

2005

Utah Hospital and
Freestanding Ambulatory
Surgery Center Utilization
and Charge Profile of
Outpatient Surgery,
Facility Detail



2 0 0 5

**Utah Hospital and
Freestanding Ambulatory
Surgery Center Utilization
and Charge Profile of
Outpatient Surgery,
Facility Detail**

released by
Utah Health Data Committee
The Office of Health Care Statistics
Utah Department of Health

288 North 1460 West
PO Box 144004
Salt Lake City, Utah 84114-4004
Voice: (801) 538-7048
Fax: (801) 538-9916
<http://health.utah.gov/hda/>

Suggested Citation:

Utah Health Data Committee. 2005 Utah Hospital and Ambulatory Surgery Center Utilization and Charge Profile of Outpatient Surgery, Facility Detail. Salt Lake City, UT: Utah Health Data Committee, 2007.

Acknowledgments

This report was prepared by the Office of Health Care Statistics under the direction of the Utah Health Data Committee and the HDC System Technical Advisory Committee.

Utah Department of Health

| | |
|-------------------------|----------------------------------|
| David N. Sundwall, M.D. | Executive Director |
| Allen K. Korhonen | Deputy Director |
| Richard Melton | Deputy Director |
| Barry Nangle, PhD | Director, Center for Health Data |

Health Data Committee

| | |
|-------------------|---|
| Clark Hinckley | Large Business Representative (Chair) |
| Robert P. Huefner | Public Health Representative (Vice Chair) |
| Kim Bateman | Physician Representative |
| Judy A. Buffmire | Consumer Advocacy Representative |
| David Call | Third Party Payer Representative |
| Stephen Kroes | Small Business Representative |
| Leslie Frances | Public Health Representative |
| Terry Haven | Consumer Advocacy Representative |
| Annette Herman | HMO Representative |
| Gail McGuill | Nursing Representative |
| Gary Nordhoff | Public Interests Representative |
| Greg Poulsen | Hospital Representative |
| Marilyn Tang | Business Representative |

Office of Health Care Statistics

| | |
|-------------------|--------------------------------|
| Wu Xu | Director |
| Lori Brady* | IT Programmer Analyst I |
| Keely Cofrin | HMO Health Program Manager |
| Pamela C. Freeman | Research Consultant I |
| Becca Finlayson | Support Services Coordinator |
| Mike Martin | Research Consultant III |
| Carol Masheter* | Information Analyst II |
| John Morgan* | Information Analyst Supervisor |

System Technical Advisory Committee for this report

| | |
|-----------------|-----------------------------|
| Robin Archer | HealthSouth Surgical Center |
| Randy Baker | Health Care Financing |
| Jim Bradshaw | IHC |
| Susan Davis | Beaver Valley Hospital |
| Gary Dittmore | MountainStar |
| John McFarland | MountainStar HealthCare |
| Kevin Nechodom | University Health Care |
| Greg Poulsen | HDC Hospital Representative |
| Lynette Seebohm | University Health Care |

*This report was developed by Carol Masheter and John Morgan, and formatted by Lori Brady.

Information from this report, and other Utah HDC reports and databases can be accessed through the Office of Health Care Statistics website: <http://health.utah.gov/hda/>

We appreciate your feedback. Please return your comments to:

Utah Department of Health:

Fax: (801) 538-9916

Email: healthcarestat@utah.gov

Table of Contents

| | |
|--|-----------|
| Executive Summary | i |
| Introduction | 1 |
| The Health Data Committee | 1 |
| The Ambulatory Surgery Database | 1 |
| Data Processing and Quality | 2 |
| Patient Confidentiality | 2 |
| About This Report | 3 |
| Organization of Report | 3 |
| Description of Tables | 5 |
| Description of Terminology | 6 |
| Limitations and Sources of Variation | 8 |
| Notes | 9 |
| Hospital and FASC Characteristics | 11 |
| Table 1. Hospital and Freestanding Ambulatory Surgery Center Characteristics | 11 |
| Utilization Profile, Statewide, 2005 | 14 |
| Table 2. Number of CPT-4 and ICD-9 Procedures by Selected Ambulatory Surgery Reporting Category | 14 |
| Table 3. Most Commonly Performed CPT-4 and ICD-9 Procedures | 15 |
| Table 4. Procedure APG Category, Procedure APG | 16 |
| Table 5. Average Total Charges for Each APG Category and Procedure APG | 19 |
| Table 6. Ambulatory Surgery Patient Visits by Patient Profile | 22 |
| Four-Year Trends | 24 |
| Figure 1. Number and Percentage of Lower Gastrointestinal Endoscopies by Facility Type, 1999-2005 | 24 |
| Figure 2. Number and Percentage of Cataract Procedures by Facility Type, 1999-2005 | 25 |
| Figure 3. Average Facility Charge for Lower Gastrointestinal Endoscopies by Facility Type, 1999-2005 | 26 |
| Figure 4. Average Facility Charge for Cataract Procedures by Facility Type, 1999-2005 | 27 |

(Continued on the next page)

Utilization Profiles by Facility, 2005, in alphabetical order by facility name online 28

| | |
|---|--|
| AMB ST1-1. Number of CPT-4 and ICD-9 Procedures by Selected Ambulatory Surgery Reporting Category | |
| AMB ST1-2. Most Commonly Performed CPT-4 and ICD-9- Procedures | |
| AMB ST1-3. Average Charge for 20 Most Commonly Reported CPT-4 and ICD-9 Procedures | |
| AMB ST1-4. Procedure APG Category, Procedure APG | |
| AMB ST1-5. Average Total Charges for Each APG Category and Procedure APG | |
| AMB ST1-6. Ambulatory Surgery Patient Visits by Patient Profile | |

Note: The above six facility-level tables are grouped by hospital and appear in the following order. For example, Allen Memorial Hospital (AMB ST1-1 through AMB ST1-6), Alta View Hospital (AMB ST1-1 through AMB ST1-6), etc.

Hospitals

| | |
|--|---|
| 111 Allen Memorial Hospital | 132 Sevier Valley Hospital |
| 118 Alta View Hospital | 124 St. Mark's Hospital |
| 136 American Fork Hospital | 307 The Orthopedic Specialty Hospital |
| 134 Ashley Valley Medical Center | 144 Timpanogos Regional Hospital |
| 104 Bear River Valley Hospital | 109 Uintah Basin Medical Center* |
| 101 Beaver Valley Hospital | 125 University of Utah Hospital and Clinics |
| 103 Brigham City Community Hospital | 310 University of Utah Huntsman Cancer Hospital |
| 145 Cache Valley Specialty Hospital | 309 University of Utah Orthopaedic Center |
| 106 Castleview Hospital | 138 Utah Valley Regional Medical Center |
| 113 Central Valley Medical Center | 112 Valley View Medical Center |
| 119 Cottonwood Hospital Medical Center | |
| 108 Davis Hospital and Medical Center | |
| 116 Delta Community Medical Center | |
| 140 Dixie Regional Medical Center | |
| 115 Fillmore Community Medical Center | |
| 110 Garfield Memorial Hospital and Clinics | |
| 129 Gunnison Valley Hospital | |
| 139 Heber Valley Medical Center | |
| 117 Jordan Valley Hospital | |
| 114 Kane County Hospital* | |
| 107 Lakeview Hospital | |
| 121 LDS Hospital | |
| 105 Logan Regional Hospital | |
| 141 McKay-Dee Hospital Center | |
| 102 Milford Valley Memorial Hospital** | |
| 137 Mountain View Hospital | |
| 133 Mountain West Medical Center (formerly Tooele) | |
| 142 Ogden Regional Medical Center | |
| 135 Orem Community Hospital | |
| 126 Pioneer Valley Hospital | |
| 122 Primary Children's Medical Center | |
| 120 Salt Lake Regional Medical Center | |
| 128 San Juan Hospital* | |
| 130 Sanpete Valley Hospital | |

Freestanding Ambulatory Surgical Centers

| |
|--|
| 401 Central Utah Surgical Center |
| 423 Coral Desert Surgery Center |
| 415 Davis Surgical Center |
| 418 Healthsouth Park City Surgical Center |
| 405 Healthsouth Provo Surgical Center |
| 407 Healthsouth Salt Lake Surgical Center |
| 403 Intermountain Surgical Center |
| 412 Madsen (formerly Wasatch) Surgery Center |
| 404 McKay-Dee Surgical Center |
| 416 Moran Eye Center |
| 414 Mount Ogden Surgical Center |
| 424 Mountain West Surgical Center |
| 419 Northern Utah Endoscopy Center |
| 420 Ridgeline Endoscopy Center |
| 406 Salt Lake Endoscopy Center** |
| 417 South Towne Surgery Center |
| 408 St. George Surgical Center |
| 409 St. Mark's Outpatient Surgical Center |
| 410 SurgiCare Center of Utah |
| 422 Utah Surgical Center |
| 411 Wasatch Endoscopy Center |
| 421 Zion Eye Institute |

* Kane County Hospital, San Juan Hospital and Uintah Basin Medical Center did not submit CPT4 codes.

** Milford Valley Memorial Hospital and Salt Lake Endoscopy Center did not submit ambulatory surgery data in 2005.

*Facilities that do not report CPT-4 procedure codes are not included in AMB ST 1-4 and AMB ST 1-5 because APG classifications cannot be calculated for these facilities.

Reportable procedure codes exclude codes in the "Other" category and CPT4 blood draw codes reported in previous years. Codes in Table 1-2 that have no descriptive labels are no longer current.

2005 Utah Hospital and Freestanding Ambulatory Surgery Center Utilization and Charge Profile of Outpatient Surgery

Executive Summary

The 2005 Utah ambulatory surgery database contains data on reportable procedures from all 64 ambulatory surgery facilities throughout the state, which includes 43 acute care hospital based surgery centers and 21 freestanding ambulatory surgery centers that submitted ambulatory data for 2005. Reportable procedures are listed in the Introduction on page one. Information on ICD9 and CPT4 codes and APGs includes only these reportable procedures and excludes procedures in the “Other” category in previous reports. Starting with 2005, CPT4 blood draw codes 36000, 36415, and 36600 also are excluded. The annual Utah Hospital and Ambulatory Surgery Center Utilization and Charges Profile is a compilation of statewide and facility specific summary statistics for selected ambulatory surgical procedures occurring between January 1, 2005 and December 31, 2005. This profile was designed to meet the needs of the health industry and policy makers to assess the volumes, average charge, most frequently performed procedures, and other variations among the performances of hospitals and ambulatory surgical centers in Utah. Throughout this report, “all facilities” refers to all ambulatory surgery facilities, “hospitals” refers to the acute care hospital based surgery centers and “FASCs” refers to freestanding ambulatory surgery centers.

Highlights

- There were 308,463 patient visits with 385,684 reportable ambulatory ICD-9 procedures and 425,009 reportable CPT4 procedures for 64 facilities reported in 2005. Approximately 72% of outpatient visits and 83% of ambulatory procedures (by CPT-4) occurred in hospitals. FASCs accounted for the remaining 28% of outpatient visits and 17% of ambulatory procedures.
- The statewide total charges reported for all reportable ambulatory procedures for all facilities were \$948,225,265 in 2005. The average charge for all reported ambulatory procedures was \$3,074 with the average hospital and FASCs charges being \$3,331 and \$2,401 respectively. The total charge is not the actual payment or reimbursement.
- The most commonly reported reportable procedure APG (Ambulatory Patient Groups) for all facilities was Lower Gastrointestinal Endoscopy (APG 117, N=65,195). For hospitals it was also Lower Gastrointestinal Endoscopy (APG 117, N=47,252), followed by Arthroscopy (APG 025, N=23,586). For FASCs the most commonly reported procedures were Lower Gastrointestinal Endoscopy (APG 117, N=17,943) followed by Cataract Procedures (APG 214, N=12,253).
- In general, hospitals performed substantially more procedures than FASCs, with a few exceptions (APG Category 11 Eye and Ocular Adnexa including Laser Eye Procedures, APG 213.) Variation in number of procedures across APGs was considerable. Hospitals and FASCs performed roughly comparable volumes of procedures on APG Nervous System procedures (APG Category 10, 27,778 and 10,825 respectively) and APG Eye and Ocular Adnexa procedures (APG Category 11, 11,487 and 20,551 respectively). In contrast, hospitals reported almost 50 times as many Cardiovascular System procedures as FASCs reported (APG Category 04, 31,224 and 668 respectively).

-
- The highest average charge was Cochlear Device Implantation (APG 231, \$50,945 for hospitals, FASCs did not report this procedure). Second highest was Cardiac Electrophysiologic Tests (APG 074, \$22,994 for hospitals, FASCs did not report this procedure.) Third was Pacemaker Insertion and Replacement (APG 078, \$20,119 for hospitals, FASCs did not report this procedure). Fourth was Blood and Blood Product Exchange (APG 094, \$19,757 for hospitals, FASCs did not report this procedure). The average charges were comparable for hospitals and FASCs. For example, Eye and Ocular Adnexa (APG Category 11) procedures were \$2,803 and \$2,379 respectively. Only records with a single APG are included in the calculation of average total charges.
 - During the past seven years (1999 through 2005), the number of Lower Gastrointestinal Endoscopies (APG 117) performed at FASCs has more than tripled (from 4,924 to 17,943 procedures per year). At hospitals the number has more than tripled (from 14,567 to 47,252 procedures per year). The annual percentage of these procedures performed at hospitals is higher than at FASCs. The annual percentage at FASCs has fluctuated. It increased (from 25% to 40% in 2001), then decreased (to 28% in 2005, see Figure 1). During the period, the number of Cataract Procedures (APG 214) performed at FASCs doubled (6,177 to 12,253), while hospitals showed a smaller increase (4,270 to 4,675 or about a 10% increase). The annual percentage of Cataract Procedures performed at FASCs has risen (from 59% to 72%), with a complementary drop in the annual percentage at hospitals (from 41% to 28%, see Figure 2).
 - During the past seven years, the average charge for Lower Gastrointestinal Endoscopies (APG 117) performed at hospitals has increased (\$691 to \$1,067, or a 54% increase since 1999). The FASC trend first decreased then increased, showing a 54% increase in average charges since 1999, (see Figure 3). In 2005 the average facility charge for this procedure was comparable at FASCs (\$1,007) and hospitals (\$1,067). The average charge for Cataract Procedures (APG 214) at hospitals has increased (\$2,239 to \$2,930, or 31%, from 1999 through 2005). The average charge at FASCs for Cataract Procedures (APG 214) has increased less (\$2,211 to \$2,612, or 18%, from 1999 through 2005).
 - The average charges are based on single-procedure discharges only (51% of ICD-9-CM procedures and 70% of CPT4 procedures) and may not apply to multiple-procedure discharges.

Introduction

The Utah Hospital and Freestanding Ambulatory Surgery Center Utilization and Charge Profile of Outpatient Surgery standard report (AMBST-1) is an annual report from the ambulatory surgery data released by the Utah Health Data Committee. The AMBST-1 report will serve as a basis for verification of the reported data and for development of smaller, consumer oriented reports. In addition, the ambulatory surgery data will be used in the evaluation and monitoring of ambulatory surgery facility utilization trends.

The Health Data Committee

The Utah Health Data Committee is composed of 13 governor-appointed members. The committee was created through the Utah Health Data Authority Act of 1990 and is staffed by the Office of Health Care Statistics (OHCS), which manages the Utah ambulatory surgery database.

The committee's purpose, per Chapter 33a, Title 26a, Utah Code Annotated, is *"to direct a statewide effort to collect, analyze and distribute health care data to facilitate the promotion and accessibility of quality and cost-effective health care and also to facilitate interaction among those with concern for health care issues."*

The Ambulatory Surgery Database

Administrative Rule R428-11, which became effective in March of 1998, mandated that all Utah licensed hospital based surgery centers (referred to as "hospitals" in this report) and freestanding ambulatory surgery centers ("FASCs") report information on selected ambulatory surgical procedures. However, voluntary reporting started on January 1, 1996.

The database contains consolidated information on complete billing, medical diagnosis and procedure codes, personal characteristics describing a patient, the services received, and the charges billed for each visit for a selected subset of ambulatory surgical procedures. All reported procedure codes required by Administrative Rule R428-11 are listed below.

Types of Surgical Service to be Submitted if Performed in Operating or Procedure Room

| Description | CPT- 4 Codes | ICD-9-CM Procedure Codes |
|-------------------|--------------|----------------------------------|
| Mastectomy | 19120-19220 | 850-8599 |
| Musculoskeletal | 20000-29909 | 760-8499 |
| Respiratory | 30000-32999 | 300-3499 |
| Cardiovascular | 33010-37799 | 350-3999 |
| Lymphatic/Hematic | 38100-38999 | 400-4199 |
| Diaphragm | 39501-39599 | <i>ICD9 Codes in Respiratory</i> |
| Digestive System | 40490-49999 | 420-5499 |
| Urinary | 50010-53899 | 550-5999 |

| Description | CPT- 4 Codes | ICD-9-CM Procedure Codes |
|-----------------------|---|-------------------------------------|
| Male Genital | 54000-55899 | 600-6499 |
| Female Genital | 56405-58999 | 650-7199 |
| Endocrine/Nervous | 60000-64999 | 010-0799 |
| Eye | 65091-68899 | 080-1699 |
| Ear | 69000-69979 | 180-2099 |
| Nose, Mouth, Pharynx | <i>CPT Codes in Musculoskeletal & Respiratory</i> | 210-2999 |
| Heart Catheterization | 93501-93660 | <i>ICD9 Codes in Cardiovascular</i> |

Starting in 2005, CPT4 codes 36000, 36416 and 36600 (blood draw codes) were excluded.

These selected procedures are significant surgical procedures. A significant procedure is a procedure that is normally scheduled, constitutes the reason for the patient visit and dominates the time and resources expended during the visit. R428-11 does not require ambulatory surgery facilities to report ancillary procedures. The database does contain nonsignificant procedures but only as entries for a visit that includes multiple procedures, at least one of which must be a significant procedure. Visits during which no significant procedure was performed are not reported by hospitals or FASCs and thus are not included in the database.

The Office of Health Care Statistics has collected information from 64 Utah ambulatory surgery facilities in 2005. Of these 64 facilities, 43 are acute care hospitals, while the remaining 21 are FASCs. Milford Valley Memorial Hospital and Salt Lake Endoscopy Center submitted no ambulatory surgery data in 2005.

Data Processing and Quality

Data Submission

The Utah Ambulatory Surgical Submittal Manual provides data element definitions to encourage all hospitals and FASCs to report the data in a standard format. The Office of Health Care Statistics receives ambulatory surgery data quarterly from these facilities in various formats and media. The data are then converted into a standard format.

System Edits

The data are validated through a process of automated editing and report verification. Each record is subjected to a series of edits that check for accuracy, consistency, completeness, and conformity with definitions specified in the data submittal manual. The data supplier is notified of records failing the edit check and is provided with corrections or comment on these records.

Facility Reviews

Each facility is provided with a 35-day review period to validate the compiled data against the facility records. Any inconsistencies discovered by the facilities are reevaluated or corrected.

Patient Confidentiality

It is important to the committee that no individual patient is identifiable from the Ambulatory Surgery Public-Use Data Files. Public disclosure of individual ambulatory surgery data is to be carefully guarded by the use of calculated or aggregate values. To this end, patient age and payers are grouped, Utah residential zip codes with less than 30 visits in a calendar year are grouped into county abbreviations, and zip codes outside Utah with less than 30 visits are grouped into state abbreviations.

About This Report

This report is designed to be a tool for analysis of health care issues, and includes a wide range of data for applications by many user groups. Consumers, employers, payers, policy makers and providers may begin to use this type of data to facilitate health care decisions.

Organization of Report

This report provides summary information and comparisons at the statewide level and at the facility level for ICD-9-CM (International Classification of Diseases, 9th Revision, Clinical Modification), CPT-4 (Current Procedural Terminology, 4th edition) and APG (Ambulatory Patient Groups) codes and demographic data. Several sections of the report have separate breakdowns for each of the two basic types of facilities: acute care hospital outpatient surgery centers (hospitals) and freestanding ambulatory surgery center (FASCs). The tables in this report are primarily procedure based, with the exception of the demographic tables, which are based on visits.

CPT-4 and ICD-9-CM Codes

In general, hospitals and FASCs use different coding systems. Hospitals tend to use ICD-9-CM codes, while FASCs use primarily CPT-4 codes. For 2005, 64 facilities reported ambulatory surgery data. Among these 64 facilities, 43 were hospitals and the remaining 21 were FASCs. Among the 43 hospitals, 40 reported both ICD-9 and CPT-4 codes, three reported only ICD-9 codes, and none reported CPT-4 codes exclusively. Among the 21 FASCs, 11 reported CPT-4 codes exclusively, 10 reported both ICD-9 and CPT-4 codes and none reported ICD-9 codes exclusively.

The CPT-4 and ICD-9 coding systems are similar but not identical. For example, dermabrasion, which is the removal of the outer layer of the skin, can be reported with the single ICD-9 code, 86.25. In contrast, the CPT-4 coding system divides dermabrasion into the three separate CPT-4 codes, representing dermabrasion performed on the entire face (15780), a segment of the face (15781), or another part of the body (15783).

This report presents separate sets of summary statistics for ICD-9 and CPT-4 values and categories. Because the procedures are coded differently under the CPT-4 and ICD-9 systems, the total number of procedures within each of the CPT-4 or ICD-9 categories may not match (See Table 2, for example).

APGs (Ambulatory Patient Groups)

The APG patient classification system, a CPT-based grouper software product, was developed by 3M Health Information Systems. It was designed to explain the type and amount of resources used in an ambulatory visit, serving a similar function for outpatient visits as DRGs (Diagnostic Related Groups) do for inpatient care. Where DRGs use ICD-9 primary diagnoses as the initial classification variable to develop mutually exclusive DRG categories, APGs use CPT-4 procedures. For example, APG-214 is a cataract procedure, which includes CPT-4 codes 66840, 66850, 66852, 66920, 66930, 66940, 66983, 66984, 66985, and 66986¹.

As procedures are grouped into mutually exclusive APGs, procedure APGs are grouped into mutually exclusive procedure APG categories. In an analogous manner, DRGs are grouped into mutually exclusive MDCs (Major Diagnostic Categories). As stated in the *Ambulatory Patient Groups Definitions Manual, Version 2.0*, by 3M Health Information Systems, these APG categories correspond to “general bodily systems” such as the integumentary system or the respiratory system. APG version 2.0 was used for this report. The basic unit of payment in the development of the APGs is the visit, which is defined as any interaction between a patient and a health care professional.

The APG patient classification system groups thousands of CPT-4 codes into a manageable set of APG procedures or categories. This allows the OHCS to report all ambulatory services to users in a useful way and to produce meaningful comparisons between ambulatory care facilities. However, the OHCS started using the APG software recently to analyze the ambulatory surgery data. As the APG software developer acknowledged, “the data elements used to define APGs were limited to the information routinely collected on the Medicare claim form”¹. In contrast to Medicare data, the Utah ambulatory surgery data include all ages of patients and all types of payer sources. These differences in patient population require users to be aware of the limitations of the APG software and to pay special attention when using APGs to analyze non-Medicare populations.

Number of Procedures

In the Utah ambulatory surgery database, one record is generated for each patient visit. This record can have up to six CPT-4 entries, six APG entries, and six ICD-9 entries, with at least one entry representing a significant procedure. Many records have multiple ICD-9 or CPT-4 entries representing multiple procedures. Since this report is based on procedures, not visits, the total number of procedures performed will be greater than the total number of reported ambulatory surgery visits. Also, the number of reported procedures differs, depending on the procedure code system used. For instance, in 2005, the total number of reported ambulatory surgery visits was 308,463, but the total number of reportable procedures performed was 385,684 under the ICD-9 coding system and 425,009 under the CPT-4 coding system (See Table 2). Among all facilities that report ICD-9-CM codes, 49% of all visits include multiple procedures. For all facilities that report CPT-4 codes, this percentage is lower at 30%. These percentages are not listed in the report tables.

This report only contains APG values that represent reportable procedures. In past reports CPT-4 and ICD-9 procedures are reported differently. Non-reportable procedures were represented in tables that summarize ICD-9 and CPT-4 values. For example, Table 2 contained a category called “other” for both the CPT-4 and ICD-9 coding system, which consisted of non-reportable procedures in both systems. In this report, non-reportable procedures have been omitted.

Average Total Charges

Each visit has a total charge associated with it, which represents the total charges for all services rendered. Thus, for visits in which multiple procedures are performed, it is impossible to ascertain the charge for an individual procedure performed. Because of this, average total charges are calculated using only records that have single CPT-4, ICD-9 or procedure APG entries. Seventy percent of all visits that include CPT-4 procedures have single reportable CPT-4 entries and 51% of all visits that include ICD-9 procedures have single ICD-9 entries. As mentioned above, in contrast to ICD-9 values and CPT-4 values, only APG values that represent significant procedures appear in the report. If only one CPT-4 or ICD-9 procedure is reported for a visit, that procedure will be significant. In these cases, total charges for CPT-4 or ICD-9 values are calculated from significant procedures as they are for APGs.

Patient Demographics

Summary statistics are given for gender, age, source of admission, discharge status, primary payer and local health district of patient residence.

Reportable Procedures

A patient visit is reported only if one or more of a reportable group of procedures is performed. The procedure does not have to be the principle procedure. All significant procedures performed during a visit are treated equally in this report.

Description of Tables

Statewide Tables

This report includes one chart that summarizes characteristics of all facilities and five tables that report statewide summary information on ambulatory surgeries in 2004.

Chart 1: Hospital and Freestanding Ambulatory Surgery Center (FASC) Characteristics.

Table 2: The number and percentage of reportable procedures performed for selected ambulatory surgery reporting categories. Grouped ICD-9 and CPT-4 codes are reported separately. The number and percentage of procedures performed for all facilities, hospitals and FASCs are listed. The purpose of Table 2 is to present a statewide overview of the volume of ambulatory surgery procedures. The total number of ICD-9 procedures (385,684) does not match the total number of CPT-4 procedures (425,009). This is a result of the fact that ICD-9 and CPT-4 are different coding systems and that some hospitals report only ICD-9 codes whereas some FASCs report only CPT-4 codes. Direct comparison between the top ICD-9 panel and the bottom CPT-4 panel would not be meaningful.

Table 3: Statewide total numbers and percentages for the 20 most commonly performed procedures, ICD-9 and CPT-4 codes listed separately. A breakdown by facility type (freestanding or hospital) is included. The listed procedures are not restricted to reportable procedures.

Table 4: Statewide total frequency for each procedure APG category (N=14) and procedure APG (N=103). Statewide totals for all facilities, all hospitals and all FASCs are listed. Table 4 provides a detailed and comprehensive view of the ambulatory surgery groups. The APG values are restricted to reportable outpatient procedure APGs.

Table 5: Statewide average total charges for each procedure APG category and procedure APG. Statewide average total charges for all facilities, all hospitals and all FASCs are listed. Only records with a single reportable procedure code or APG are included in the calculation for this table. One patient visit could have more than one APG if the patient has multiple procedures performed. The facilities report only the total charge for all procedures performed in a visit. Therefore, direct comparison of average total charges at the visit level may compare “apples” (only procedure performed) to “oranges” (multiple procedures performed), which will lead to biased conclusions.

Table 6: Statewide ambulatory surgery patient profile. Gender, age, source of admission, discharge status, primary payer category and patient’s local health district are listed. Statewide total numbers of patient visits and percentage distributions are included, as well as totals for freestanding and hospital based facilities. One patient visit might include a single procedure or multiple procedures. Thus, the total number of patient visits in Table 6 is smaller than the total number of procedures in Table 2.

Figure 1: Number of Lower Gastrointestinal Endoscopies by Facility Type and Year, Utah, Hospitals and FASCs, 1999—2004.

Figure 2: Number of Lower Cataract Procedures by Facility Type and Year, Utah, Hospitals and FASCs, 1999—2004.

Figure 3: Average Facility Charge for Lower Gastrointestinal Endoscopies by Facility Type and Year, Utah, Hospitals and FASCs, 1999—2004.

Figure 4: Average Facility Charge for Cataract Procedures by Facility Type and Year, Utah, Hospitals and FASCs, 1999—2004.

Facility Tables

A set of six tables is designed for each facility in a format similar to the statewide tables. Each table also provides comparative information on individual facilities and their peer group's performance. The Health Data Committee System Technical Advisory Committee proposed two peer groups: a hospital group and an FASC group.

AMB ST 1-1: The number and percentage of procedures performed for selected ambulatory surgery reporting categories for each facility. ICD-9 and CPT-4 codes are grouped separately. The number and percentage of procedures performed in the selected categories for hospitals statewide is listed along with the totals for each particular hospital. Likewise, the number and percentage of procedures performed in the selected categories for FASCs statewide is listed along with the totals for each particular FASC.

AMB ST 1-2: Facility specific total numbers and percentages for the 20 most commonly performed procedures, ICD-9 and CPT-4 listed separately. For each hospital, the statewide percentage for all hospitals combined for these procedure codes is included. A similar listing occurs for FASCs. The top 20 procedures for either coding system (ICD-9 or CPT-4) are not restricted to the reportable procedures.

AMB ST 1-3: Facility specific average total charges for the 20 most frequently performed ICD-9 procedures and/or CPT-4 procedures for each facility, listed in order of descending frequency. The average total charge for each procedure for the particular facility is listed, as well as the statewide average total charge for the particular facility type. Only records with a single procedure code are included in the calculation.

AMB ST 1-4: Facility specific frequency for each procedure APG category and procedure APG. Statewide total numbers for either hospitals or FASCs are listed, depending on the type of facility in question.

AMB ST 1-5: Facility specific average total charge for each procedure APG category and procedure APG. Statewide average total charges for either hospitals or FASCs are listed, depending on the type of facility in question. Only records with a single procedure code or APG are included in the calculation.

AMB ST 1-6: Facility specific patient profile. Gender, age, source of admission, discharge status, primary payer category and patient's local health district are listed. Facility specific total numbers and percentages are included, as well as statewide totals for either freestanding or hospital based facilities, depending on the type of facility in question.

Description of Terminology

Reporting Category: Required reporting ICD-9 and CPT-4 codes defined by Administrative Rule R428-11. See Introduction, p. 1 for the reportable codes included in analyses for this report.

All Facilities: All reporting freestanding ambulatory surgery centers (FASCs) and hospital based ambulatory surgery centers (hospitals) in this report.

All Hospitals: All reporting hospital based ambulatory surgery centers (hospitals) in this report.

All FASCs: All reporting freestanding ambulatory surgery center (FASCs) in this report.

Average Total Charge: Average statewide total charge included in the billing form for hospital group or FASC group. This is different than the cost of treatment or payment received by the facility. Total charge is the amount with a revenue code of "001" on the UB92 form.

Sources of Admission:

Physician Referral - The patient was admitted to this facility upon recommendation of his or her personal physician not affiliated with an HMO.

Clinic Referral - The patient was admitted to this facility upon recommendation of this facility's clinic physicians.

HMO Referral - The patient was admitted to this facility upon recommendation of an HMO physician.

Other Hospital - The patient was admitted to this facility as a transfer from an acute care facility where he or she was an inpatient.

Skilled Nursing Facility - The patient was admitted to this facility as a transfer from a skilled nursing facility where he or she was an inpatient.

Other Health Care Facility - The patient was admitted to this facility as a transfer from a health care facility other than an acute care or skilled nursing facility.

Emergency Department - The patient was admitted to this facility upon recommendation of this facility's emergency room physician.

Court/Law Enforcement - The patient was admitted to this facility upon the direction of a court of law, or upon the request of a law enforcement agency representative.

Local Health District of Patient Residence:

The following are multi-county districts.

Bear River - Includes Box Elder, Cache and Rich counties.

Southeastern Utah - Includes Carbon, Emery, Grand, and San Juan counties.

Central Utah - Includes Juab, Millard, Piute, Sevier, Wayne and Sanpete counties.

Southwest Utah - Includes Garfield, Iron, Kane, Washington, and Beaver counties.

Tri-County - Includes Daggett, Duchesne, Uintah counties.

Weber-Morgan - Includes Weber and Morgan counties.

Limitations and Sources of Variation

Billed Charges versus Actual Payment

This report gives the total billed charges for each visit. Although this is a useful indicator of facility performance, these totals represent the pre-contractual prices for services and procedures performed. The actual and contractual payment may differ.

APG versus CPT-4 and ICD-9

Starting in 2003, ICD-9 or CPT-4 summary tables include only reportable procedure values. Not every reportable procedure code is assigned a procedure APG. For instance, the CPT-4 value of '63030' (Lumbar Laminectomy-one interspace lumbar) is a reportable procedure. The APG software, however, assigns an error APG value of '993' to this procedure in the outpatient setting because '63030' is classified as strictly an inpatient procedure. The APG value of '993' does not appear in the report but the CPT-4 value of '63030' does.

Peer Groups

Ambulatory surgery centers differ in the severity and complexity of cases treated. This fact can make direct comparison between two facilities or comparison of individual facilities with statewide totals difficult. Facilities with similar levels of case severity and complexity could be grouped into what are called peer groups. This kind of comparison is not done in this report. Though the distinction is made between FASCs and hospitals, there can be large differences in the severity and complexity of cases treated between two hospitals or between two FASCs.

Size, Location and Teaching Status of Facility

These three factors have an impact on the severity and complexity of procedures performed and services rendered. Larger facilities offer a more extensive array of procedures and services. These larger facilities tend to require more complex equipment as well as personnel with advanced training. Facilities located in urban areas tend to incur greater costs than their rural counterparts. Higher labor costs and a disproportionate number of elderly patients are among the factors that contribute to this difference. Medical education programs in hospitals incur higher costs due to the following: a) greater number and complexity of ancillary procedures performed, b) use of latest medical technologies, c) resident training, and) provision of unique tertiary services such as a burn unit.

Outlier Cases

A facility's overall average charge is sometimes unduly influenced by a small number of very expensive or inexpensive procedures. An example of this would be the insertion of pacemakers (APG 078), for which the average statewide charge in 2005 was \$20,119. The average charges for the facilities that performed these could be severely inflated, with the average charge not being representative of what is "typical" for the facility in question. Identification and exclusion of extremely high or low values (outliers) that have a large impact on the average is not done in this report.

Coding

Inter-facility variations may be a reflection of the differences in coding practices and quality of data. Inconsistent ICD-9 and CPT-4 procedure coding among facilities may lead to under reporting of procedures. For example, diagnostic cardiac catheterization is ICD-9 code 37.22 or 37.23, corresponding to CPT-4 codes 93501 through 93572. In 2004 16 facilities reported ICD-9 codes 37.22 or 37.23 as a single procedure, whereas 15 facilities reported the corresponding CPT-4 codes as a single procedure. Since the 3M APG classification is a CPT-based grouper software, the APG classification in Table 4 and Table 5 includes only the cases and charges of diagnostic cardiac catheterization (APG 076) reported by these hospitals. Obviously the total number of cardiac catheterization procedures is under reported when only the visits with a

single CPT-4 procedure code are counted. Similar under reporting of this procedure occurs in the facility-level tables.

The data are reported as they were submitted to the Health Data Committee. Users of the data should be aware of the data quality issue noted here and take it into consideration when using the report. The committee will continue to work with data suppliers to improve the quality of the Utah ambulatory surgery database.

To assure the highest quality data possible, the committee implemented the following:

1. The Utah Ambulatory Surgical Submittal Manual provides data element definitions and standards to ensure all ambulatory surgery centers will report similar data.
2. Systematic edits were put into place to identify missing or invalid data fields and ambulatory surgery centers were required to correct these.
3. Each facility is provided with a 35-day review period to validate the committee's data against their hospital records.

Despite the detailed edit and evaluation process, data quality is still an issue, but it is expected to improve over time as facilities become accustomed to reporting data. At this time, data quality should be taken into account when making decisions or comparisons based on this data.

Notes

1. *Ambulatory Patient Groups Definitions Manual, Version 2.0*. Wallingford, CT: 3M Health Information Systems.

Table 1
Hospital and Freestanding Ambulatory Surgery Center (FASC) Characteristics: 2005

| ID ¹ | Hospital Name | Own ² | Affiliation | County | City | U/R ³ | Teach ⁴ | Beds | Report CPT-4 ⁵ | Report ICD-9 ⁶ |
|-----------------|--|------------------|----------------------------|------------|----------------|------------------|--------------------|------|---------------------------|---------------------------|
| 111 | Allen Memorial Hospital | G | Rural Health Management | Grand | Moab | R | N | 38 | Y | N |
| 118 | Alta View Hospital | N | IHC | Salt Lake | Sandy | U | N | 80 | Y | Y |
| 136 | American Fork Hospital | N | IHC | Utah | American Fork | U | N | 76 | Y | Y |
| 134 | Ashley Valley Medical Center | I | LifePoint Hospitals | Uintah | Vernal | R | N | 39 | Y | Y |
| 104 | Bear River Valley Hospital | N | IHC | Box Elder | Tremonton | R | N | 14 | Y | Y |
| 101 | Beaver Valley Hospital | G | Freestanding | Beaver | Beaver | R | N | 49 | Y | Y |
| 103 | Brigham City Community Hospital | I | MountainStar Healthcare | Box Elder | Brigham City | R | N | 49 | Y | Y |
| 145 | Cache Valley Specialty Hospital | I | National Surgical Hospital | Cache | North Logan | R | N | 22 | Y | Y |
| 106 | Castleview Hospital | I | LifePoint Hospitals | Carbon | Price | R | N | 84 | Y | Y |
| 113 | Central Valley Medical Center | N | Rural Health Management | Juab | Nephi | R | N | 19 | Y | Y |
| 119 | Cottonwood Hospital Medical Center | N | IHC | Salt Lake | Murray | U | N | 213 | Y | Y |
| 108 | Davis Hospital and Medical Center | I | IASIS Health Care | Davis | Layton | U | N | 136 | Y | Y |
| 116 | Delta Community Medical Center | N | IHC | Millard | Delta | R | N | 20 | Y | Y |
| 140 | Dixie Regional Medical Center | N | IHC | Washington | St. George | R | N | 164 | Y | Y |
| 115 | Fillmore Community Medical Center | N | IHC | Millard | Fillmore | R | N | 20 | Y | Y |
| 110 | Garfield Memorial Hospital and Clinics | N | IHC | Garfield | Panguitch | R | N | 44 | Y | Y |
| 129 | Gunnison Valley Hospital | G | Rural Health Management | Sanpete | Gunnison | R | N | 26 | Y | Y |
| 139 | Heber Valley Medical Center | N | IHC | Wasatch | Heber | R | N | 19 | Y | Y |
| 117 | Jordan Valley Hospital | I | IASIS Health Care | Salt Lake | West Jordan | U | N | 92 | Y | Y |
| 114 | Kane County Hospital | G | Freestanding | Kane | Kanab | R | N | 38 | N | Y |
| 107 | Lakeview Hospital | I | MountainStar Healthcare | Davis | Bountiful | U | N | 128 | Y | Y |
| 121 | LDS Hospital | N | IHC | Salt Lake | Salt Lake City | U | Y | 520 | Y | Y |

¹Facility ID Number

²Owner Category: G=Government, I=Investor-Owned, N=Not for Profit

³Urban or Rural location of facility

⁴Teaching facility (Yes/No)

⁵Facility reports CPT-4 Codes

⁶Facility reports ICD-9-CM Codes

Table 1 (continued)
Hospital and Freestanding Ambulatory Surgery Center (FASC) Characteristics: 2005

| ID ¹ | Hospital Name | Own ² | Affiliation | County | City | U/R ³ | Teach ⁴ | Beds | Report CPT-4 ⁵ | Report ICD-9 ⁶ |
|-----------------|---|------------------|-------------------------|-----------|----------------|------------------|--------------------|--------|---------------------------|---------------------------|
| 105 | Logan Regional Hospital | N | IHC | Cache | Logan | R | N | 147 | Y | Y |
| 141 | McKay-Dee Hospital Center | N | IHC | Weber | Ogden | U | Y | 277 | Y | Y |
| 102 | Milford Valley Memorial Hospital** | G | Rural Health Management | Beaver | Milford | R | N | 25 | N | N |
| 137 | Mountain View Hospital | I | MountainStar Healthcare | Utah | Payson | U | N | 114 | Y | Y |
| 133 | Mountain West Medical Center | G | Rural Health Mgmt | Tooele | Tooele | R | N | 35 | Y | Y |
| 142 | Ogden Regional Medical Center | I | MountainStar Healthcare | Weber | Ogden | U | N | 227 | Y | Y |
| 135 | Orem Community Hospital | N | IHC | Utah | Orem | U | N | 20 | Y | Y |
| 126 | Pioneer Valley Hospital | I | IASIS Health Care | Salt Lake | West Valley | U | Y | 139 | Y | Y |
| 122 | Primary Children's Medical Center | N | IHC | Salt Lake | Salt Lake City | U | N | 233 | Y | Y |
| 120 | Salt Lake Regional Medical Center | I | IASIS Health Care | Salt Lake | Salt Lake City | U | Y | 168 | Y | Y |
| 128 | San Juan Hospital | G | Managed | San Juan | Monticello | R | N | 33 | N | Y |
| 130 | Sanpete Valley Hospital | N | IHC | Sanpete | Mt. Pleasant | R | N | 18 | Y | Y |
| 132 | Sevier Valley Hospital | N | IHC | Sevier | Richfield | R | N | 42 | Y | Y |
| 124 | St. Mark's Hospital | I | MountainStar Healthcare | Salt Lake | Salt Lake City | U | Y | 294 | Y | Y |
| 307 | The Orthopedic Specialty Hospital | I | Freestanding | Salt Lake | Salt Lake City | U | N | 14 | Y | Y |
| 144 | Timpanogos Regional Hospital | I | MountainStar Healthcare | Utah | Orem | U | N | 60 | Y | Y |
| 109 | Uintah Basin Medical Center | G | Freestanding | Duchesne | Roosevelt | R | N | 42 | N | Y |
| 310 | University of Utah Huntsman Cancer Hospital | G | University Healthcare | Salt Lake | Salt Lake City | U | Y | See UU | Y | Y |
| 125 | University of Utah Hospital and Clinics | G | University Healthcare | Salt Lake | Salt Lake City | U | Y | 443 | Y | Y |
| 309 | University of Utah Orthopaedic Center | G | University Healthcare | Salt Lake | Salt Lake City | U | Y | See UU | Y | Y |
| 138 | Utah Valley Regional Medical Center | N | IHC | Utah | Provo | U | N | 395 | Y | Y |
| 112 | Valley View Medical Center | N | IHC | Iron | Cedar City | R | N | 46 | Y | Y |

¹Facility ID Number

²Owner Category: G=Government, I=Investor-Owned, N=Not for Profit

³Urban or Rural location of facility

⁴Teaching facility (Yes/No)

⁵Facility reports CPT-4 codes

⁶Facility reports ICD-9-CM codes

Table 1 (continued)
Hospital and Freestanding Ambulatory Surgery Center (FASC) Characteristics: 2005

| ID ¹ | FASC Name | Own ² | Affiliation | County | City | U/R ³ | Teach ⁴ | Beds | Report CPT-4 ⁵ | Report ICD-9 ⁶ |
|-----------------|---------------------------------------|------------------|-------------------------|------------|----------------|------------------|--------------------|------|---------------------------|---------------------------|
| 401 | Central Utah Surgical Center | I | Nueterra Healthcare | Utah | Provo | U | N | 6 | Y | N |
| 423 | Coral Desert Surgery Center | I | Nueterra Healthcare | Washington | St. George | R | N | 5 | Y | Y |
| 415 | Davis Surgical Center | I | Freestanding | Davis | Layton | U | N | 4 | Y | N |
| 418 | Healthsouth Park City Surgical Center | I | HealthSouth | Summit | Park City | R | N | 2 | Y | N |
| 405 | Healthsouth Provo Surgical Center | I | HealthSouth | Utah | Provo | U | Y | 5 | Y | N |
| 407 | Healthsouth Salt Lake Surgical Center | I | HealthSouth | Salt Lake | Salt Lake City | U | N | 7 | Y | N |
| 403 | Intermountain Surgical Center | N | IHC | Salt Lake | Salt Lake City | U | N | 4 | Y | Y |
| 412 | Madsen Surgery Center | G | University Healthcare | Salt Lake | Salt Lake City | U | Y | 2 | Y | Y |
| 404 | McKay-Dee Surgical Center | N | IHC | Weber | Ogden | U | Y | 6 | Y | Y |
| 416 | Moran Eye Center | G | University Healthcare | Salt Lake | Salt Lake City | U | Y | 10 | Y | Y |
| 414 | Mount Ogden Surgical Center | I | Nueterra Healthcare | Weber | Ogden | U | Y | 2 | Y | N |
| 424 | Mountain West Surgical Center | I | Nueterra Healthcare | Davis | Bountiful | U | N | 4 | Y | Y |
| 419 | Northern Utah Endoscopy Center | I | Nueterra Healthcare | Cache | Logan | R | N | 2 | Y | Y |
| 420 | Ridgeline Endoscopy Center | I | Freestanding | Weber | Ogden | U | N | 2 | Y | N |
| 406 | Salt Lake Endoscopy Center** | I | Freestanding | Salt Lake | Salt Lake City | U | N | 2 | Y | N |
| 417 | South Towne Surgery Center | I | Freestanding | Salt Lake | Sandy | U | N | 4 | Y | N |
| 408 | St. George Surgical Center | I | Freestanding | Washington | St. George | R | N | 4 | Y | Y |
| 409 | St. Mark's Outpatient Surgical Center | I | MountainStar Healthcare | Salt Lake | Salt Lake City | U | Y | 4 | Y | Y |
| 410 | SurgiCare Center of Utah | I | Freestanding | Salt Lake | Salt Lake City | U | N | 4 | Y | N |
| 422 | Utah Surgical Center | I | Nueterra Healthcare | Salt Lake | West Valley | U | N | 4 | Y | Y |
| 411 | Wasatch Endoscopy Center | I | MountainStar Healthcare | Salt Lake | Salt Lake City | U | Y | 3 | Y | Y |
| 421 | Zion Eye Institute | I | Freestanding | Washington | St. George | R | N | 2 | Y | N |

**Milford Valley Memorial Hospital and Salt Lake Endoscopy Center did not submit ambulatory surgery data in 2005.

¹Facility ID Number

²Owner Category: G=Government, I=Investor-Owned, N=Not for Profit

³Urban or Rural location of facility

⁴Teaching facility (Yes/No)

⁵Facility reports CPT-4 codes

⁶Facility reports ICD-9-CM codes

Note: The facilities in the above list, with addresses, phone numbers, and number of beds, can be obtained as a “cut and paste” document from the website <http://health.utah.gov/hda/usersupport.htm> and click on “List of data providers”.

An alternative source for a list of Utah hospitals and ambulatory surgery centers is the Utah Department of Health Website, <http://health.utah.gov> and click on “Licensing/Certifying”.

TABLE 2
UTAH HOSPITAL AND FREESTANDING AMBULATORY SURGERY CENTER (FASC) UTILIZATION AND CHARGE PROFILE OF OUTPATIENT SURGERY, 2005
NUMBER OF CPT-4 AND ICD-9 REPORTABLE* PROCEDURES BY SELECTED AMBULATORY SURGERY REPORTING CATEGORY

STATEWIDE TOTALS

| | ALL FACILITIES | | HOSPITALS | | FASCs | |
|--|-------------------------|-------|-------------------------|-------|-------------------------|-------|
| | Procedures Reported (#) | (%) | Procedures Reported (#) | (%) | Procedures Reported (#) | (%) |
| Reporting Category(ICD-9-CM CODES) | 385,684 | 100.0 | 319,528 | 100.0 | 66,156 | 100.0 |
| Mastectomy (85.0-85.99) | 8,835 | 2.3 | 7,251 | 2.3 | 1,584 | 2.4 |
| Musculoskeletal (76.0-84.99) | 74,341 | 19.3 | 62,442 | 19.5 | 11,899 | 18.0 |
| Respiratory (30.0-34.99) | 3,471 | 0.9 | 3,352 | 1.0 | 119 | 0.2 |
| Cardiovascular (35.0-39.99) | 16,833 | 4.4 | 16,471 | 1.0 | 362 | 0.5 |
| Lymphatic/Hemetic (40.0-41.99) | 3,096 | 0.8 | 2,955 | 0.9 | 141 | 0.2 |
| Digestive System (42.0-54.99) | 119,262 | 30.9 | 105,537 | 33.0 | 13,725 | 20.7 |
| Urinary (55.0-59.99) | 8,572 | 2.2 | 8,250 | 2.6 | 322 | 0.5 |
| Male Genital (60.0-64.99) | 3,991 | 1.0 | 3,729 | 1.2 | 262 | 0.4 |
| Female Genital (65.0-71.99) | 16,533 | 4.3 | 14,736 | 4.6 | 1,797 | 2.7 |
| Endocrine/Nervous (01.0-07.99) | 33,869 | 8.8 | 30,031 | 9.4 | 3,838 | 5.8 |
| Eye (08.0-16.99) | 37,775 | 9.8 | 19,655 | 6.2 | 18,120 | 27.4 |
| Ear (18.0-20.99) | 18,842 | 4.9 | 15,107 | 4.7 | 3,735 | 5.6 |
| Nose, Mouth, Pharynx (21.0-29.99) | 40,264 | 10.4 | 30,012 | 9.4 | 10,252 | 15.5 |
| Reporting Category(CPT-4 CODES) | 425,009 | 100.0 | 307,031 | 100.0 | 117,978 | 100.0 |
| Mastectomy (19120-19220) | 3,760 | 0.9 | 3,138 | 1.0 | 622 | 0.5 |
| Musculoskeletal (20000-29909) | 86,222 | 20.3 | 61,634 | 20.1 | 24,588 | 20.8 |
| Respiratory (30000-32999 & 39501-39599) | 22,918 | 5.4 | 13,104 | 4.3 | 9,814 | 8.3 |
| Cardiovascular (33010-37799 & 93501-93660) | 37,859 | 8.9 | 37,099 | 12.1 | 760 | 0.6 |
| Lymphatic/Hemetic (38100-38999) | 2,894 | 0.7 | 2,706 | 0.9 | 188 | 0.2 |
| Digestive System (40490-49999) | 154,577 | 36.4 | 114,818 | 37.4 | 39,759 | 33.7 |
| Urinary (50010-53899) | 10,270 | 2.4 | 8,591 | 2.8 | 1,679 | 1.4 |
| Male Genital (54000-55899) | 3,811 | 0.9 | 3,154 | 1.0 | 657 | 0.6 |
| Female Genital (56405-58999) | 13,996 | 3.3 | 11,166 | 3.6 | 2,830 | 2.4 |
| Endocrine/Nervous (60000-64999) | 42,806 | 10.1 | 31,549 | 10.3 | 11,257 | 9.5 |
| Eye (65091-68899) | 32,386 | 7.6 | 11,740 | 3.8 | 20,646 | 17.5 |
| Ear (69000-69979) | 13,510 | 3.2 | 8,332 | 2.7 | 5,178 | 4.4 |

SOURCE: Utah Ambulatory Surgery Database

Utah Health Data Committee/Office of Health Care Statistics.

Reportable* excludes codes in the former "Other" category and CPT4 blood draw codes in previous reports.

**TABLE 3
UTAH HOSPITAL AND FREESTANDING AMBULATORY SURGERY CENTER (FASC) UTILIZATION AND CHARGE PROFILE OF OUTPATIENT SURGERY, 2005
MOST COMMONLY PERFORMED CPT-4 AND ICD-9 REPORTABLE* PROCEDURES**

STATEWIDE TOTALS

| ICD-9 CODE | ICD-9 DESCRIPTION | ALL FACILITIES | | HOSPITALS | | FASCs | |
|-----------------|-------------------------------------|----------------|-------|-----------|-------|--------|-------|
| | | # | % | # | % | # | % |
| All Reportable* | ICD-9 Procedures | 385,684 | 100.0 | 319,528 | 100.0 | 66,156 | 100.0 |
| 4523 | COLONOSCOPY | 26,759 | 6.9 | 23,426 | 7.3 | 3,333 | 5.0 |
| 4516 | EGD W/CLOS BX | 19,240 | 5.0 | 17,042 | 5.3 | 2,198 | 3.3 |
| 2001 | MYRINGOTOMY WITH INSERTION OF TUBE | 15,374 | 4.0 | 12,342 | 3.9 | 3,032 | 4.6 |
| 4542 | ENDO POLYPECTOMY LARGE INTESTINE | 13,207 | 3.4 | 12,294 | 3.8 | 913 | 1.4 |
| 4525 | CLOS [ENDO] BX LARGE INTESTINE | 11,762 | 3.0 | 8,250 | 2.6 | 3,512 | 5.3 |
| 1371 | INSRT IOL-CATARACT EXTRACT-1 STAGE | 11,285 | 2.9 | 4,534 | 1.4 | 6,751 | 10.2 |
| 0392 | INJECTION OTH AGT INTO SPINAL CANAL | 11,215 | 2.9 | 10,080 | 3.2 | 1,135 | 1.7 |
| 1341 | PHACOEMULSIFICATION&ASPIR CATARACT | 9,291 | 2.4 | 4,565 | 1.4 | 4,726 | 7.1 |
| 0391 | INJECTION ANES-SPINAL CANAL ANALG | 8,891 | 2.3 | 7,951 | 2.5 | 940 | 1.4 |
| 4513 | OTHER ENDOSCOPY OF SMALL INTESTINE | 7,250 | 1.9 | 6,451 | 2.0 | 799 | 1.2 |
| 806 | EXCISION SEMILUNAR CARTILAGE KNEE | 7,060 | 1.8 | 5,669 | 1.8 | 1,391 | 2.1 |
| 283 | TONSILLECTOMY WITH ADENOIDECTOMY | 6,862 | 1.8 | 5,516 | 1.7 | 1,346 | 2.0 |
| 5123 | LAPAROSCOPIC CHOLECYSTECTOMY | 6,223 | 1.6 | 6,166 | 1.9 | 57 | 0.1 |
| 4292 | DILATION OF ESOPHAGUS | 5,244 | 1.4 | 4,382 | 1.4 | 862 | 1.3 |
| 0443 | RELEASE OF CARPAL TUNNEL | 4,411 | 1.1 | 3,604 | 1.1 | 807 | 1.2 |
| 2169 | OTHER TURBINECTOMY | 3,777 | 1.0 | 2,146 | 0.7 | 1,631 | 2.5 |
| 4836 | [ENDOSCOPIC] POLYPECTOMY OF RECTUM | 3,757 | 1.0 | 3,753 | 1.2 | 4 | 0.0 |
| 3722 | LEFT HEART CARDIAC CATHETERIZATION | 3,538 | 0.9 | 3,537 | 1.1 | 1 | 0.0 |
| 8521 | LOCAL EXCISION OF LESION OF BREAST | 3,485 | 0.9 | 2,908 | 0.9 | 577 | 0.9 |
| 8086 | OTH LOCAL EXC/DESTRUC LES KNEE JNT | 3,386 | 0.9 | 2,727 | 0.9 | 659 | 1.0 |

| CPT-4 CODE | CPT-4 DESCRIPTION | ALL FACILITIES | | HOSPITALS | | FASCs | |
|-----------------|----------------------------------|----------------|-------|-----------|-------|---------|-------|
| | | # | % | # | % | # | % |
| All Reportable* | CPT-4 Procedures | 425,009 | 100.0 | 307,031 | 100.0 | 117,978 | 100.0 |
| 45378 | COLONOSCOPY FLEX; DX-SEP PROC | 30,114 | 7.1 | 21,945 | 7.1 | 8,169 | 6.9 |
| 45380 | COLONOSCOPY FLEX; W/BX 1/MX | 23,633 | 5.6 | 16,877 | 5.5 | 6,756 | 5.7 |
| 43239 | UGI ENDO; W/BX 1/MX | 22,796 | 5.4 | 16,583 | 5.4 | 6,213 | 5.3 |
| 66984 | EXTRACAPSULAR CATARACT REMV IOL | 16,197 | 3.8 | 4,405 | 1.4 | 11,792 | 10.0 |
| 69436 | TYMPANOSTOMY GENERAL ANESTHESIA | 10,772 | 2.5 | 6,376 | 2.1 | 4,396 | 3.7 |
| 45385 | COLONOSCOPY FLEX; W/REMV LES-SNA | 7,570 | 1.8 | 5,529 | 1.8 | 2,041 | 1.7 |
| 41899 | UNLIST PROC DENTOALVEOL STRUCTUR | 7,031 | 1.7 | 3,663 | 1.2 | 3,368 | 2.9 |
| 62311 | INJ 1 NOT NEUROLYTIC-EPID; LUMB/ | 6,928 | 1.6 | 5,177 | 1.7 | 1,751 | 1.5 |
| 29881 | SCOPE KNEE SURG;W/MENISCECT MED/ | 6,776 | 1.6 | 4,679 | 1.5 | 2,097 | 1.8 |
| 42820 | T&A; UNDER AGE 12 | 5,963 | 1.4 | 4,227 | 1.4 | 1,736 | 1.5 |
| 43235 | UGI ENDO; DX W/VO CLCT SPECMN-SP | 5,673 | 1.3 | 4,109 | 1.3 | 1,564 | 1.3 |
| 43249 | UGI ENDO; W/BALLOON DILAT ESOPHA | 4,585 | 1.1 | 2,737 | 0.9 | 1,848 | 1.6 |
| 64483 | INJ ANES EPIDURL; LUMB/SAC 1 LEV | 4,507 | 1.1 | 3,183 | 1.0 | 1,324 | 1.1 |
| 93545 | INJ PROC-CATH; SELECT CORONRY AN | 4,309 | 1.0 | 4,309 | 1.4 | . | . |
| 30140 | SUBMUCOS RES TURBINATE PART/CMPL | 4,277 | 1.0 | 1,768 | 0.6 | 2,509 | 2.1 |
| 29877 | SCOPE KNEE SURG; DEBRID/SHAVE CA | 4,249 | 1.0 | 2,919 | 1.0 | 1,330 | 1.1 |
| 29826 | SCOPE SHOULDER; DECOMP SUBACROM | 4,141 | 1.0 | 2,939 | 1.0 | 1,202 | 1.0 |
| 47563 | LAPARSCPY SURG; CHOLECT W/CHOLAN | 4,077 | 1.0 | 3,800 | 1.2 | 277 | 0.2 |
| 93543 | INJ PROC-CATH; LT VENT/ATRIAL AN | 4,067 | 1.0 | 4,067 | 1.3 | . | . |
| 30520 | SEPTOPLASTY/SUBMUCOS RES W/GFT | 3,842 | 0.9 | 2,185 | 0.7 | 1,657 | 1.4 |

SOURCE: Utah Ambulatory Surgery Database

Utah Health Data Committee/Office of Health Care Statistics

Reportable* excludes codes in the former "Other" category and CPT4 blood draw codes in previous reports.

**TABLE 4
UTAH HOSPITAL AND FREESTANDING AMBULATORY SURGERY CENTER (FASC) UTILIZATION AND CHARGES PROFILE OF OUTPATIENT SURGERY, 2005
PROCEDURE APG CATEGORY, PROCEDURE APG, BASED ON REPORTABLE* CPT-4 PROCEDURES**

STATEWIDE TOTALS

| Procedure APG category | | ALL FACILITIES | HOSPITALS | FASCs |
|------------------------|---|----------------|-----------|--------|
| Procedure APG | | # | # | # |
| 01 | INTEGUMENTARY SYSTEM | 11,368 | 9,625 | 1,743 |
| | 002 SUPERFICIAL NEEDLE BIOPSY AND ASPIRATION | 2,793 | 2,764 | 29 |
| | 003 COMPLEX INCISION AND DRAINAGE | 119 | 93 | 26 |
| | 004 SIMPLE INCISION AND DRAINAGE | 40 | 36 | 4 |
| | 006 SIMPLE DEBRIDEMENT AND DESTRUCTION | 186 | 163 | 23 |
| | 007 COMPLEX EXCISION, BIOPSY AND DEBRIDEMENT | 1,531 | 1,172 | 359 |
| | 008 SIMPLE EXCISION AND BIOPSY | 1,526 | 975 | 551 |
| | 009 COMPLEX SKIN REPAIRS INCL INTEGUMENT GRAFTS, TRANSFER & REARRANGE | 1,403 | 1,274 | 129 |
| | 010 SIMPLE SKIN REPAIR | 15 | 15 | 0 |
| | 011 SIMPLE INCISION AND EXCISION OF BREAST | 3,225 | 2,672 | 553 |
| | 012 BREAST RECONSTRUCTION AND MASTECTOMY | 530 | 461 | 69 |
| 02 | MUSCULOSKELETAL SYSTEM | 78,122 | 55,271 | 22,851 |
| | 021 COMPLEX MUSCULOSKELETAL PROCEDURES EXCLUDING HAND AND FOOT | 8,875 | 6,574 | 2,301 |
| | 022 SIMPLE MUSCULOSKELETAL PROCEDURES EXCLUDING HAND AND FOOT | 2,748 | 2,116 | 632 |
| | 023 COMPLEX HAND AND FOOT MUSCULOSKELETAL PROCEDURES | 2,831 | 1,982 | 849 |
| | 024 SIMPLE HAND AND FOOT MUSCULOSKELETAL PROCEDURES | 16,896 | 11,501 | 5,395 |
| | 025 ARTHROSCOPY | 33,355 | 23,586 | 9,769 |
| | 026 REPLACEMENT OF CAST | 81 | 80 | 1 |
| | 027 SPLINT, STRAPPING AND CAST REMOVAL | 103 | 103 | 0 |
| | 028 CLOSED TREATMENT FX & DISLOCATION OF FINGER, TOE & TRUNK | 70 | 56 | 14 |
| | 029 CLOSED TREATMENT FX & DISLOCATION EXC FINGER, TOE & TRUNK | 727 | 610 | 117 |
| | 030 OPEN OR PERCUTANEOUS TREATMENT OF FRACTURES | 5,259 | 4,047 | 1,212 |
| | 031 BONE OR JOINT MANIPULATION UNDER ANESTHESIA | 645 | 429 | 216 |
| | 032 BUNION PROCEDURES | 2,646 | 1,497 | 1,149 |
| | 033 ARTHROPLASTY | 751 | 534 | 217 |
| | 034 HAND AND FOOT TENOTOMY | 385 | 275 | 110 |
| | 035 ARTHROCENTESIS AND LIGAMENT OR TENDON INJECTION | 2,750 | 1,881 | 869 |
| 03 | RESPIRATORY SYSTEM | 11,982 | 7,516 | 4,466 |
| | 052 NEEDLE AND CATHETER BIOPSY, ASPIRATION, LAVAGE AND INTUBATION | 726 | 721 | 5 |
| | 053 COMPLEX ENDOSCOPY OF THE UPPER AIRWAY | 9,091 | 4,668 | 4,423 |
| | 054 SIMPLE ENDOSCOPY OF THE UPPER AIRWAY | 376 | 343 | 33 |
| | 055 ENDOSCOPY OF THE LOWER AIRWAY | 1,789 | 1,784 | 5 |
| 04 | CARDIOVASCULAR SYSTEM | 31,892 | 31,224 | 668 |
| | 074 CARDIAC ELECTROPHYSIOLOGIC TESTS | 3,470 | 3,470 | 0 |
| | 075 PLACEMENT OF TRANSVENOUS CATHETERS | 67 | 67 | 0 |
| | 076 DIAGNOSTIC CARDIAC CATHETERIZATION | 22,437 | 22,437 | 0 |
| | 077 ANGIOPLASTY AND TRANSCATHETER PROCEDURES | 2,321 | 2,087 | 234 |
| | 078 PACEMAKER INSERTION AND REPLACEMENT | 606 | 606 | 0 |
| | 079 REMOVAL AND REVISION OF PACEMAKER AND VASCULAR DEVICE | 868 | 844 | 24 |
| | 080 MINOR VASCULAR REPAIR AND FISTULA CONSTRUCTION | 747 | 743 | 4 |
| | 081 SECONDARY VARICOSE VEINS AND VASCULAR INJECTION | 440 | 415 | 25 |
| | 082 VASCULAR LIGATION | 921 | 540 | 381 |
| | 083 RESUSCITATION AND CARADIOVERSION | 15 | 15 | 0 |
| 05 | HEMATOLOGIC, LYMPHATIC, AND ENDOCRINE | 3,075 | 2,858 | 217 |
| | 092 CHEMOTHERAPY EXCEPT BY EXTENDED INFUSION | 11 | 11 | 0 |
| | 094 BLOOD AND BLOOD PRODUCT EXCHANGE | 119 | 119 | 0 |

**TABLE 4
UTAH HOSPITAL AND FREESTANDING AMBULATORY SURGERY CENTER (FASC) UTILIZATION AND CHARGES PROFILE OF OUTPATIENT SURGERY, 2005
PROCEDURE APG CATEGORY, PROCEDURE APG, BASED ON REPORTABLE* CPT-4 PROCEDURES**

STATEWIDE TOTALS

| Procedure APG category | | ALL FACILITIES | HOSPITALS | FASCs |
|------------------------|---|----------------|-----------|--------|
| Procedure APG | | # | # | # |
| | 095 DEEP LYMPH STRUCTURE AND THYROID PROCEDURES | 2,137 | 1,920 | 217 |
| | 097 TRANSFUSION | 808 | 808 | 0 |
| 06 | DIGESTIVE SYSTEM | 135,804 | 102,747 | 33,057 |
| | 111 ALIMENTARY TESTS AND SIMPLE TUBE PLACEMENT | 155 | 155 | 0 |
| | 112 ESOPHAGEAL DILATION WITHOUT ENDOSCOPY | 1,900 | 1,254 | 646 |
| | 113 ANOSCOPY WITH BIOPSY AND DIAGNOSTIC PROCTOSIGMOIDOSCOPY | 789 | 683 | 106 |
| | 114 PROCTOSIGMOIDOSCOPY WITH EXCISION OR BIOPSY | 554 | 445 | 109 |
| | 115 DIAGNOSTIC UPPER GI ENDOSCOPY OR INTUBATION | 28,888 | 20,979 | 7,909 |
| | 116 THERAPEUTIC UPPER GI ENDOSCOPY OR INTUBATION | 8,200 | 5,802 | 2,398 |
| | 117 LOWER GASTROINTESTINAL ENDOSCOPY | 65,195 | 47,252 | 17,943 |
| | 118 ERCP AND MISCELLANEOUS GI ENDOSCOPY PROCEDURES | 1,921 | 1,917 | 4 |
| | 119 HERNIA AND HYDROCELE PROCEDURES | 8,503 | 7,107 | 1,396 |
| | 120 COMPLEX ANAL AND RECTAL PROCEDURES | 1,188 | 966 | 222 |
| | 121 SIMPLE ANAL AND RECTAL PROCEDURES | 603 | 565 | 38 |
| | 122 MISCELLANEOUS ABDOMINAL PROCEDURES | 519 | 490 | 29 |
| | 123 COMPLEX LAPAROSCOPIC PROCEDURES | 16,912 | 14,888 | 2,024 |
| | 124 SIMPLE LAPAROSCOPIC PROCEDURES | 477 | 244 | 233 |
| 07 | URINARY SYSTEM | 9,016 | 7,371 | 1,645 |
| | 131 RENAL EXTRACORPOREAL SHOCK WAVE LITHOTRIPSY | 1,300 | 766 | 534 |
| | 132 SIMPLE URINARY STUDIES AND PROCEDURES | 1 | 1 | 0 |
| | 133 URINARY CATHETERIZATION AND DILATATION | 423 | 399 | 24 |
| | 134 COMPLEX CYSTOURETHROSCOPY AND LITHOLAPAXY | 3,935 | 3,433 | 502 |
| | 135 MODERATE CYSTOURETHROSCOPY | 2,290 | 1,850 | 440 |
| | 136 SIMPLE CYSTOURETHROSCOPY | 723 | 617 | 106 |
| | 137 COMPLEX URETHRAL PROCEDURES | 177 | 156 | 21 |
| | 138 SIMPLE URETHRAL PROCEDURES | 167 | 149 | 18 |
| 08 | MALE GENITAL SYSTEM | 3,386 | 2,798 | 588 |
| | 151 TESTICULAR AND EPIDIDYMAL PROCEDURES | 1,813 | 1,409 | 404 |
| | 152 INSERTION OF PENILE PROSTHESIS | 86 | 85 | 1 |
| | 153 COMPLEX PENILE PROCEDURES | 444 | 415 | 29 |
| | 154 SIMPLE PENILE PROCEDURES | 852 | 711 | 141 |
| | 155 PROSTATE NEEDLE AND PUNCH BIOPSY | 191 | 178 | 13 |
| 09 | FEMALE GENITAL SYSTEM | 8,169 | 6,527 | 1,642 |
| | 176 COMPLEX FEMALE REPRODUCTIVE PROCEDURES | 1,684 | 1,506 | 178 |
| | 177 SIMPLE FEMALE REPRODUCTIVE PROCEDURES | 1,895 | 1,484 | 411 |
| | 178 DILATION AND CURETTAGE | 847 | 663 | 184 |
| | 179 HYSTEROSCOPY | 3,526 | 2,678 | 848 |
| | 180 COLPOSCOPY | 217 | 196 | 21 |
| 10 | NERVOUS SYSTEM | 38,603 | 27,778 | 10,825 |
| | 195 NERVOUS SYSTEM INJECTIONS, STIMULATIONS OR CRANIAL TAP | 29,591 | 21,371 | 8,220 |
| | 196 REVISION AND REMOVAL OF NEUROLOGICAL DEVICE | 267 | 229 | 38 |
| | 197 NEUROSTIMULATOR AND VENTRICULAR SHUNT IMPLANTATION | 904 | 776 | 128 |
| | 198 NERVE REPAIR AND DESTRUCTION | 7,139 | 4,700 | 2,439 |
| | 199 SPINAL TAP | 702 | 702 | 0 |
| 11 | EYE AND OCULAR ADNEXA | 32,038 | 11,487 | 20,551 |
| | 211 MINOR OPHTHALMOLOGICAL TESTS AND PROCEDURES | 201 | 26 | 175 |

TABLE 4
UTAH HOSPITAL AND FREESTANDING AMBULATORY SURGERY CENTER (FASC) UTILIZATION AND CHARGES PROFILE OF OUTPATIENT SURGERY, 2005
PROCEDURE APG CATEGORY, PROCEDURE APG, BASED ON REPORTABLE* CPT-4 PROCEDURES

STATEWIDE TOTALS

| Procedure APG category | Procedure APG | ALL FACILITIES | HOSPITALS | FASCs |
|------------------------|---|----------------|-----------|--------|
| | | # | # | # |
| | 213 LASER EYE PROCEDURES | 2,878 | 877 | 2,001 |
| | 214 CATARACT PROCEDURES | 16,928 | 4,675 | 12,253 |
| | 215 COMPLEX ANTERIOR SEGMENT EYE PROCEDURES | 1,485 | 528 | 957 |
| | 216 MODERATE ANTERIOR SEGMENT EYE PROCEDURES | 1,131 | 322 | 809 |
| | 217 SIMPLE ANTERIOR SEGMENT EYE PROCEDURES | 905 | 201 | 704 |
| | 218 COMPLEX POSTERIOR SEGMENT EYE PROCEDURES | 592 | 427 | 165 |
| | 219 SIMPLE POSTERIOR SEGMENT EYE PROCEDURES | 595 | 434 | 161 |
| | 220 STRABISMUS AND MUSCLE EYE PROCEDURES | 1,450 | 905 | 545 |
| | 221 COMPLEX REPAIR AND PLASTIC PROCEDURES OF EYE | 2,610 | 787 | 1,823 |
| | 222 SIMPLE REPAIR AND PLASTIC PROCEDURES OF EYE | 1,018 | 630 | 388 |
| | 223 VITRECTOMY | 2,245 | 1,675 | 570 |
| 12 | FACIAL, EAR, NOSE, MOUTH AND THROAT | 47,774 | 28,941 | 18,833 |
| | 231 COCHLEAR DEVICE IMPLANTATION | 41 | 41 | 0 |
| | 233 NASAL CAUTERIZATION AND PACKING | 288 | 204 | 84 |
| | 234 COMPLEX FACIAL AND ENT PROCEDURES | 8,419 | 5,313 | 3,106 |
| | 235 SIMPLE FACIAL AND ENT PROCEDURES | 26,526 | 14,825 | 11,701 |
| | 236 TONSIL AND ADENOID PROCEDURES | 12,500 | 8,558 | 3,942 |
| 13 | THERAPEUTIC AND OTHER RADIOLOGICAL PROCEDURES | 3,833 | 3,489 | 344 |
| | 252 RADIATION THERAPY AND HYPERTHERMIA | 6 | 6 | 0 |
| | 253 VASCULAR RADIOLOGY EXCEPT FOR VENOGRAPHY OF EXTREMITY | 1,538 | 1,503 | 35 |
| | 254 MYELOGRAPHY | 611 | 307 | 304 |
| | 255 MISCELLANEOUS RADIOLOGICAL PROCEDURES WITH CONTRAST | 1,678 | 1,673 | 5 |
| 14 | PHYSICAL MEDICINE AND REHABILITATION | 8 | 8 | 0 |
| | 272 PHYSICAL THERAPY | 8 | 8 | 0 |

SOURCE: Utah Ambulatory Surgery Database

Utah Health Data Committee/Office of Health Care Statistics

Reportable* excludes codes in the former "Other" category and CPT4 blood draw codes in previous reports.

TABLE 5
UTAH HOSPITAL AND FREESTANDING AMBULATORY SURGERY CENTER (FASC) UTILIZATION AND CHARGE PROFILE OF OUTPATIENT SURGERY, 2005
PROCEDURE APG CATEGORY, PROCEDURE APG, AVERAGE TOTAL CHARGES, SINGLE APG ONLY
BASED ON REPORTABLE* CPT-4 PROCEDURES

| STATEWIDE TOTALS | | *****AVERAGE TOTAL CHARGES***** | | |
|------------------------|---|---------------------------------|-----------|---------|
| Procedure APG category | Procedure APG | ALL FACILITIES | HOSPITALS | FASCs |
| 01 | INTEGUMENTARY SYSTEM | \$2,530 | \$2,720 | \$1,328 |
| | 002 SUPERFICIAL NEEDLE BIOPSY AND ASPIRATION | \$2,130 | \$2,110 | \$4,492 |
| | 003 COMPLEX INCISION AND DRAINAGE | \$3,001 | \$3,617 | \$1,219 |
| | 004 SIMPLE INCISION AND DRAINAGE | \$2,304 | \$2,404 | \$1,103 |
| | 006 SIMPLE DEBRIDEMENT AND DESTRUCTION | \$2,185 | \$2,265 | \$1,374 |
| | 007 COMPLEX EXCISION, BIOPSY AND DEBRIDEMENT | \$2,528 | \$2,947 | \$1,419 |
| | 008 SIMPLE EXCISION AND BIOPSY | \$2,323 | \$2,811 | \$1,377 |
| | 009 COMPLEX SKIN REPAIRS INCL INTEGUMENT GRAFTS, TRANSFER & REARRANGE | \$3,438 | \$3,441 | \$3,373 |
| | 010 SIMPLE SKIN REPAIR | \$10,776 | \$10,776 | . |
| | 011 SIMPLE INCISION AND EXCISION OF BREAST | \$2,398 | \$2,717 | \$919 |
| | 012 BREAST RECONSTRUCTION AND MASTECTOMY | \$4,088 | \$4,527 | \$1,472 |
| 02 | MUSCULOSKELETAL SYSTEM | \$3,405 | \$3,739 | \$2,609 |
| | 021 COMPLEX MUSCULOSKELETAL PROCEDURES EXCLUDING HAND AND FOOT | \$5,075 | \$5,677 | \$3,178 |
| | 022 SIMPLE MUSCULOSKELETAL PROCEDURES EXCLUDING HAND AND FOOT | \$3,260 | \$3,550 | \$2,534 |
| | 023 COMPLEX HAND AND FOOT MUSCULOSKELETAL PROCEDURES | \$3,668 | \$4,293 | \$2,512 |
| | 024 SIMPLE HAND AND FOOT MUSCULOSKELETAL PROCEDURES | \$2,274 | \$2,497 | \$1,799 |
| | 025 ARTHROSCOPY | \$3,873 | \$4,162 | \$3,279 |
| | 026 REPLACEMENT OF CAST | \$1,407 | \$1,046 | \$3,214 |
| | 027 SPLINT, STRAPPING AND CAST REMOVAL | \$1,088 | \$1,088 | . |
| | 028 CLOSED TREATMENT FX & DISLOCATION OF FINGER, TOE & TRUNK | \$2,127 | \$2,328 | \$1,606 |
| | 029 CLOSED TREATMENT FX & DISLOCATION EXC FINGER, TOE & TRUNK | \$2,594 | \$2,873 | \$1,401 |
| | 030 OPEN OR PERCUTANEOUS TREATMENT OF FRACTURES | \$4,170 | \$4,697 | \$2,467 |
| | 031 BONE OR JOINT MANIPULATION UNDER ANESTHESIA | \$2,010 | \$2,274 | \$1,531 |
| | 032 BUNION PROCEDURES | \$2,698 | \$3,289 | \$2,034 |
| | 033 ARTHROPLASTY | \$4,463 | \$5,262 | \$2,604 |
| | 034 HAND AND FOOT TENOTOMY | \$2,184 | \$2,079 | \$2,883 |
| | 035 ARTHROCENTESIS AND LIGAMENT OR TENDON INJECTION | \$782 | \$792 | \$656 |
| 03 | RESPIRATORY SYSTEM | \$1,835 | \$1,861 | \$1,524 |
| | 052 NEEDLE AND CATHETER BIOPSY, ASPIRATION, LAVAGE AND INTUBATION | \$1,118 | \$1,117 | \$1,267 |
| | 053 COMPLEX ENDOSCOPY OF THE UPPER AIRWAY | \$2,675 | \$3,101 | \$1,558 |
| | 054 SIMPLE ENDOSCOPY OF THE UPPER AIRWAY | \$1,052 | \$1,025 | \$1,278 |
| | 055 ENDOSCOPY OF THE LOWER AIRWAY | \$2,024 | \$2,026 | \$495 |
| 04 | CARDIOVASCULAR SYSTEM | \$11,403 | \$11,714 | \$1,547 |
| | 074 CARDIAC ELECTROPHYSIOLOGIC TESTS | \$22,994 | \$22,994 | . |
| | 075 PLACEMENT OF TRANSVENOUS CATHETERS | \$16,552 | \$16,552 | . |
| | 076 DIAGNOSTIC CARDIAC CATHETERIZATION | \$7,275 | \$7,275 | . |
| | 077 ANGIOPLASTY AND TRANSCATHETER PROCEDURES | \$17,706 | \$18,442 | \$1,835 |
| | 078 PACEMAKER INSERTION AND REPLACEMENT | \$20,119 | \$20,119 | . |
| | 079 REMOVAL AND REVISION OF PACEMAKER AND VASCULAR DEVICE | \$7,083 | \$7,717 | \$1,295 |
| | 080 MINOR VASCULAR REPAIR AND FISTULA CONSTRUCTION | \$4,545 | \$4,543 | \$5,477 |
| | 081 SECONDARY VARICOSE VEINS AND VASCULAR INJECTION | \$12,757 | \$12,911 | \$1,576 |
| | 082 VASCULAR LIGATION | \$4,434 | \$4,974 | \$1,337 |
| | 083 RESUSCITATION AND CAROTIDOVERSION | \$7,116 | \$7,116 | . |
| 05 | HEMATOLOGIC, LYMPHATIC, AND ENDOCRINE | \$4,181 | \$4,419 | \$1,753 |
| | 094 BLOOD AND BLOOD PRODUCT EXCHANGE | \$19,757 | \$19,757 | . |
| | 095 DEEP LYMPH STRUCTURE AND THYROID PROCEDURES | \$4,009 | \$4,406 | \$1,753 |
| | 097 TRANSFUSION | \$2,478 | \$2,478 | . |

TABLE 5
UTAH HOSPITAL AND FREESTANDING AMBULATORY SURGERY CENTER (FASC) UTILIZATION AND CHARGE PROFILE OF OUTPATIENT SURGERY, 2005
PROCEDURE APG CATEGORY, PROCEDURE APG, AVERAGE TOTAL CHARGES, SINGLE APG ONLY
BASED ON REPORTABLE* CPT-4 PROCEDURES

| STATEWIDE TOTALS | | *****AVERAGE TOTAL CHARGES***** | | |
|------------------------|---|---------------------------------|-----------|---------|
| Procedure APG category | Procedure APG | ALL FACILITIES | HOSPITALS | FASCs |
| 06 | DIGESTIVE SYSTEM | \$1,783 | \$1,962 | \$1,225 |
| | 111 ALIMENTARY TESTS AND SIMPLE TUBE PLACEMENT | \$1,010 | \$1,010 | . |
| | 112 ESOPHAGEAL DILATION WITHOUT ENDOSCOPY | \$833 | \$1,144 | \$556 |
| | 113 ANOSCOPY WITH BIOPSY AND DIAGNOSTIC PROCTOSIGMOIDOSCOPY | \$937 | \$984 | \$643 |
| | 114 PROCTOSIGMOIDOSCOPY WITH EXCISION OR BIOPSY | \$1,046 | \$1,169 | \$607 |
| | 115 DIAGNOSTIC UPPER GI ENDOSCOPY OR INTUBATION | \$1,108 | \$1,165 | \$948 |
| | 116 THERAPEUTIC UPPER GI ENDOSCOPY OR INTUBATION | \$1,523 | \$1,658 | \$954 |
| | 117 LOWER GASTROINTESTINAL ENDOSCOPY | \$1,051 | \$1,067 | \$1,007 |
| | 118 ERCP AND MISCELLANEOUS GI ENDOSCOPY PROCEDURES | \$3,500 | \$3,503 | \$2,000 |
| | 119 HERNIA AND HYDROCELE PROCEDURES | \$3,081 | \$3,280 | \$2,089 |
| | 120 COMPLEX ANAL AND RECTAL PROCEDURES | \$2,337 | \$2,685 | \$1,165 |
| | 121 SIMPLE ANAL AND RECTAL PROCEDURES | \$1,843 | \$1,870 | \$1,487 |
| | 122 MISCELLANEOUS ABDOMINAL PROCEDURES | \$2,927 | \$2,977 | \$1,206 |
| | 123 COMPLEX LAPAROSCOPIC PROCEDURES | \$5,418 | \$5,679 | \$3,381 |
| | 124 SIMPLE LAPAROSCOPIC PROCEDURES | \$7,709 | \$9,924 | \$6,509 |
| 07 | URINARY SYSTEM | \$4,003 | \$4,153 | \$3,486 |
| | 131 RENAL EXTRACORPOREAL SHOCK WAVE LITHOTRIPSY | \$6,742 | \$7,665 | \$5,613 |
| | 132 SIMPLE URINARY STUDIES AND PROCEDURES | \$1,598 | \$1,598 | . |
| | 133 URINARY CATHETERIZATION AND DILATATION | \$3,272 | \$3,375 | \$1,674 |
| | 134 COMPLEX CYSTOURETHROSCOPY AND LITHOLAPAXY | \$3,825 | \$4,141 | \$1,917 |
| | 135 MODERATE CYSTOURETHROSCOPY | \$2,841 | \$3,140 | \$1,698 |
| | 136 SIMPLE CYSTOURETHROSCOPY | \$2,072 | \$2,217 | \$1,174 |
| | 137 COMPLEX URETHRAL PROCEDURES | \$3,904 | \$4,424 | \$1,484 |
| | 138 SIMPLE URETHRAL PROCEDURES | \$1,743 | \$1,708 | \$2,003 |
| 08 | MALE GENITAL SYSTEM | \$2,856 | \$3,036 | \$1,856 |
| | 151 TESTICULAR AND EPIDIDYMAL PROCEDURES | \$2,495 | \$2,586 | \$2,108 |
| | 152 INSERTION OF PENILE PROSTHESIS | \$16,545 | \$16,730 | \$5,086 |
| | 153 COMPLEX PENILE PROCEDURES | \$3,091 | \$3,166 | \$1,941 |
| | 154 SIMPLE PENILE PROCEDURES | \$1,804 | \$1,905 | \$1,363 |
| | 155 PROSTATE NEEDLE AND PUNCH BIOPSY | \$3,064 | \$3,040 | \$3,559 |
| 09 | FEMALE GENITAL SYSTEM | \$3,314 | \$3,633 | \$2,168 |
| | 176 COMPLEX FEMALE REPRODUCTIVE PROCEDURES | \$4,430 | \$4,657 | \$2,417 |
| | 177 SIMPLE FEMALE REPRODUCTIVE PROCEDURES | \$2,382 | \$2,716 | \$1,427 |
| | 178 DILATION AND CURETTAGE | \$2,033 | \$2,156 | \$1,254 |
| | 179 HYSTEROSCOPY | \$3,644 | \$4,046 | \$2,593 |
| | 180 COLPOSCOPY | \$1,742 | \$1,802 | \$1,366 |
| 10 | NERVOUS SYSTEM | \$1,420 | \$1,539 | \$1,048 |
| | 195 NERVOUS SYSTEM INJECTIONS, STIMULATIONS OR CRANIAL TAP | \$928 | \$994 | \$701 |
| | 196 REVISION AND REMOVAL OF NEUROLOGICAL DEVICE | \$5,323 | \$5,892 | \$2,277 |
| | 197 NEUROSTIMULATOR AND VENTRICULAR SHUNT IMPLANTATION | \$17,901 | \$20,573 | \$3,849 |
| | 198 NERVE REPAIR AND DESTRUCTION | \$2,072 | \$2,246 | \$1,769 |
| | 199 SPINAL TAP | \$1,728 | \$1,728 | . |
| 11 | EYE AND OCULAR ADNEXA | \$2,512 | \$2,803 | \$2,379 |
| | 211 MINOR OPHTHALMOLOGICAL TESTS AND PROCEDURES | \$2,810 | \$1,972 | \$2,866 |
| | 213 LASER EYE PROCEDURES | \$760 | \$725 | \$776 |
| | 214 CATARACT PROCEDURES | \$2,700 | \$2,930 | \$2,612 |
| | 215 COMPLEX ANTERIOR SEGMENT EYE PROCEDURES | \$2,619 | \$2,675 | \$2,595 |

TABLE 5
UTAH HOSPITAL AND FREESTANDING AMBULATORY SURGERY CENTER (FASC) UTILIZATION AND CHARGE PROFILE OF OUTPATIENT SURGERY, 2005
PROCEDURE APG CATEGORY, PROCEDURE APG, AVERAGE TOTAL CHARGES, SINGLE APG ONLY
BASED ON REPORTABLE* CPT-4 PROCEDURES

| STATEWIDE TOTALS | | *****AVERAGE TOTAL CHARGES***** | | |
|------------------------|---|---------------------------------|-----------|---------|
| Procedure APG category | Procedure APG | ALL FACILITIES | HOSPITALS | FASCs |
| | 216 MODERATE ANTERIOR SEGMENT EYE PROCEDURES | \$2,213 | \$2,211 | \$2,214 |
| | 217 SIMPLE ANTERIOR SEGMENT EYE PROCEDURES | \$2,187 | \$2,213 | \$2,178 |
| | 218 COMPLEX POSTERIOR SEGMENT EYE PROCEDURES | \$5,055 | \$5,110 | \$4,944 |
| | 219 SIMPLE POSTERIOR SEGMENT EYE PROCEDURES | \$2,554 | \$2,811 | \$2,372 |
| | 220 STRABISMUS AND MUSCLE EYE PROCEDURES | \$2,382 | \$2,332 | \$2,847 |
| | 221 COMPLEX REPAIR AND PLASTIC PROCEDURES OF EYE | \$2,480 | \$3,502 | \$2,050 |
| | 222 SIMPLE REPAIR AND PLASTIC PROCEDURES OF EYE | \$1,726 | \$2,026 | \$1,353 |
| | 223 VITRECTOMY | \$5,037 | \$5,631 | \$4,021 |
| 12 | FACIAL, EAR, NOSE, MOUTH AND THROAT | \$2,068 | \$2,232 | \$1,728 |
| | 231 COCHLEAR DEVICE IMPLANTATION | \$50,945 | \$50,945 | . |
| | 233 NASAL CAUTERIZATION AND PACKING | \$2,319 | \$2,648 | \$1,070 |
| | 234 COMPLEX FACIAL AND ENT PROCEDURES | \$3,894 | \$4,546 | \$2,098 |
| | 235 SIMPLE FACIAL AND ENT PROCEDURES | \$1,714 | \$1,623 | \$1,886 |
| | 236 TONSIL AND ADENOID PROCEDURES | \$1,813 | \$2,001 | \$1,408 |
| 13 | THERAPEUTIC AND OTHER RADIOLOGICAL PROCEDURES | \$3,878 | \$3,887 | \$3,433 |
| | 252 RADIATION THERAPY AND HYPERTHERMIA | \$5,164 | \$5,164 | . |
| | 253 VASCULAR RADIOLOGY EXCEPT FOR VENOGRAPHY OF EXTREMITY | \$12,212 | \$12,212 | . |
| | 254 MYELOGRAPHY | \$3,015 | \$2,899 | \$3,581 |
| | 255 MISCELLANEOUS RADIOLOGICAL PROCEDURES WITH CONTRAST | \$2,845 | \$2,848 | \$838 |

SOURCE: Utah Ambulatory Surgery Database
Utah Health Data Committee/Office of Health Care Statistics
Reportable* excludes codes in the former "Other" category and CPT4 blood draw codes in previous reports.

TABLE 6
UTAH HOSPITAL AND FREESTANDING AMBULATORY SURGERY CENTER (FASC) UTILIZATION AND CHARGE PROFILE OF OUTPATIENT SURGERY, 2005
NUMBER OF REPORTED AMBULATORY SURGERY PATIENT VISITS BY PATIENT PROFILE

STATEWIDE TOTALS

| Patient Profile | Patient Visits(All) | | Patient Visits(HOSPITALS) | | Patient Visits(FASCs) | |
|----------------------------|---------------------|------|---------------------------|------|-----------------------|------|
| | (#) | (%) | (#) | (%) | (#) | (%) |
| GENDER | | | | | | |
| Female | 168,222 | 54.5 | 121,269 | 54.3 | 46,953 | 55.1 |
| Male | 140,140 | 45.4 | 101,991 | 45.7 | 38,149 | 44.8 |
| Unknown | 52 | 0.0 | 13 | 0.0 | 39 | 0.0 |
| Not Reported | 49 | 0.0 | 5 | 0.0 | 44 | 0.1 |
| AGE | | | | | | |
| 1-28 days | 469 | 0.2 | 469 | 0.2 | 0 | 0.0 |
| 29-365 days | 3,602 | 1.2 | 3,008 | 1.3 | 594 | 0.7 |
| 1-4 years | 15,738 | 5.1 | 10,999 | 1.3 | 4,739 | 5.6 |
| 5-9 | 8,722 | 2.8 | 6,321 | 4.9 | 2,401 | 2.8 |
| 10-14 | 5,868 | 1.9 | 4,532 | 2.8 | 1,336 | 1.6 |
| 15-17 | 6,335 | 2.1 | 4,858 | 2.0 | 1,477 | 1.7 |
| 18-19 | 4,810 | 1.6 | 3,511 | 2.2 | 1,299 | 1.5 |
| 20-24 | 14,088 | 4.6 | 10,616 | 1.6 | 3,472 | 4.1 |
| 25-29 | 15,831 | 5.1 | 12,207 | 4.8 | 3,624 | 4.3 |
| 30-34 | 15,276 | 5.0 | 11,660 | 5.2 | 3,616 | 4.2 |
| 35-39 | 15,450 | 5.0 | 11,852 | 5.3 | 3,598 | 4.2 |
| 40-44 | 18,888 | 6.1 | 14,382 | 6.4 | 4,506 | 5.3 |
| 45-49 | 22,879 | 7.4 | 17,465 | 7.8 | 5,414 | 6.4 |
| 50-54 | 32,005 | 10.4 | 24,332 | 10.9 | 7,673 | 9.0 |
| 55-59 | 27,638 | 9.0 | 20,472 | 9.2 | 7,166 | 8.4 |
| 60-64 | 23,659 | 7.7 | 17,241 | 7.7 | 6,418 | 7.5 |
| 65-69 | 22,534 | 7.3 | 15,102 | 6.8 | 7,432 | 8.7 |
| 70-74 | 19,996 | 6.5 | 12,741 | 5.7 | 7,255 | 8.5 |
| 75-79 | 17,236 | 5.6 | 10,692 | 4.8 | 6,544 | 7.7 |
| 80-84 | 11,164 | 3.6 | 6,850 | 3.1 | 4,314 | 5.1 |
| 85-89 | 4,957 | 1.6 | 3,124 | 1.4 | 1,833 | 2.2 |
| 90 + | 1,309 | 0.4 | 842 | 0.4 | 467 | 0.5 |
| Not Reported | 478 | 0.2 | 471 | 0.2 | 7 | 0.0 |
| SOURCE OF ADMISSION | | | | | | |
| Physician Referral | 269,497 | 87.4 | 197,732 | 88.6 | 71,765 | 84.2 |
| Clinic Referral | 1,368 | 0.4 | 511 | 0.2 | 857 | 1.0 |
| HMO Referral | 3,455 | 1.1 | 3,452 | 1.5 | 3 | 0.0 |
| Other Hospital | 121 | 0.0 | 121 | 0.1 | 0 | 0.0 |
| Skilled Nursing Facility | 20 | 0.0 | 19 | 0.0 | 1 | 0.0 |
| Other Health Care Facility | 39 | 0.0 | 36 | 0.0 | 3 | 0.0 |
| Emergency Room | 4,092 | 1.3 | 4,092 | 1.8 | 0 | 0.0 |
| Court/Law Enforcement | 0 | 0.0 | 0 | 0.0 | 0 | 0.0 |
| Unknown | 1,368 | 0.4 | 7 | 0.0 | 0 | 1.6 |
| Not Reported | 28,503 | 9.2 | 17,308 | 7.8 | 11,195 | 13.1 |

(Continued)

TABLE 6
UTAH HOSPITAL AND FREESTANDING AMBULATORY SURGERY CENTER (FASC) UTILIZATION AND CHARGE PROFILE OF OUTPATIENT SURGERY, 2005
NUMBER OF REPORTED AMBULATORY SURGERY PATIENT VISITS BY PATIENT PROFILE

STATEWIDE TOTALS

| Patient Profile | Patient Visits(All) | | Patient Visits(HOSPITALS) | | Patient Visits(FASCs) | |
|---|---------------------|------|---------------------------|------|-----------------------|------|
| | (#) | (%) | (#) | (%) | (#) | (%) |
| DISCHARGE STATUS | | | | | | |
| Home Health Care | 297,009 | 96.3 | 222,736 | 99.8 | 74,273 | 87.2 |
| Another Hospital | 192 | 0.1 | 119 | 0.1 | 73 | 0.1 |
| Skilled Nursing Facility | 104 | 0.0 | 104 | 0.0 | 0 | 0.0 |
| Intermediate Care | 9 | 0.0 | 9 | 0.0 | 0 | 0.0 |
| Another Type of Institution | 28 | 0.0 | 26 | 0.0 | 2 | 0.0 |
| Under Care of Home Service | 192 | 0.1 | 191 | 0.1 | 1 | 0.0 |
| Left Against Medical Advice | 24 | 0.0 | 24 | 0.0 | 0 | 0.0 |
| Under care of Home Provider | 11 | 0.0 | 11 | 0.0 | 0 | 0.0 |
| Expired | 12 | 0.0 | 12 | 0.0 | 0 | 0.0 |
| Unknown | 10,882 | 3.5 | 46 | 0.0 | 10,836 | 12.7 |
| Not Reported | 0 | 0.0 | 0 | 0.0 | 0 | 0.0 |
| PRIMARY PAYER | | | | | | |
| Medicare | 76,139 | 24.7 | 49,290 | 22.1 | 26,849 | 31.5 |
| Medicaid | 20,361 | 6.6 | 14,728 | 6.6 | 5,633 | 6.6 |
| Other Government | 7,650 | 2.5 | 5,443 | 2.4 | 2,207 | 2.6 |
| Blue Cross/Blue Shield | 46,289 | 15.0 | 29,900 | 13.4 | 16,389 | 19.2 |
| Other Commercial | 22,122 | 7.2 | 14,398 | 6.4 | 7,724 | 9.1 |
| Managed Care(HMO, PPO) | 123,438 | 40.0 | 101,684 | 45.5 | 21,754 | 25.5 |
| Self Pay | 3,214 | 1.0 | 2,175 | 1.0 | 1,039 | 1.2 |
| Industrial & Worker Comp | 6,203 | 2.0 | 4,017 | 1.8 | 2,186 | 2.6 |
| Charity and Unclassified | 356 | 0.1 | 206 | 0.1 | 150 | 0.2 |
| Childrens Health Insurance | 521 | 0.2 | 197 | 0.1 | 324 | 0.4 |
| Unknown | 1,239 | 0.4 | 1,148 | 0.5 | 91 | 0.1 |
| Not Reported | 931 | 0.3 | 92 | 0.0 | 839 | 1.0 |
| LOCAL HEALTH DISTRICT OF PATIENT RESIDENCE | | | | | | |
| Bear River | 19,191 | 6.2 | 15,256 | 6.8 | 3,935 | 4.6 |
| Central Utah | 9,610 | 3.1 | 8,217 | 3.7 | 1,393 | 1.6 |
| Davis County | 35,950 | 11.7 | 22,608 | 10.1 | 13,342 | 15.7 |
| Salt Lake County | 106,055 | 34.4 | 78,843 | 35.3 | 27,212 | 31.9 |
| Southeastern Utah | 6,015 | 1.9 | 5,233 | 2.3 | 782 | 0.9 |
| Southwest Utah | 17,405 | 5.6 | 12,333 | 5.5 | 5,072 | 6.0 |
| Summit County | 4,162 | 1.3 | 3,135 | 1.4 | 1,027 | 1.2 |
| Tooele County | 5,475 | 1.8 | 4,296 | 1.9 | 1,179 | 1.4 |
| Tri-County | 6,222 | 2.0 | 5,769 | 2.6 | 453 | 0.5 |
| Utah County | 46,250 | 15.0 | 35,901 | 16.1 | 10,349 | 12.1 |
| Wasatch County | 2,161 | 0.7 | 1,724 | 0.8 | 437 | 0.5 |
| Weber County | 36,432 | 11.8 | 20,598 | 9.2 | 15,834 | 18.6 |
| Unknown Utah | 85 | 0.0 | 49 | 0.0 | 36 | 0.0 |
| Outside Utah | 13,263 | 4.3 | 9,153 | 4.1 | 4,110 | 4.8 |
| Unknown, Not Reported | 188 | 0.1 | 164 | 0.1 | 24 | 0.0 |

SOURCE: Utah Ambulatory Surgery Database,
Utah Health Data Committee/Office of Health Care Statistics.

Figure 1. Number and Percentage of Lower Gastrointestinal Endoscopies (APG 117) by Facility Type and Year, Utah, Hospitals and Freestanding Ambulatory Surgery Centers (FASCs), 1999-2005

Hospitals FASCs

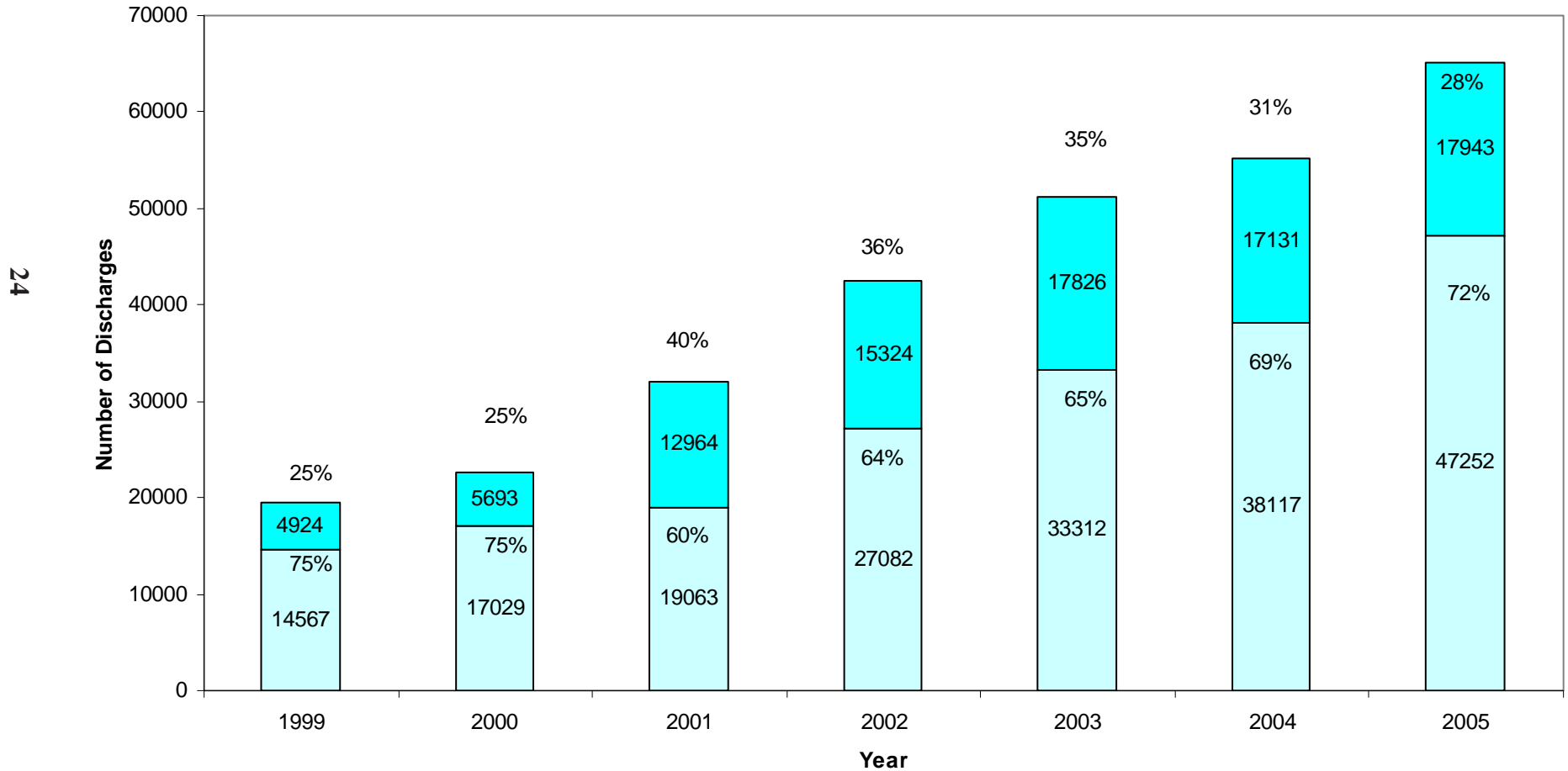


Figure 2. Number and Percentage of Cataract Procedures (APG 214) by Facility Type and Year, Utah, Hospitals and Freestanding Ambulatory Surgery Centers (FASCs), 1999-2005

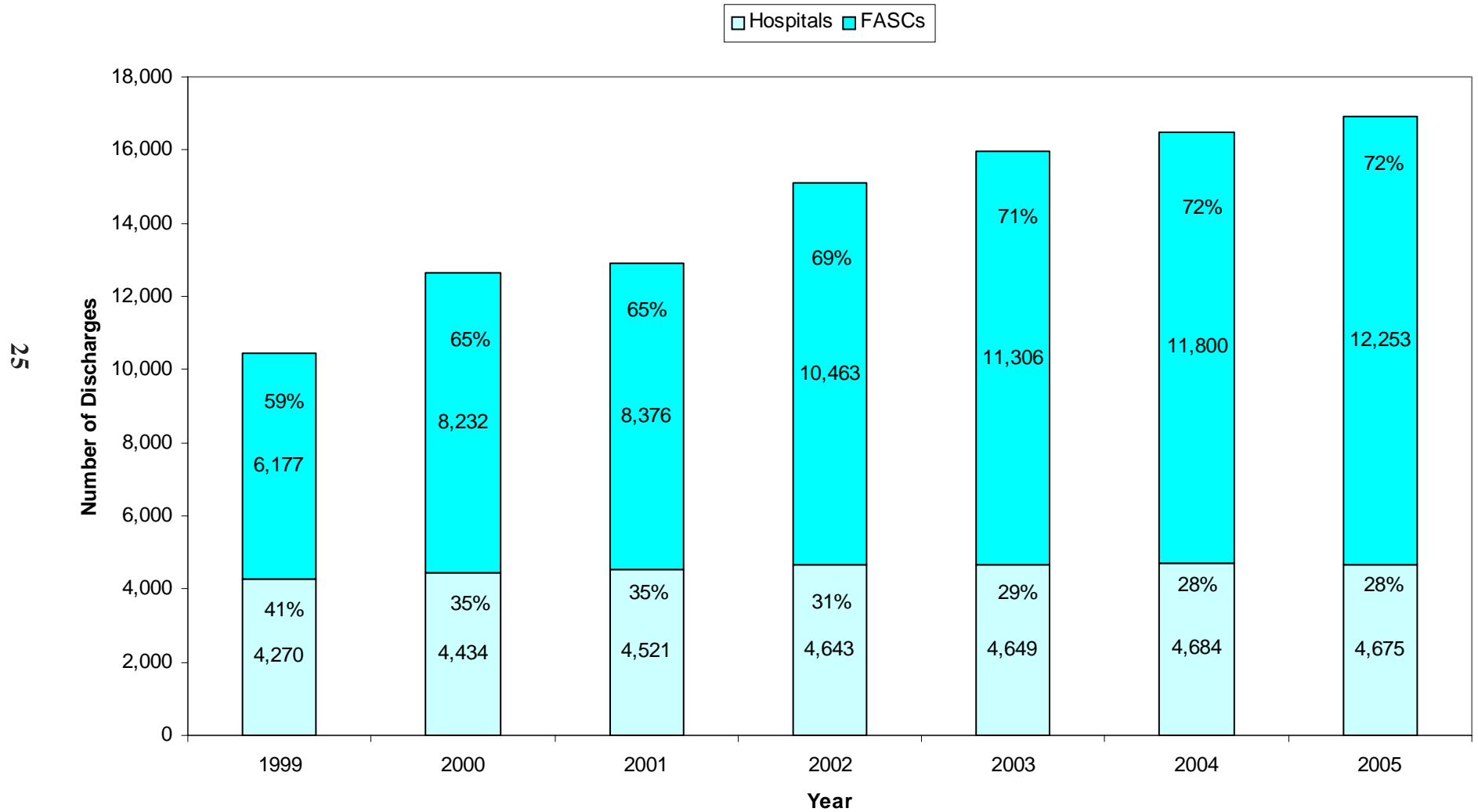


Figure 3. Average Charge for Lower Gastrointestinal Endoscopies (APG 117) by Facility Type and Year, Utah, Hospitals and Freestanding Ambulatory Surgery Centers (FASCs), 1999-2005

Hospitals FASCs

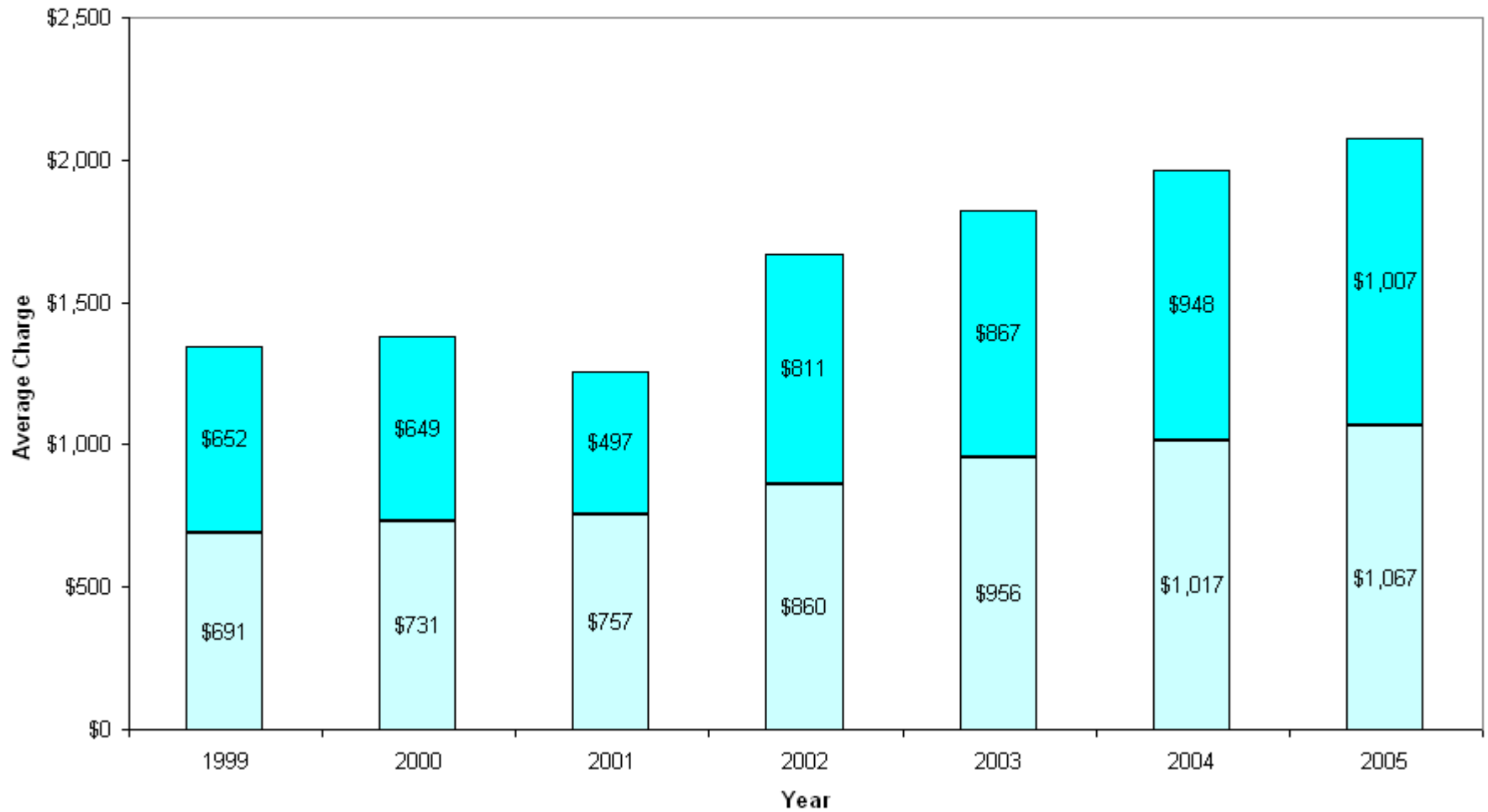
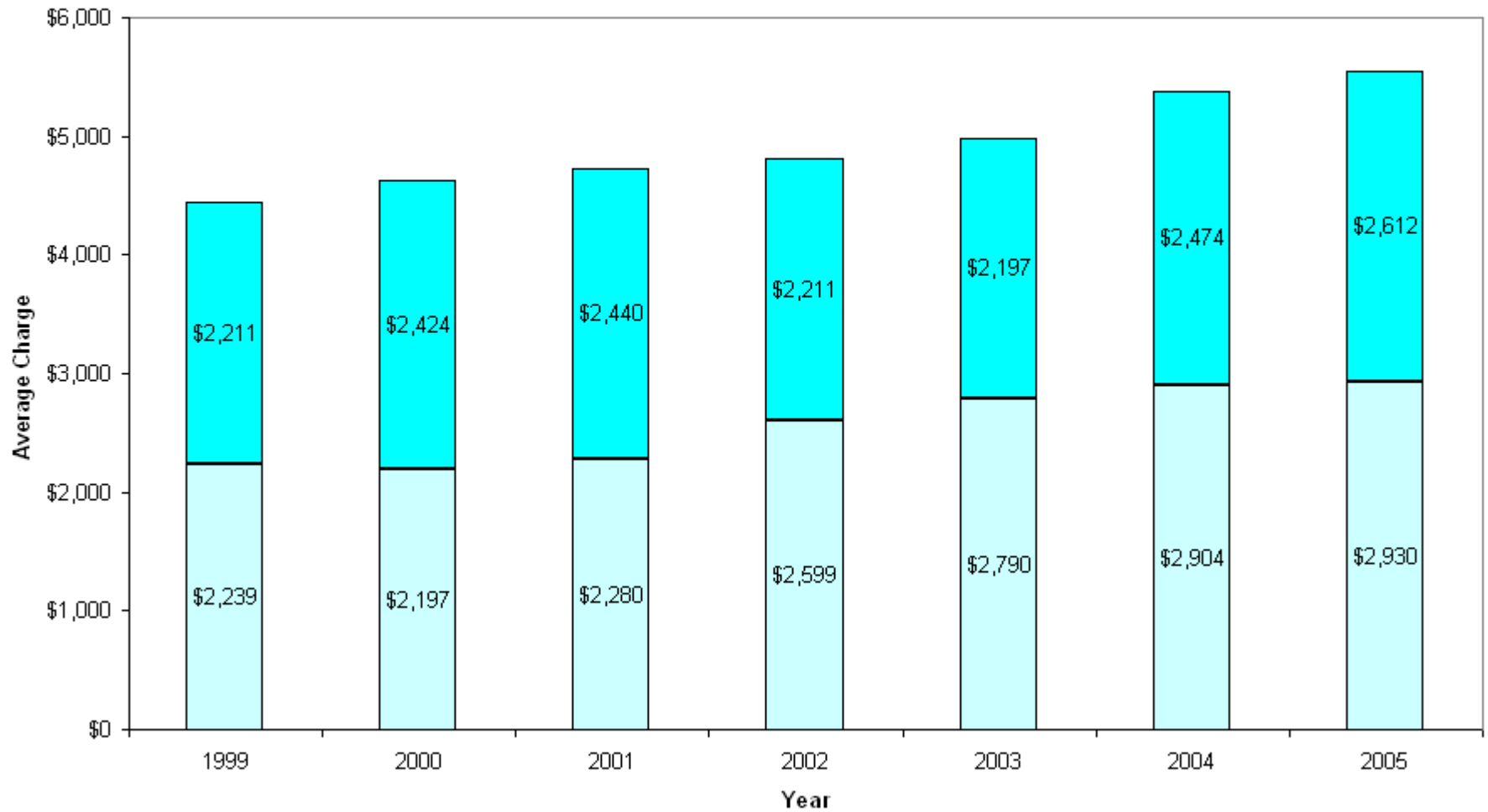


Figure 4. Average Charge for Cataract Procedures (APG 214) by Facility Type and Year, Utah, Hospitals and Freestanding Ambulatory Surgery Centers (FASCs), 1999-2005

Hospitals FASCs



AMB ST 1-1
UTAH HOSPITAL AND FREESTANDING AMBULATORY SURGERY CENTER (FASC) UTILIZATION AND CHARGE PROFILE OF OUTPATIENT SURGERY, 2005
NUMBER OF CPT-4 AND ICD-9 REPORTABLE* PROCEDURES BY SELECTED AMBULATORY SURGERY REPORTING CATEGORY

111 Allen Memorial Hospital

| | Procedures Performed | | Procedures Performed-All Hospitals | |
|--|----------------------|-------|------------------------------------|-------|
| | (#) | (%) | (#) | (%) |
| Reporting Category(ICD-9-CM CODES) | 1 | 100.0 | 319,528 | 100.0 |
| Mastectomy (85.0-85.99) | 1 | 100.0 | 7,251 | 2.3 |
| Musculoskeletal (76.0-84.99) | 0 | 0.0 | 62,442 | 19.5 |
| Respiratory (30.0-34.99) | 0 | 0.0 | 3,352 | 1.0 |
| Cardiovascular (35.0-39.99) | 0 | 0.0 | 16,471 | 5.2 |
| Lymphatic/Hemetic (40.0-41.99) | 0 | 0.0 | 2,955 | 0.9 |
| Digestive System (42.0-54.99) | 0 | 0.0 | 105,537 | 33.0 |
| Urinary (55.0-59.99) | 0 | 0.0 | 8,250 | 2.6 |
| Male Genital (60.0-64.99) | 0 | 0.0 | 3,729 | 1.2 |
| Female Genital (65.0-71.99) | 0 | 0.0 | 14,736 | 4.6 |
| Endocrine/Nervous (01.0-07.99) | 0 | 0.0 | 30,031 | 9.4 |
| Eye (08.0-16.99) | 0 | 0.0 | 19,655 | 6.2 |
| Ear (18.0-20.99) | 0 | 0.0 | 15,107 | 4.7 |
| Nose, Mouth, Pharynx (21.0-29.99) | 0 | 0.0 | 30,012 | 9.4 |
| Reporting Category(CPT-4 CODES) | 703 | 100.0 | 307,031 | 100.0 |
| Mastectomy (19120-19220) | 13 | 1.8 | 3,138 | 1.0 |
| Musculoskeletal (20000-29909) | 110 | 15.6 | 61,634 | 20.1 |
| Respiratory (30000-32999 & 39501-39599) | 19 | 2.7 | 13,104 | 4.3 |
| Cardiovascular (33010-37799 & 93501-93660) | 16 | 2.3 | 37,099 | 12.1 |
| Lymphatic/Hemetic (38100-38999) | 7 | 1.0 | 2,706 | 0.9 |
| Digestive (40490-49999) | 431 | 61.3 | 114,818 | 37.4 |
| Urinary (50010-53899) | 4 | 0.6 | 8,591 | 2.8 |
| Male Genital (54000-55899) | 2 | 0.3 | 3,154 | 1.0 |
| Female Genital (56405-58999) | 41 | 5.8 | 11,166 | 3.6 |
| Endocrine/Nervous (60000-64999) | 14 | 2.0 | 31,549 | 10.3 |
| Eye (65091-68899) | 35 | 5.0 | 11,740 | 3.8 |
| Ear (69000-69979) | 11 | 1.6 | 8,332 | 2.7 |

SOURCE: Utah Ambulatory Surgery Database

Utah Health Data Committee/Office of Health Care Statistics.

Reportable* excludes codes in the former "Other" category and CPT blood draw codes in previous reports.

AMB ST 1-2
UTAH HOSPITAL AND FREESTANDING AMBULATORY SURGERY CENTER (FASC) UTILIZATION AND CHARGE PROFILE OF OUTPATIENT SURGERY, 2005
MOST COMMONLY PERFORMED CPT-4 AND ICD-9 REPORTABLE* PROCEDURES

111 Allen Memorial Hospital

| ICD-9 CODE | ICD-9 DESCRIPTION | # | % | % ALL Hospitals |
|----------------------|------------------------------------|---|-------|-----------------|
| All ICD-9 Procedures | | 1 | 100.0 | 100.0 |
| 8521 | LOCAL EXCISION OF LESION OF BREAST | 1 | 100.0 | 0.91 |

| CPT-4 CODE | CPT-4 DESCRIPTION | # | % | % ALL Hospitals |
|----------------------|----------------------------------|-----|-------|-----------------|
| All CPT-4 Procedures | | 703 | 100.0 | 100.0 |
| 43239 | UGI ENDO; W/BX 1/MX | 91 | 12.9 | 5.40 |
| 45378 | COLONOSCOPY FLEX; DX-SEP PROC | 86 | 12.2 | 7.15 |
| 45384 | COLONOSCOPY FLEX; REMV LES-FORCE | 53 | 7.5 | 0.37 |
| 43257 | UP GI ENDO;THRM ENRGY MUSC LW ES | 37 | 5.3 | 0.01 |
| 43235 | UGI ENDO; DX W/WO CLCT SPECMN-SP | 21 | 3.0 | 1.34 |
| 45380 | COLONOSCOPY FLEX; W/BX 1/MX | 21 | 3.0 | 5.50 |
| 47563 | LAPARSCPY SURG; CHOLECT W/CHOLAN | 21 | 3.0 | 1.24 |
| 66984 | EXTRACAPSULAR CATARACT REMV IOL | 20 | 2.8 | 1.43 |
| 49505 | REPR INIT ING HERNIA 5YR/MORE; R | 16 | 2.3 | 0.95 |
| 29881 | SCOPE KNEE SURG;W/MENISCECT MED/ | 15 | 2.1 | 1.52 |
| 45385 | COLONOSCOPY FLEX; W/REMV LES-SNA | 12 | 1.7 | 1.80 |
| 46936 | DESTRUC HEMORRHOIDS METH; INTRL& | 12 | 1.7 | 0.00 |
| 57454 | COLPSCPY CERV UP/ADJ VAG; BX&CUR | 12 | 1.7 | 0.00 |
| 66821 | DISCISSION 2ND CATARACT; LASER S | 11 | 1.6 | 0.27 |
| 64721 | NEUROPLASTY; MEDIAN CARPAL TUNNE | 10 | 1.4 | 0.72 |
| 20680 | REMOVAL OF IMPLANT; DEEP | 9 | 1.3 | 0.87 |
| 29877 | SCOPE KNEE SURG; DEBRID/SHAVE CA | 9 | 1.3 | 0.95 |
| 69436 | TYMPANOSTOMY GENERAL ANESTHESIA | 9 | 1.3 | 2.08 |
| 28285 | CORRECTION HAMMERTO | 8 | 1.1 | 0.48 |
| 29880 | SCOPE KNEE SURG;W/MENISCECT MED& | 8 | 1.1 | 0.37 |

SOURCE: Utah Ambulatory Surgery Database

Utah Health Data Committee/Office of Health Care Statistics

Reportable* excludes codes in the former "Other" category and CPT4 blood draw codes in previous reports.

AMB ST 1-3

UTAH HOSPITAL AND FREESTANDING AMBULATORY SURGERY CENTER (FASC) UTILIZATION AND CHARGE PROFILE OF OUTPATIENT SURGERY, 2005
 AVERAGE TOTAL CHARGES FOR MOST COMMONLY PERFORMED CPT-4 AND ICD-9 REPORTABLE* PROCEDURES, SINGLE ICD-9 OR CPT-4 ONLY

111 Allen Memorial Hospital

| ICD-9 CODE | ICD-9 DESCRIPTION | # | AVE TOT CHRG | AVE TOT CHRG(ALL Hospitals) |
|------------------|------------------------------------|---|--------------|------------------------------|
| ICD-9 Procedures | | 1 | \$2,156 | \$2,879 |
| 8521 | LOCAL EXCISION OF LESION OF BREAST | 1 | \$2,156 | \$2,505 |

| CPT-4 CODE | CPT-4 DESCRIPTION | # | AVE TOT CHRG | AVE TOT CHRG(ALL Hospitals) |
|------------------|----------------------------------|-----|--------------|------------------------------|
| CPT-4 Procedures | | 466 | \$3,618 | \$2,664 |
| 45378 | COLONOSCOPY FLEX; DX-SEP PROC | 48 | \$2,643 | \$907 |
| 43239 | UGI ENDO; W/BX 1/MX | 44 | \$2,333 | \$1,205 |
| 45384 | COLONOSCOPY FLEX; REMV LES-FORCE | 42 | \$3,440 | \$1,423 |
| 43257 | UP GI ENDO;THRM ENRGY MUSC LW ES | 37 | \$4,874 | \$4,874 |
| 66984 | EXTRACAPSULAR CATARACT REMV IOL | 20 | \$1,928 | \$2,926 |
| 47563 | LAPARSCPY SURG; CHOLECT W/CHOLAN | 18 | \$7,742 | \$5,930 |
| 45380 | COLONOSCOPY FLEX; W/BX 1/MX | 16 | \$3,901 | \$1,227 |
| 29881 | SCOPE KNEE SURG;W/MENISCECT MED/ | 14 | \$8,274 | \$3,661 |
| 49505 | REPR INIT ING HERNIA 5YR/MORE; R | 13 | \$3,644 | \$3,442 |
| 57454 | COLPSCPY CERV UP/ADJ VAG; BX&CUR | 12 | \$713 | \$757 |
| 66821 | DISCISSION 2ND CATARACT; LASER S | 11 | \$389 | \$712 |
| 20680 | REMOVAL OF IMPLANT; DEEP | 9 | \$3,298 | \$2,573 |
| 43235 | UGI ENDO; DX W/VO CLCT SPECMN-SP | 9 | \$1,940 | \$1,012 |
| 29877 | SCOPE KNEE SURG; DEBRID/SHAVE CA | 8 | \$8,370 | \$3,334 |
| 45385 | COLONOSCOPY FLEX; W/REMV LES-SNA | 8 | \$3,986 | \$1,353 |
| 57460 | COLPSCPY CERV W/UP/ADJ VAG ;LOOP | 8 | \$774 | \$1,260 |
| 64721 | NEUROPLASTY; MEDIAN CARPAL TUNNE | 8 | \$3,443 | \$1,939 |
| 69436 | TYMPANOSTOMY GENERAL ANESTHESIA | 8 | \$1,453 | \$1,069 |
| 29880 | SCOPE KNEE SURG;W/MENISCECT MED& | 7 | \$9,193 | \$3,915 |
| 19120 | EXC BRST CYST TUMR/LES OPN M/F 1 | 6 | \$2,710 | \$2,463 |

SOURCE: Utah Ambulatory Surgery Database

Reportable* excludes codes in the former "Other" category and CPT4 blood draw codes in previous reports.

AMB ST 1-4
UTAH HOSPITAL AND FREESTANDING AMBULATORY SURGERY CENTER (FASC) UTILIZATION AND CHARGE PROFILE OF OUTPATIENT SURGERY, 2005
PROCEDURE APG CATEGORY, PROCEDURE APG, BASED ON REPORTABLE* CPT-4 PROCEDURES

111 Allen Memorial Hospital

| Procedure APG category | | TOTAL # | TOTAL # (ALL Hospitals) |
|------------------------|---|---------|-------------------------|
| Procedure APG | | | |
| 01 | INTEGUMENTARY SYSTEM | 30 | 9,625 |
| | 002 SUPERFICIAL NEEDLE BIOPSY AND ASPIRATION | 1 | 2,764 |
| | 004 SIMPLE INCISION AND DRAINAGE | 1 | 36 |
| | 007 COMPLEX EXCISION, BIOPSY AND DEBRIDEMENT | 2 | 1,172 |
| | 008 SIMPLE EXCISION AND BIOPSY | 11 | 975 |
| | 009 COMPLEX SKIN REPAIRS INCL INTEGUMENT GRAFTS, TRANSFER & REARRANGE | 2 | 1,274 |
| | 011 SIMPLE INCISION AND EXCISION OF BREAST | 12 | 2,672 |
| | 012 BREAST RECONSTRUCTION AND MASTECTOMY | 1 | 461 |
| 02 | MUSCULOSKELETAL SYSTEM | 97 | 55,271 |
| | 021 COMPLEX MUSCULOSKELETAL PROCEDURES EXCLUDING HAND AND FOOT | 10 | 6,574 |
| | 022 SIMPLE MUSCULOSKELETAL PROCEDURES EXCLUDING HAND AND FOOT | 1 | 2,116 |
| | 023 COMPLEX HAND AND FOOT MUSCULOSKELETAL PROCEDURES | 1 | 1,982 |
| | 024 SIMPLE HAND AND FOOT MUSCULOSKELETAL PROCEDURES | 38 | 11,501 |
| | 025 ARTHROSCOPY | 36 | 23,586 |
| | 027 SPLINT, STRAPPING AND CAST REMOVAL | 2 | 103 |
| | 029 CLOSED TREATMENT FX & DISLOCATION EXC FINGER, TOE & TRUNK | 1 | 610 |
| | 030 OPEN OR PERCUTANEOUS TREATMENT OF FRACTURES | 4 | 4,047 |
| | 032 BUNION PROCEDURES | 2 | 1,497 |
| | 035 ARTHROCENTESIS AND LIGAMENT OR TENDON INJECTION | 2 | 1,881 |
| 03 | RESPIRATORY SYSTEM | 14 | 7,516 |
| | 053 COMPLEX ENDOSCOPY OF THE UPPER AIRWAY | 11 | 4,668 |
| | 055 ENDOSCOPY OF THE LOWER AIRWAY | 3 | 1,784 |
| 04 | CARDIOVASCULAR SYSTEM | 10 | 31,224 |
| | 079 REMOVAL AND REVISION OF PACEMAKER AND VASCULAR DEVICE | 3 | 844 |
| | 082 VASCULAR LIGATION | 7 | 540 |
| 05 | HEMATOLOGIC, LYMPHATIC, AND ENDOCRINE | 6 | 2,858 |
| | 095 DEEP LYMPH STRUCTURE AND THYROID PROCEDURES | 6 | 1,920 |
| 06 | DIGESTIVE SYSTEM | 428 | 103,000 |
| | 112 ESOPHAGEAL DILATION WITHOUT ENDOSCOPY | 1 | 1,254 |
| | 113 ANOSCOPY WITH BIOPSY AND DIAGNOSTIC PROCTOSIGMOIDOSCOPY | 5 | 683 |
| | 114 PROCTOSIGMOIDOSCOPY WITH EXCISION OR BIOPSY | 4 | 445 |
| | 115 DIAGNOSTIC UPPER GI ENDOSCOPY OR INTUBATION | 112 | 20,979 |
| | 116 THERAPEUTIC UPPER GI ENDOSCOPY OR INTUBATION | 43 | 5,802 |
| | 117 LOWER GASTROINTESTINAL ENDOSCOPY | 177 | 47,252 |
| | 119 HERNIA AND HYDROCELE PROCEDURES | 26 | 7,107 |
| | 120 COMPLEX ANAL AND RECTAL PROCEDURES | 3 | 966 |
| | 121 SIMPLE ANAL AND RECTAL PROCEDURES | 17 | 565 |
| | 123 COMPLEX LAPAROSCOPIC PROCEDURES | 40 | 14,888 |
| 07 | URINARY SYSTEM | 4 | 7,371 |
| | 136 SIMPLE CYSTOURETHROSCOPY | 4 | 617 |
| 08 | MALE GENITAL SYSTEM | 2 | 2,798 |
| | 151 TESTICULAR AND EPIDIDYMAL PROCEDURES | 1 | 1,409 |
| | 154 SIMPLE PENILE PROCEDURES | 1 | 711 |
| 09 | FEMALE GENITAL SYSTEM | 29 | 6,527 |
| | 176 COMPLEX FEMALE REPRODUCTIVE PROCEDURES | 1 | 1,506 |
| | 178 DILATION AND CURETTAGE | 2 | 663 |

AMB ST 1-4
UTAH HOSPITAL AND FREESTANDING AMBULATORY SURGERY CENTER (FASC) UTILIZATION AND CHARGE PROFILE OF OUTPATIENT SURGERY, 2005
PROCEDURE APG CATEGORY, PROCEDURE APG, BASED ON REPORTABLE* CPT-4 PROCEDURES

111 Allen Memorial Hospital

| procedure APG category | procedure APG | TOTAL # | TOTAL # (ALL Hospitals) |
|------------------------|--|---------|-------------------------|
| | 180 COLPOSCOPY | 26 | 196 |
| 10 | NERVOUS SYSTEM | 14 | 27,778 |
| | 195 NERVOUS SYSTEM INJECTIONS, STIMULATIONS OR CRANIAL TAP | 1 | 21,371 |
| | 198 NERVE REPAIR AND DESTRUCTION | 13 | 4,700 |
| 11 | EYE AND OCULAR ADNEXA | 34 | 11,487 |
| | 213 LASER EYE PROCEDURES | 11 | 877 |
| | 214 CATARACT PROCEDURES | 20 | 4,675 |
| | 215 COMPLEX ANTERIOR SEGMENT EYE PROCEDURES | 1 | 528 |
| | 222 SIMPLE REPAIR AND PLASTIC PROCEDURES OF EYE | 2 | 630 |
| 12 | FACIAL, EAR, NOSE, MOUTH AND THROAT | 27 | 28,941 |
| | 234 COMPLEX FACIAL AND ENT PROCEDURES | 7 | 5,313 |
| | 235 SIMPLE FACIAL AND ENT PROCEDURES | 13 | 14,825 |
| | 236 TONSIL AND ADENOID PROCEDURES | 7 | 8,558 |

SOURCE: Utah Ambulatory Surgery Database

Utah Health Data Committee/Office of Health Care Statistics

Reportable* excludes codes in the former "Other" category and CPT blood draw codes in previous reports.

AMB ST 1-5
UTAH HOSPITAL AND FREESTANDING AMBULATORY SURGERY CENTER (FASC) UTILIZATION AND CHARGE PROFILE OF OUTPATIENT SURGERY, 2005
PROCEDURE APG CATEGORY, PROCEDURE APG, SINGLE APG ONLY
BASED ON REPORTABLE* CPT-4 PROCEDURES

111 Allen Memorial Hospital

| Procedure APG category | Procedure APG | TOTAL # | AVE TOT CHR | AVE TOT CHR(ALL Hospitals) |
|------------------------|---|---------|-------------|-----------------------------|
| 01 | INTEGUMENTARY SYSTEM | 26 | \$2,859 | \$2,720 |
| | 002 SUPERFICIAL NEEDLE BIOPSY AND ASPIRATION | 1 | \$4,673 | \$2,110 |
| | 004 SIMPLE INCISION AND DRAINAGE | 1 | \$5,655 | \$2,404 |
| | 007 COMPLEX EXCISION, BIOPSY AND DEBRIDEMENT | 2 | \$2,229 | \$2,947 |
| | 008 SIMPLE EXCISION AND BIOPSY | 9 | \$2,524 | \$2,811 |
| | 009 COMPLEX SKIN REPAIRS INCL INTEGUMENT GRAFTS, TRANSFER & REARRAN | 1 | \$2,609 | \$3,441 |
| | 011 SIMPLE INCISION AND EXCISION OF BREAST | 11 | \$2,888 | \$2,717 |
| | 012 BREAST RECONSTRUCTION AND MASTECTOMY | 1 | \$2,461 | \$4,527 |
| 02 | MUSCULOSKELETAL SYSTEM | 65 | \$6,487 | \$3,739 |
| | 021 COMPLEX MUSCULOSKELETAL PROCEDURES EXCLUDING HAND AND FOOT | 8 | \$7,063 | \$5,677 |
| | 022 SIMPLE MUSCULOSKELETAL PROCEDURES EXCLUDING HAND AND FOOT | 1 | \$3,244 | \$3,550 |
| | 023 COMPLEX HAND AND FOOT MUSCULOSKELETAL PROCEDURES | 1 | \$3,522 | \$4,293 |
| | 024 SIMPLE HAND AND FOOT MUSCULOSKELETAL PROCEDURES | 19 | \$3,586 | \$2,497 |
| | 025 ARTHROSCOPY | 30 | \$8,538 | \$4,162 |
| | 027 SPLINT, STRAPPING AND CAST REMOVAL | 1 | \$4,170 | \$1,088 |
| | 029 CLOSED TREATMENT FX & DISLOCATION EXC FINGER, TOE & TRUNK | 1 | \$4,362 | \$2,873 |
| | 030 OPEN OR PERCUTANEOUS TREATMENT OF FRACTURES | 3 | \$8,385 | \$4,697 |
| | 035 ARTHROCENTESIS AND LIGAMENT OR TENDON INJECTION | 1 | \$414 | \$792 |
| 03 | RESPIRATORY SYSTEM | 1 | \$189 | \$1,861 |
| | 053 COMPLEX ENDOSCOPY OF THE UPPER AIRWAY | 1 | \$189 | \$3,101 |
| 04 | CARDIOVASCULAR SYSTEM | 5 | \$4,564 | \$11,714 |
| | 079 REMOVAL AND REVISION OF PACEMAKER AND VASCULAR DEVICE | 2 | \$2,200 | \$7,717 |
| | 082 VASCULAR LIGATION | 3 | \$6,139 | \$4,974 |
| 05 | HEMATOLOGIC, LYMPHATIC, AND ENDOCRINE | 6 | \$3,411 | \$4,419 |
| | 095 DEEP LYMPH STRUCTURE AND THYROID PROCEDURES | 6 | \$3,411 | \$4,406 |
| 06 | DIGESTIVE SYSTEM | 263 | \$3,666 | \$1,962 |
| | 113 ANOSCOPY WITH BIOPSY AND DIAGNOSTIC PROCTOSIGMOIDOSCOPY | 3 | \$1,131 | \$984 |
| | 114 PROCTOSIGMOIDOSCOPY WITH EXCISION OR BIOPSY | 3 | \$1,145 | \$1,169 |
| | 115 DIAGNOSTIC UPPER GI ENDOSCOPY OR INTUBATION | 53 | \$2,266 | \$1,165 |
| | 116 THERAPEUTIC UPPER GI ENDOSCOPY OR INTUBATION | 39 | \$4,733 | \$1,658 |
| | 117 LOWER GASTROINTESTINAL ENDOSCOPY | 114 | \$3,207 | \$1,067 |
| | 119 HERNIA AND HYDROCELE PROCEDURES | 21 | \$3,865 | \$3,280 |
| | 120 COMPLEX ANAL AND RECTAL PROCEDURES | 1 | \$1,780 | \$2,685 |
| | 121 SIMPLE ANAL AND RECTAL PROCEDURES | 3 | \$3,027 | \$1,870 |
| | 123 COMPLEX LAPAROSCOPIC PROCEDURES | 26 | \$7,497 | \$5,679 |
| 08 | MALE GENITAL SYSTEM | 1 | \$3,126 | \$3,036 |
| | 154 SIMPLE PENILE PROCEDURES | 1 | \$3,126 | \$1,905 |
| 09 | FEMALE GENITAL SYSTEM | 29 | \$927 | \$3,633 |
| | 176 COMPLEX FEMALE REPRODUCTIVE PROCEDURES | 1 | \$3,609 | \$4,657 |
| | 178 DILATION AND CURETTAGE | 2 | \$2,645 | \$2,156 |
| | 180 COLPOSCOPY | 26 | \$692 | \$1,802 |
| 10 | NERVOUS SYSTEM | 10 | \$3,526 | \$1,539 |
| | 195 NERVOUS SYSTEM INJECTIONS, STIMULATIONS OR CRANIAL TAP | 1 | \$651 | \$994 |
| | 198 NERVE REPAIR AND DESTRUCTION | 9 | \$3,845 | \$2,246 |
| 11 | EYE AND OCULAR ADNEXA | 34 | \$1,446 | \$2,803 |

AMB ST 1-5
UTAH HOSPITAL AND FREESTANDING AMBULATORY SURGERY CENTER (FASC) UTILIZATION AND CHARGE PROFILE OF OUTPATIENT SURGERY, 2005
PROCEDURE APG CATEGORY, PROCEDURE APG, SINGLE APG ONLY
BASED ON REPORTABLE* CPT-4 PROCEDURES

111 Allen Memorial Hospital

| procedure APG category | Procedure APG | TOTAL # | AVE TOT CHRG | AVE TOT CHRG(ALL Hospitals) |
|------------------------|---|---------|--------------|------------------------------|
| | 213 LASER EYE PROCEDURES | 11 | \$389 | \$725 |
| | 214 CATARACT PROCEDURES | 20 | \$1,928 | \$2,930 |
| | 215 COMPLEX ANTERIOR SEGMENT EYE PROCEDURES | 1 | \$1,141 | \$2,675 |
| | 222 SIMPLE REPAIR AND PLASTIC PROCEDURES OF EYE | 2 | \$2,595 | \$2,026 |
| 12 | FACIAL, EAR, NOSE, MOUTH AND THROAT | 19 | \$2,180 | \$2,232 |
| | 234 COMPLEX FACIAL AND ENT PROCEDURES | 3 | \$3,078 | \$4,546 |
| | 235 SIMPLE FACIAL AND ENT PROCEDURES | 9 | \$1,540 | \$1,623 |
| | 236 TONSIL AND ADENOID PROCEDURES | 7 | \$2,618 | \$2,001 |

SOURCE: Utah Ambulatory Surgery Database

Utah Health Data Committee/Office of Health Care Statistics

Reportable* excludes codes in the former "Other" category and CPT blood draw codes in previous reports.

AMB ST 1-6
UTAH HOSPITAL AND FREESTANDING AMBULATORY SURGERY CENTER (FASC) UTILIZATION AND CHARGE PROFILE OF OUTPATIENT SURGERY, 2005
NUMBER OF SELECTED AMBULATORY SURGERY PATIENT VISITS BY PATIENT PROFILE

111 Allen Memorial Hospital

| Patient Profile | Patient Visits | | Patient Visits-All Hospitals | |
|----------------------------|----------------|------|------------------------------|------|
| | (#) | (%) | (#) | (%) |
| GENDER | | | | |
| Female | 336 | 58.8 | 121,269 | 54.3 |
| Male | 235 | 41.2 | 101,991 | 45.7 |
| Unknown | 0 | 0.0 | 13 | 0.0 |
| Not Reported | 0 | 0.0 | 5 | 0.0 |
| AGE | | | | |
| 1-28 days | 0 | 0.0 | 469 | 0.2 |
| 29-365 days | 0 | 0.0 | 3,008 | 1.3 |
| 1-4 years | 11 | 1.9 | 10,999 | 4.9 |
| 5-9 | 6 | 1.1 | 6,321 | 2.8 |
| 10-14 | 7 | 1.2 | 4,532 | 2.0 |
| 15-17 | 9 | 1.6 | 4,858 | 2.2 |
| 18-19 | 7 | 1.2 | 3,511 | 1.6 |
| 20-24 | 16 | 2.8 | 10,616 | 4.8 |
| 25-29 | 27 | 4.7 | 12,207 | 5.5 |
| 30-34 | 30 | 5.3 | 11,660 | 5.2 |
| 35-39 | 20 | 3.5 | 11,852 | 5.3 |
| 40-44 | 35 | 6.1 | 14,382 | 6.4 |
| 45-49 | 27 | 4.7 | 17,465 | 7.8 |
| 50-54 | 72 | 12.6 | 24,332 | 10.9 |
| 55-59 | 47 | 8.2 | 20,472 | 9.2 |
| 60-64 | 43 | 7.5 | 17,241 | 7.7 |
| 65-69 | 80 | 14.0 | 15,102 | 6.8 |
| 70-74 | 47 | 8.2 | 12,741 | 5.7 |
| 75-79 | 42 | 7.4 | 10,692 | 4.8 |
| 80-84 | 14 | 2.5 | 6,850 | 3.1 |
| 85-89 | 23 | 4.0 | 3,124 | 1.4 |
| 90 + | 8 | 1.4 | 842 | 0.4 |
| Not Reported | 0 | 0.0 | 471 | 0.2 |
| SOURCE OF ADMISSION | | | | |
| Physician Referral | 567 | 99.3 | 197,732 | 88.6 |
| Clinic Referral | 0 | 0.0 | 511 | 0.2 |
| HMO Referral | 0 | 0.0 | 3,452 | 1.5 |
| Other Hospital | 0 | 0.0 | 121 | 0.1 |
| Skilled Nursing Facility | 0 | 0.0 | 19 | 0.0 |
| Other Health Care Facility | 0 | 0.0 | 36 | 0.0 |
| Emergency Room | 4 | 0.7 | 4,092 | 1.8 |
| Court/Law Enforcement | 0 | 0.0 | 0 | 0.0 |
| Unknown | 0 | 0.0 | 7 | 0.0 |
| Not Reported | 0 | 0.0 | 17,308 | 7.8 |

(Continued)

AMB ST 1-6
UTAH HOSPITAL AND FREESTANDING AMBULATORY SURGERY CENTER (FASC) UTILIZATION AND CHARGE PROFILE OF OUTPATIENT SURGERY, 2005
NUMBER OF SELECTED AMBULATORY SURGERY PATIENT VISITS BY PATIENT PROFILE

111 Allen Memorial Hospital

| Patient Profile | Patient Visits | | Patient Visits-All Hospitals | |
|---|----------------|------|------------------------------|------|
| | (#) | (%) | (#) | (%) |
| DISCHARGE STATUS | | | | |
| Home or Self Care | 567 | 99.3 | 222,736 | 99.8 |
| Another Hospital | 2 | 0.4 | 119 | 0.1 |
| Skilled Nursing Facility | 0 | 0.0 | 104 | 0.0 |
| Intermediate Care Facility | 0 | 0.0 | 9 | 0.0 |
| Another Type of Institution | 1 | 0.2 | 26 | 0.0 |
| Under Care of Home Service | 0 | 0.0 | 191 | 0.1 |
| Left Against Medical Advice | 0 | 0.0 | 24 | 0.0 |
| Under Care of Home IV Provider | 0 | 0.0 | 11 | 0.0 |
| Expired | 0 | 0.0 | 12 | 0.0 |
| Unknown | 1 | 0.2 | 46 | 0.0 |
| Not Reported | 0 | 0.0 | 0 | 0.0 |
| PRIMARY PAYER | | | | |
| Medicare | 223 | 39.1 | 49,290 | 22.1 |
| Medicaid | 72 | 12.6 | 14,728 | 6.6 |
| Other government | 8 | 1.4 | 5,443 | 2.4 |
| Blue Cross/Blue Shield | 106 | 18.6 | 29,900 | 13.4 |
| Other Commercial | 84 | 14.7 | 14,398 | 6.4 |
| Managed Care(HMO, PPO) | 61 | 10.7 | 101,684 | 45.5 |
| Self Pay | 0 | 0.0 | 2,175 | 1.0 |
| Industrial & Worker Comp | 16 | 2.8 | 4,017 | 1.8 |
| Charity and Unclassified | 0 | 0.0 | 206 | 0.1 |
| Childrens Health Insurance | 0 | 0.0 | 197 | 0.1 |
| Unknown | 1 | 0.2 | 1,148 | 0.5 |
| Not Reported | 0 | 0.0 | 92 | 0.0 |
| LOCAL HEALTH DISTRICT OF PATIENT RESIDENCE | | | | |
| Bear River | 0 | 0.0 | 15,256 | 6.8 |
| Central Utah | 0 | 0.0 | 8,217 | 3.7 |
| Davis County | 0 | 0.0 | 22,608 | 10.1 |
| Salt Lake County | 0 | 0.0 | 78,843 | 35.3 |
| Southeastern Utah | 564 | 98.8 | 5,233 | 2.3 |
| Southwest Utah | 1 | 0.2 | 12,333 | 5.5 |
| Summit County | 0 | 0.0 | 3,135 | 1.4 |
| Tooele County | 0 | 0.0 | 4,296 | 1.9 |
| Tri-County | 0 | 0.0 | 5,769 | 2.6 |
| Utah County | 0 | 0.0 | 35,901 | 16.1 |
| Wasatch County | 0 | 0.0 | 1,724 | 0.8 |
| Weber County | 0 | 0.0 | 20,598 | 9.2 |
| Unknown Utah | 0 | 0.0 | 49 | 0.0 |
| Outside Utah | 6 | 1.1 | 9,153 | 4.1 |
| Unknown, Not Reported | 0 | 0.0 | 163 | 0.1 |

SOURCE: Utah Ambulatory Surgery Database,
Utah Health Data Committee/Office of Health Care Statistics.

AMB ST 1-1
UTAH HOSPITAL AND FREESTANDING AMBULATORY SURGERY CENTER (FASC) UTILIZATION AND CHARGE PROFILE OF OUTPATIENT SURGERY, 2005
NUMBER OF CPT-4 AND ICD-9 REPORTABLE* PROCEDURES BY SELECTED AMBULATORY SURGERY REPORTING CATEGORY

118 Alta View Hospital

| | Procedures Performed | | Procedures Performed-All Hospitals | |
|--|----------------------|-------|------------------------------------|-------|
| | (#) | (%) | (#) | (%) |
| Reporting Category(ICD-9-CM CODES) | 15,053 | 100.0 | 319,528 | 100.0 |
| Mastectomy (85.0-85.99) | 247 | 1.6 | 7,251 | 2.3 |
| Musculoskeletal (76.0-84.99) | 3,358 | 22.3 | 62,442 | 19.5 |
| Respiratory (30.0-34.99) | 43 | 0.3 | 3,352 | 1.0 |
| Cardiovascular (35.0-39.99) | 30 | 0.2 | 16,471 | 5.2 |
| Lymphatic/Hemetic (40.0-41.99) | 40 | 0.3 | 2,955 | 0.9 |
| Digestive System (42.0-54.99) | 6,079 | 40.4 | 105,537 | 33.0 |
| Urinary (55.0-59.99) | 401 | 2.7 | 8,250 | 2.6 |
| Male Genital (60.0-64.99) | 138 | 0.9 | 3,729 | 1.2 |
| Female Genital (65.0-71.99) | 806 | 5.4 | 14,736 | 4.6 |
| Endocrine/Nervous (01.0-07.99) | 651 | 4.3 | 30,031 | 9.4 |
| Eye (08.0-16.99) | 533 | 3.5 | 19,655 | 6.2 |
| Ear (18.0-20.99) | 747 | 5.0 | 15,107 | 4.7 |
| Nose, Mouth, Pharynx (21.0-29.99) | 1,980 | 13.2 | 30,012 | 9.4 |
| Reporting Category(CPT-4 CODES) | 13,259 | 100.0 | 307,031 | 100.0 |
| Mastectomy (19120-19220) | 66 | 0.5 | 3,138 | 1.0 |
| Musculoskeletal (20000-29909) | 3,363 | 25.4 | 61,634 | 20.1 |
| Respiratory (30000-32999 & 39501-39599) | 438 | 3.3 | 13,104 | 4.3 |
| Cardiovascular (33010-37799 & 93501-93660) | 49 | 0.4 | 37,099 | 12.1 |
| Lymphatic/Hemetic (38100-38999) | 33 | 0.2 | 2,706 | 0.9 |
| Digestive (40490-49999) | 6,816 | 51.4 | 114,818 | 37.4 |
| Urinary (50010-53899) | 488 | 3.7 | 8,591 | 2.8 |
| Male Genital (54000-55899) | 92 | 0.7 | 3,154 | 1.0 |
| Female Genital (56405-58999) | 616 | 4.6 | 11,166 | 3.6 |
| Endocrine/Nervous (60000-64999) | 691 | 5.2 | 31,549 | 10.3 |
| Eye (65091-68899) | 232 | 1.7 | 11,740 | 3.8 |
| Ear (69000-69979) | 375 | 2.8 | 8,332 | 2.7 |

SOURCE: Utah Ambulatory Surgery Database

Utah Health Data Committee/Office of Health Care Statistics.

Reportable* excludes codes in the former "Other" category and CPT blood draw codes in previous reports.

AMB ST 1-2
UTAH HOSPITAL AND FREESTANDING AMBULATORY SURGERY CENTER (FASC) UTILIZATION AND CHARGE PROFILE OF OUTPATIENT SURGERY, 2005
MOST COMMONLY PERFORMED CPT-4 AND ICD-9 REPORTABLE* PROCEDURES

118 Alta View Hospital

| ICD-9 CODE | ICD-9 DESCRIPTION | # | % | % ALL Hospitals |
|----------------------|-------------------------------------|-------|-----|-----------------|
| All ICD-9 Procedures | | | | |
| 4523 | COLONOSCOPY | 1,466 | 9.7 | 7.33 |
| 4516 | EGD W/CLOS BX | 1,244 | 8.3 | 5.33 |
| 4542 | ENDO POLYPECTOMY LARGE INTESTINE | 1,150 | 7.6 | 3.85 |
| 2001 | MYRINGOTOMY WITH INSERTION OF TUBE | 645 | 4.3 | 3.86 |
| 806 | EXCISION SEMILUNAR CARTILAGE KNEE | 546 | 3.6 | 1.77 |
| 4525 | CLOS [ENDO] BX LARGE INTESTINE | 468 | 3.1 | 2.58 |
| 4836 | [ENDOSCOPIC] POLYPECTOMY OF RECTUM | 397 | 2.6 | 1.17 |
| 8147 | OTHER REPAIR OF KNEE | 378 | 2.5 | 0.65 |
| 232 | RESTORATION OF TOOTH BY FILLING | 301 | 2.0 | 0.71 |
| 2341 | APPLICATION OF CROWN | 291 | 1.9 | 0.55 |
| 283 | TONSILLECTOMY WITH ADENOIDECTOMY | 234 | 1.6 | 1.73 |
| 5123 | LAPAROSCOPIC CHOLECYSTECTOMY | 212 | 1.4 | 1.93 |
| 0443 | RELEASE OF CARPAL TUNNEL | 182 | 1.2 | 1.13 |
| 1341 | PHACOEMULSIFICATION&ASPIR CATARACT | 177 | 1.2 | 1.43 |
| 4292 | DILATION OF ESOPHAGUS | 177 | 1.2 | 1.37 |
| 1371 | INSRT IOL-CATARACT EXTRACT-1 STAGE | 176 | 1.2 | 1.42 |
| 2370 | ROOT CANAL NOT OTHERWISE SPECIFIED | 166 | 1.1 | 0.43 |
| 8363 | ROTATOR CUFF REPAIR | 154 | 1.0 | 0.66 |
| 598 | URETERAL CATHETERIZATION | 152 | 1.0 | 0.49 |
| 282 | TONSILLECTOMY WITHOUT ADENOIDECTOMY | 147 | 1.0 | 0.65 |

| CPT-4 CODE | CPT-4 DESCRIPTION | # | % | % ALL Hospitals |
|----------------------|----------------------------------|-------|------|-----------------|
| All CPT-4 Procedures | | | | |
| 45380 | COLONOSCOPY FLEX; W/BX 1/MX | 1,575 | 11.9 | 5.50 |
| 45378 | COLONOSCOPY FLEX; DX-SEP PROC | 1,348 | 10.2 | 7.15 |
| 43239 | UGI ENDO; W/BX 1/MX | 1,237 | 9.3 | 5.40 |
| 29881 | SCOPE KNEE SURG;W/MENISCECT MED/ | 396 | 3.0 | 1.52 |
| 29877 | SCOPE KNEE SURG; DEBRID/SHAVE CA | 370 | 2.8 | 0.95 |
| 41899 | UNLIST PROC DENTOALVEOL STRUCTUR | 357 | 2.7 | 1.19 |
| 45385 | COLONOSCOPY FLEX; W/REMV LES-SNA | 341 | 2.6 | 1.80 |
| 69436 | TYMPANOSTOMY GENERAL ANESTHESIA | 326 | 2.5 | 2.08 |
| 47562 | LAPAROSCOPY SURGICAL; CHOLECT | 195 | 1.5 | 0.72 |
| 49505 | REPR INIT ING HERNIA 5YR/MORE; R | 161 | 1.2 | 0.95 |
| 66984 | EXTRACAPSULAR CATARACT REMV IOL | 158 | 1.2 | 1.43 |
| 42820 | T&A; UNDER AGE 12 | 157 | 1.2 | 1.38 |
| 29880 | SCOPE KNEE SURG;W/MENISCECT MED& | 150 | 1.1 | 0.37 |
| 30520 | SEPTOPLASTY/SUBMUCOS RES W/GFT | 131 | 1.0 | 0.71 |
| 42826 | TONSILLECTOMY PRIM/SEC; AGE 12/O | 130 | 1.0 | 0.54 |
| 58662 | LAP SURG; W/FULG/EXCIS LES-OVARY | 125 | 0.9 | 0.49 |
| 64721 | NEUROPLASTY; MEDIAN CARPAL TUNNE | 125 | 0.9 | 0.72 |
| 52332 | CYSTOURETHROSCOPY W/INSRT STENT | 113 | 0.9 | 0.40 |
| 20680 | REMOVAL OF IMPLANT; DEEP | 110 | 0.8 | 0.87 |
| 23120 | CLAVICULECTOMY; PARTIAL | 102 | 0.8 | 0.17 |

SOURCE: Utah Ambulatory Surgery Database

Utah Health Data Committee/Office of Health Care Statistics

Reportable* excludes codes in the former "Other" category and CPT4 blood draw codes in previous reports.

AMB ST 1-3

UTAH HOSPITAL AND FREESTANDING AMBULATORY SURGERY CENTER (FASC) UTILIZATION AND CHARGE PROFILE OF OUTPATIENT SURGERY, 2005
 AVERAGE TOTAL CHARGES FOR MOST COMMONLY PERFORMED CPT-4 AND ICD-9 REPORTABLE* PROCEDURES, SINGLE ICD-9 OR CPT-4 ONLY

118 Alta View Hospital

| ICD-9 CODE | ICD-9 DESCRIPTION | # | AVE TOT CHRG | AVE TOT CHRG(ALL Hospitals) |
|------------------|-------------------------------------|-------|--------------|------------------------------|
| ICD-9 Procedures | | 6,514 | \$1,929 | \$2,879 |
| 4523 | COLONOSCOPY | 1,244 | \$697 | \$903 |
| 4542 | ENDO POLYPECTOMY LARGE INTESTINE | 749 | \$913 | \$1,238 |
| 4516 | EGD W/CLOS BX | 628 | \$910 | \$1,210 |
| 4525 | CLOS [ENDO] BX LARGE INTESTINE | 226 | \$1,047 | \$1,300 |
| 283 | TONSILLECTOMY WITH ADENOIDECTOMY | 216 | \$1,407 | \$1,976 |
| 5123 | LAPAROSCOPIC CHOLECYSTECTOMY | 197 | \$4,079 | \$5,675 |
| 4836 | [ENDOSCOPIC] POLYPECTOMY OF RECTUM | 151 | \$855 | \$1,195 |
| 0443 | RELEASE OF CARPAL TUNNEL | 123 | \$1,727 | \$1,948 |
| 282 | TONSILLECTOMY WITHOUT ADENOIDECTOMY | 121 | \$1,444 | \$2,177 |
| 6952 | ASPIRATION CURET FOLLOWING DELIV/AB | 120 | \$1,526 | \$2,176 |
| 8221 | EXCISION LESION TENDON SHEATH HAND | 81 | \$1,457 | \$2,062 |
| 5304 | UNILAT REPR INDIRECT ING HERN-GFT | 80 | \$2,467 | \$3,549 |
| 4495 | LAP GASTRIC RESTRICTIVE PROC | 66 | \$9,397 | \$11,462 |
| 806 | EXCISION SEMILUNAR CARTILAGE KNEE | 66 | \$2,699 | \$3,682 |
| 4513 | OTHER ENDOSCOPY OF SMALL INTESTINE | 64 | \$1,006 | \$1,077 |
| 598 | URETERAL CATHETERIZATION | 60 | \$3,446 | \$4,845 |
| 6823 | ENDOMETRIAL ABLATION | 57 | \$3,664 | \$4,658 |
| 6629 | OTH BIL ENDO DESTRUC FALLOP TUBES | 51 | \$2,332 | \$3,429 |
| 8201 | EXPLORATION TENDON SHEATH HAND | 50 | \$1,453 | \$1,857 |
| 7867 | REMOVAL IMPL DEVICE FROM TIBIA&FIB | 48 | \$1,481 | \$2,461 |

| CPT-4 CODE | CPT-4 DESCRIPTION | # | AVE TOT CHRG | AVE TOT CHRG(ALL Hospitals) |
|------------------|----------------------------------|-------|--------------|------------------------------|
| CPT-4 Procedures | | 7,090 | \$1,797 | \$2,664 |
| 45378 | COLONOSCOPY FLEX; DX-SEP PROC | 1,133 | \$693 | \$907 |
| 45380 | COLONOSCOPY FLEX; W/BX 1/MX | 1,121 | \$929 | \$1,227 |
| 43239 | UGI ENDO; W/BX 1/MX | 625 | \$908 | \$1,205 |
| 41899 | UNLIST PROC DENTOALVEOL STRUCTUR | 346 | \$1,704 | \$2,357 |
| 69436 | TYMPANOSTOMY GENERAL ANESTHESIA | 254 | \$617 | \$1,069 |
| 47562 | LAPAROSCOPY SURGICAL; CHOLECT | 185 | \$4,034 | \$5,216 |
| 66984 | EXTRACAPSULAR CATARACT REMV IOL | 156 | \$3,339 | \$2,926 |
| 42820 | T&A; UNDER AGE 12 | 146 | \$1,295 | \$1,897 |
| 49505 | REPR INIT ING HERNIA 5YR/MORE; R | 141 | \$2,792 | \$3,442 |
| 64721 | NEUROPLASTY; MEDIAN CARPAL TUNNE | 109 | \$1,678 | \$1,939 |
| 42826 | TONSILLECTOMY PRIM/SEC; AGE 12/O | 107 | \$1,456 | \$2,223 |
| 45385 | COLONOSCOPY FLEX; W/REMV LES-SNA | 103 | \$994 | \$1,353 |
| 29881 | SCOPE KNEE SURG;W/MENISCECT MED/ | 81 | \$2,767 | \$3,661 |
| 20680 | REMOVAL OF IMPLANT; DEEP | 79 | \$1,568 | \$2,573 |
| 43659 | UNLISTED LAPAROSCOPY PROC STOMAC | 73 | \$8,865 | \$11,004 |
| 42821 | T&A; AGE 12 OR OVER | 70 | \$1,646 | \$2,175 |
| 64483 | INJ ANES EPIDURL; LUMB/SAC 1 LEV | 68 | \$1,062 | \$1,123 |
| G0121 | COLOREC CNCR SCR;COLNSCPY NO HI | 59 | \$701 | \$670 |
| 58353 | ENDOMET ABLAT THERM W/O SCOPE GU | 49 | \$3,613 | \$3,988 |
| 58662 | LAP SURG; W/FULG/EXCIS LES-OVARY | 48 | \$2,340 | \$4,310 |

SOURCE: Utah Ambulatory Surgery Database
 Reportable* excludes codes in the former "Other" category and CPT4 blood draw codes in previous reports.

AMB ST 1-4
UTAH HOSPITAL AND FREESTANDING AMBULATORY SURGERY CENTER (FASC) UTILIZATION AND CHARGE PROFILE OF OUTPATIENT SURGERY, 2005
PROCEDURE APG CATEGORY, PROCEDURE APG, BASED ON REPORTABLE* CPT-4 PROCEDURES

118 Alta View Hospital

| Procedure APG category | | TOTAL # | TOTAL # (ALL Hospitals) |
|------------------------|---|---------|-------------------------|
| Procedure APG | | | |
| 01 | INTEGUMENTARY SYSTEM | 163 | 9,625 |
| | 003 COMPLEX INCISION AND DRAINAGE | 6 | 93 |
| | 004 SIMPLE INCISION AND DRAINAGE | 5 | 36 |
| | 006 SIMPLE DEBRIDEMENT AND DESTRUCTION | 4 | 163 |
| | 007 COMPLEX EXCISION, BIOPSY AND DEBRIDEMENT | 53 | 1,172 |
| | 008 SIMPLE EXCISION AND BIOPSY | 26 | 975 |
| | 009 COMPLEX SKIN REPAIRS INCL INTEGUMENT GRAFTS, TRANSFER & REARRANGE | 3 | 1,274 |
| | 011 SIMPLE INCISION AND EXCISION OF BREAST | 56 | 2,672 |
| | 012 BREAST RECONSTRUCTION AND MASTECTOMY | 10 | 461 |
| 02 | MUSCULOSKELETAL SYSTEM | 3,153 | 55,271 |
| | 021 COMPLEX MUSCULOSKELETAL PROCEDURES EXCLUDING HAND AND FOOT | 399 | 6,574 |
| | 022 SIMPLE MUSCULOSKELETAL PROCEDURES EXCLUDING HAND AND FOOT | 106 | 2,116 |
| | 023 COMPLEX HAND AND FOOT MUSCULOSKELETAL PROCEDURES | 71 | 1,982 |
| | 024 SIMPLE HAND AND FOOT MUSCULOSKELETAL PROCEDURES | 636 | 11,501 |
| | 025 ARTHROSCOPY | 1,529 | 23,586 |
| | 026 REPLACEMENT OF CAST | 1 | 80 |
| | 027 SPLINT, STRAPPING AND CAST REMOVAL | 1 | 103 |
| | 028 CLOSED TREATMENT FX & DISLOCATION OF FINGER, TOE & TRUNK | 2 | 56 |
| | 029 CLOSED TREATMENT FX & DISLOCATION EXC FINGER, TOE & TRUNK | 27 | 610 |
| | 030 OPEN OR PERCUTANEOUS TREATMENT OF FRACTURES | 212 | 4,047 |
| | 031 BONE OR JOINT MANIPULATION UNDER ANESTHESIA | 10 | 429 |
| | 032 BUNION PROCEDURES | 113 | 1,497 |
| | 033 ARTHROPLASTY | 10 | 534 |
| | 034 HAND AND FOOT TENOTOMY | 10 | 275 |
| | 035 ARTHROCENTESIS AND LIGAMENT OR TENDON INJECTION | 26 | 1,881 |
| 03 | RESPIRATORY SYSTEM | 153 | 7,516 |
| | 053 COMPLEX ENDOSCOPY OF THE UPPER AIRWAY | 127 | 4,668 |
| | 054 SIMPLE ENDOSCOPY OF THE UPPER AIRWAY | 3 | 343 |
| | 055 ENDOSCOPY OF THE LOWER AIRWAY | 23 | 1,784 |
| 04 | CARDIOVASCULAR SYSTEM | 49 | 31,224 |
| | 077 ANGIOPLASTY AND TRANSCATHETER PROCEDURES | 30 | 2,087 |
| | 080 MINOR VASCULAR REPAIR AND FISTULA CONSTRUCTION | 5 | 743 |
| | 081 SECONDARY VARICOSE VEINS AND VASCULAR INJECTION | 3 | 415 |
| | 082 VASCULAR LIGATION | 10 | 540 |
| | 083 RESUSCITATION AND CARDIOVERSION | 1 | 15 |
| 05 | HEMATOLOGIC, LYMPHATIC, AND ENDOCRINE | 53 | 2,858 |
| | 092 CHEMOTHERAPY EXCEPT BY EXTENDED INFUSION | 1 | 11 |
| | 095 DEEP LYMPH STRUCTURE AND THYROID PROCEDURES | 52 | 1,920 |
| 06 | DIGESTIVE SYSTEM | 6,152 | 103,000 |
| | 112 ESOPHAGEAL DILATION WITHOUT ENDOSCOPY | 57 | 1,254 |
| | 113 ANOSCOPY WITH BIOPSY AND DIAGNOSTIC PROCTOSIGMOIDOSCOPY | 15 | 683 |
| | 114 PROCTOSIGMOIDOSCOPY WITH EXCISION OR BIOPSY | 13 | 445 |
| | 115 DIAGNOSTIC UPPER GI ENDOSCOPY OR INTUBATION | 1,311 | 20,979 |
| | 116 THERAPEUTIC UPPER GI ENDOSCOPY OR INTUBATION | 202 | 5,802 |
| | 117 LOWER GASTROINTESTINAL ENDOSCOPY | 3,418 | 47,252 |
| | 118 ERCP AND MISCELLANEOUS GI ENDOSCOPY PROCEDURES | 22 | 1,917 |

AMB ST 1-4

UTAH HOSPITAL AND FREESTANDING AMBULATORY SURGERY CENTER (FASC) UTILIZATION AND CHARGE PROFILE OF OUTPATIENT SURGERY, 2005
 PROCEDURE APG CATEGORY, PROCEDURE APG, BASED ON REPORTABLE* CPT-4 PROCEDURES

118 Alta View Hospital

| procedure APG category | procedure APG | TOTAL # | TOTAL # (ALL Hospitals) |
|------------------------|--|---------|-------------------------|
| | 119 HERNIA AND HYDROCELE PROCEDURES | 338 | 7,107 |
| | 120 COMPLEX ANAL AND RECTAL PROCEDURES | 23 | 966 |
| | 121 SIMPLE ANAL AND RECTAL PROCEDURES | 4 | 565 |
| | 122 MISCELLANEOUS ABDOMINAL PROCEDURES | 10 | 490 |
| | 123 COMPLEX LAPAROSCOPIC PROCEDURES | 653 | 14,888 |
| | 124 SIMPLE LAPAROSCOPIC PROCEDURES | 86 | 244 |
| 07 | URINARY SYSTEM | 449 | 7,371 |
| | 131 RENAL EXTRACORPOREAL SHOCK WAVE LITHOTRIPSY | 36 | 766 |
| | 133 URINARY CATHETERIZATION AND DILATATION | 12 | 399 |
| | 134 COMPLEX CYSTOURETHROSCOPY AND LITHOLAPAXY | 281 | 3,433 |
| | 135 MODERATE CYSTOURETHROSCOPY | 90 | 1,850 |
| | 136 SIMPLE CYSTOURETHROSCOPY | 24 | 617 |
| | 137 COMPLEX URETHRAL PROCEDURES | 3 | 156 |
| | 138 SIMPLE URETHRAL PROCEDURES | 3 | 149 |
| 08 | MALE GENITAL SYSTEM | 112 | 2,798 |
| | 151 TESTICULAR AND EPIDIDYMAL PROCEDURES | 62 | 1,409 |
| | 152 INSERTION OF PENILE PROSTHESIS | 2 | 85 |
| | 153 COMPLEX PENILE PROCEDURES | 1 | 415 |
| | 154 SIMPLE PENILE PROCEDURES | 13 | 711 |
| | 155 PROSTATE NEEDLE AND PUNCH BIOPSY | 34 | 178 |
| 09 | FEMALE GENITAL SYSTEM | 296 | 6,527 |
| | 176 COMPLEX FEMALE REPRODUCTIVE PROCEDURES | 115 | 1,506 |
| | 177 SIMPLE FEMALE REPRODUCTIVE PROCEDURES | 68 | 1,484 |
| | 178 DILATION AND CURETTAGE | 60 | 663 |
| | 179 HYSTEROSCOPY | 50 | 2,678 |
| | 180 COLPOSCOPY | 3 | 196 |
| 10 | NERVOUS SYSTEM | 642 | 27,778 |
| | 195 NERVOUS SYSTEM INJECTIONS, STIMULATIONS OR CRANIAL TAP | 315 | 21,371 |
| | 196 REVISION AND REMOVAL OF NEUROLOGICAL DEVICE | 20 | 229 |
| | 197 NEUROSTIMULATOR AND VENTRICULAR SHUNT IMPLANTATION | 62 | 776 |
| | 198 NERVE REPAIR AND DESTRUCTION | 245 | 4,700 |
| 11 | EYE AND OCULAR ADNEXA | 230 | 11,487 |
| | 214 CATARACT PROCEDURES | 178 | 4,675 |
| | 215 COMPLEX ANTERIOR SEGMENT EYE PROCEDURES | 5 | 528 |
| | 216 MODERATE ANTERIOR SEGMENT EYE PROCEDURES | 15 | 322 |
| | 220 STRABISMUS AND MUSCLE EYE PROCEDURES | 1 | 905 |
| | 221 COMPLEX REPAIR AND PLASTIC PROCEDURES OF EYE | 24 | 787 |
| | 222 SIMPLE REPAIR AND PLASTIC PROCEDURES OF EYE | 5 | 630 |
| | 223 VITRECTOMY | 2 | 1,675 |
| 12 | FACIAL, EAR, NOSE, MOUTH AND THROAT | 1,615 | 28,941 |
| | 233 NASAL CAUTERIZATION AND PACKING | 2 | 204 |
| | 234 COMPLEX FACIAL AND ENT PROCEDURES | 218 | 5,313 |
| | 235 SIMPLE FACIAL AND ENT PROCEDURES | 942 | 14,825 |
| | 236 TONSIL AND ADENOID PROCEDURES | 453 | 8,558 |
| 13 | THERAPEUTIC AND OTHER RADIOLOGICAL PROCEDURES | 5 | 3,489 |
| | 254 MYELOGRAPHY | 5 | 307 |

AMB ST 1-4
UTAH HOSPITAL AND FREESTANDING AMBULATORY SURGERY CENTER (FASC) UTILIZATION AND CHARGE PROFILE OF OUTPATIENT SURGERY, 2005
PROCEDURE APG CATEGORY, PROCEDURE APG, BASED ON REPORTABLE* CPT-4 PROCEDURES

118 Alta View Hospital

| procedure APG category | TOTAL # | TOTAL # (ALL Hospitals) |
|---|---------|-------------------------|
| procedure APG | | |
| 14 PHYSICAL MEDICINE AND REHABILITATION | 3 | 8 |
| 272 PHYSICAL THERAPY | 3 | 8 |

SOURCE: Utah Ambulatory Surgery Database
 Utah Health Data Committee/Office of Health Care Statistics
 Reportable* excludes codes in the former "Other" category and CPT blood draw codes in previous reports.

AMB ST 1-5
UTAH HOSPITAL AND FREESTANDING AMBULATORY SURGERY CENTER (FASC) UTILIZATION AND CHARGE PROFILE OF OUTPATIENT SURGERY, 2005
PROCEDURE APG CATEGORY, PROCEDURE APG, SINGLE APG ONLY
BASED ON REPORTABLE* CPT-4 PROCEDURES

118 Alta View Hospital

| Procedure APG category | Procedure APG | TOTAL # | AVE TOT CHR | AVE TOT CHR(ALL Hospitals) |
|------------------------|---|---------|-------------|-----------------------------|
| 01 | INTEGUMENTARY SYSTEM | 111 | \$2,041 | \$2,720 |
| | 003 COMPLEX INCISION AND DRAINAGE | 1 | \$1,674 | \$3,617 |
| | 004 SIMPLE INCISION AND DRAINAGE | 5 | \$1,665 | \$2,404 |
| | 006 SIMPLE DEBRIDEMENT AND DESTRUCTION | 3 | \$1,432 | \$2,265 |
| | 007 COMPLEX EXCISION, BIOPSY AND DEBRIDEMENT | 37 | \$1,717 | \$2,947 |
| | 008 SIMPLE EXCISION AND BIOPSY | 12 | \$1,540 | \$2,811 |
| | 009 COMPLEX SKIN REPAIRS INCL INTEGUMENT GRAFTS, TRANSFER & REARRAN | 1 | \$3,160 | \$3,441 |
| | 011 SIMPLE INCISION AND EXCISION OF BREAST | 46 | \$2,211 | \$2,717 |
| | 012 BREAST RECONSTRUCTION AND MASTECTOMY | 6 | \$4,227 | \$4,527 |
| 02 | MUSCULOSKELETAL SYSTEM | 981 | \$2,582 | \$3,739 |
| | 021 COMPLEX MUSCULOSKELETAL PROCEDURES EXCLUDING HAND AND FOOT | 79 | \$3,343 | \$5,677 |
| | 022 SIMPLE MUSCULOSKELETAL PROCEDURES EXCLUDING HAND AND FOOT | 26 | \$2,325 | \$3,550 |
| | 023 COMPLEX HAND AND FOOT MUSCULOSKELETAL PROCEDURES | 24 | \$3,822 | \$4,293 |
| | 024 SIMPLE HAND AND FOOT MUSCULOSKELETAL PROCEDURES | 335 | \$1,682 | \$2,497 |
| | 025 ARTHROSCOPY | 261 | \$3,082 | \$4,162 |
| | 028 CLOSED TREATMENT FX & DISLOCATION OF FINGER, TOE & TRUNK | 1 | \$1,237 | \$2,328 |
| | 029 CLOSED TREATMENT FX & DISLOCATION EXC FINGER, TOE & TRUNK | 15 | \$3,155 | \$2,873 |
| | 030 OPEN OR PERCUTANEOUS TREATMENT OF FRACTURES | 165 | \$3,044 | \$4,697 |
| | 031 BONE OR JOINT MANIPULATION UNDER ANESTHESIA | 4 | \$2,240 | \$2,274 |
| | 032 BUNION PROCEDURES | 66 | \$2,630 | \$3,289 |
| | 033 ARTHROPLASTY | 4 | \$3,633 | \$5,262 |
| | 034 HAND AND FOOT TENOTOMY | 1 | \$1,052 | \$2,079 |
| 03 | RESPIRATORY SYSTEM | 38 | \$1,971 | \$1,861 |
| | 053 COMPLEX ENDOSCOPY OF THE UPPER AIRWAY | 21 | \$2,117 | \$3,101 |
| | 054 SIMPLE ENDOSCOPY OF THE UPPER AIRWAY | 2 | \$1,695 | \$1,025 |
| | 055 ENDOSCOPY OF THE LOWER AIRWAY | 15 | \$1,802 | \$2,026 |
| 04 | CARDIOVASCULAR SYSTEM | 4 | \$3,108 | \$11,714 |
| | 077 ANGIOPLASTY AND TRANSCATHETER PROCEDURES | 1 | \$4,188 | \$18,442 |
| | 081 SECONDARY VARICOSE VEINS AND VASCULAR INJECTION | 1 | \$24 | \$12,911 |
| | 082 VASCULAR LIGATION | 2 | \$4,110 | \$4,974 |
| 05 | HEMATOLOGIC, LYMPHATIC, AND ENDOCRINE | 41 | \$3,366 | \$4,419 |
| | 095 DEEP LYMPH STRUCTURE AND THYROID PROCEDURES | 41 | \$3,366 | \$4,406 |
| 06 | DIGESTIVE SYSTEM | 3,925 | \$1,401 | \$1,962 |
| | 113 ANOSCOPY WITH BIOPSY AND DIAGNOSTIC PROCTOSIGMOIDOSCOPY | 10 | \$673 | \$984 |
| | 114 PROCTOSIGMOIDOSCOPY WITH EXCISION OR BIOPSY | 5 | \$706 | \$1,169 |
| | 115 DIAGNOSTIC UPPER GI ENDOSCOPY OR INTUBATION | 671 | \$903 | \$1,165 |
| | 116 THERAPEUTIC UPPER GI ENDOSCOPY OR INTUBATION | 42 | \$1,334 | \$1,658 |
| | 117 LOWER GASTROINTESTINAL ENDOSCOPY | 2,449 | \$818 | \$1,067 |
| | 118 ERCP AND MISCELLANEOUS GI ENDOSCOPY PROCEDURES | 7 | \$3,212 | \$3,503 |
| | 119 HERNIA AND HYDROCELE PROCEDURES | 234 | \$2,587 | \$3,280 |
| | 120 COMPLEX ANAL AND RECTAL PROCEDURES | 21 | \$2,016 | \$2,685 |
| | 121 SIMPLE ANAL AND RECTAL PROCEDURES | 3 | \$1,562 | \$1,870 |
| | 122 MISCELLANEOUS ABDOMINAL PROCEDURES | 5 | \$2,224 | \$2,977 |
| | 123 COMPLEX LAPAROSCOPIC PROCEDURES | 405 | \$3,678 | \$5,679 |
| | 124 SIMPLE LAPAROSCOPIC PROCEDURES | 73 | \$8,865 | \$9,924 |

AMB ST 1-5
UTAH HOSPITAL AND FREESTANDING AMBULATORY SURGERY CENTER (FASC) UTILIZATION AND CHARGE PROFILE OF OUTPATIENT SURGERY, 2005
PROCEDURE APG CATEGORY, PROCEDURE APG, SINGLE APG ONLY
BASED ON REPORTABLE* CPT-4 PROCEDURES

118 Alta View Hospital

| procedure APG category | Procedure APG | TOTAL # | AVE TOT CHRG | AVE TOT CHRG(ALL Hospitals) |
|------------------------|--|---------|--------------|------------------------------|
| 07 | URINARY SYSTEM | 89 | \$2,353 | \$4,153 |
| | 133 URINARY CATHETERIZATION AND DILATATION | 3 | \$1,790 | \$3,375 |
| | 134 COMPLEX CYSTOURETHROSCOPY AND LITHOLAPAXY | 42 | \$2,966 | \$4,141 |
| | 135 MODERATE CYSTOURETHROSCOPY | 34 | \$1,786 | \$3,140 |
| | 136 SIMPLE CYSTOURETHROSCOPY | 8 | \$1,449 | \$2,217 |
| | 138 SIMPLE URETHRAL PROCEDURES | 2 | \$3,572 | \$1,708 |
| 08 | MALE GENITAL SYSTEM | 81 | \$3,337 | \$3,036 |
| | 151 TESTICULAR AND EPIDIDYMAL PROCEDURES | 35 | \$1,940 | \$2,586 |
| | 152 INSERTION OF PENILE PROSTHESIS | 2 | \$13,697 | \$16,730 |
| | 153 COMPLEX PENILE PROCEDURES | 1 | \$2,697 | \$3,166 |
| | 154 SIMPLE PENILE PROCEDURES | 12 | \$1,433 | \$1,905 |
| | 155 PROSTATE NEEDLE AND PUNCH BIOPSY | 31 | \$5,005 | \$3,040 |
| 09 | FEMALE GENITAL SYSTEM | 157 | \$2,810 | \$3,633 |
| | 176 COMPLEX FEMALE REPRODUCTIVE PROCEDURES | 72 | \$3,683 | \$4,657 |
| | 177 SIMPLE FEMALE REPRODUCTIVE PROCEDURES | 19 | \$1,701 | \$2,716 |
| | 178 DILATION AND CURETTAGE | 40 | \$1,971 | \$2,156 |
| | 179 HYSTEROSCOPY | 25 | \$2,544 | \$4,046 |
| | 180 COLPOSCOPY | 1 | \$1,276 | \$1,802 |
| 10 | NERVOUS SYSTEM | 251 | \$2,232 | \$1,539 |
| | 195 NERVOUS SYSTEM INJECTIONS, STIMULATIONS OR CRANIAL TAP | 102 | \$1,053 | \$994 |
| | 196 REVISION AND REMOVAL OF NEUROLOGICAL DEVICE | 6 | \$6,291 | \$5,892 |
| | 197 NEUROSTIMULATOR AND VENTRICULAR SHUNT IMPLANTATION | 10 | \$13,571 | \$20,573 |
| | 198 NERVE REPAIR AND DESTRUCTION | 133 | \$2,101 | \$2,246 |
| 11 | EYE AND OCULAR ADNEXA | 211 | \$3,282 | \$2,803 |
| | 214 CATARACT PROCEDURES | 173 | \$3,337 | \$2,930 |
| | 215 COMPLEX ANTERIOR SEGMENT EYE PROCEDURES | 3 | \$2,090 | \$2,675 |
| | 216 MODERATE ANTERIOR SEGMENT EYE PROCEDURES | 13 | \$2,230 | \$2,211 |
| | 220 STRABISMUS AND MUSCLE EYE PROCEDURES | 1 | \$2,406 | \$2,332 |
| | 221 COMPLEX REPAIR AND PLASTIC PROCEDURES OF EYE | 19 | \$3,834 | \$3,502 |
| | 222 SIMPLE REPAIR AND PLASTIC PROCEDURES OF EYE | 2 | \$2,365 | \$2,026 |
| 12 | FACIAL, EAR, NOSE, MOUTH AND THROAT | 1,091 | \$1,369 | \$2,232 |
| | 233 NASAL CAUTERIZATION AND PACKING | 1 | \$2,313 | \$2,648 |
| | 234 COMPLEX FACIAL AND ENT PROCEDURES | 54 | \$2,510 | \$4,546 |
| | 235 SIMPLE FACIAL AND ENT PROCEDURES | 686 | \$1,256 | \$1,623 |
| | 236 TONSIL AND ADENOID PROCEDURES | 350 | \$1,414 | \$2,001 |

SOURCE: Utah Ambulatory Surgery Database
Utah Health Data Committee/Office of Health Care Statistics
Reportable* excludes codes in the former "Other" category and CPT blood draw codes in previous reports.

AMB ST 1-6
UTAH HOSPITAL AND FREESTANDING AMBULATORY SURGERY CENTER (FASC) UTILIZATION AND CHARGE PROFILE OF OUTPATIENT SURGERY, 2005
NUMBER OF SELECTED AMBULATORY SURGERY PATIENT VISITS BY PATIENT PROFILE

118 Alta View Hospital

| Patient Profile | Patient Visits | | Patient Visits-All Hospitals | |
|----------------------------|----------------|------|------------------------------|------|
| | (#) | (%) | (#) | (%) |
| GENDER | | | | |
| Female | 5,657 | 55.8 | 121,269 | 54.3 |
| Male | 4,473 | 44.2 | 101,991 | 45.7 |
| Unknown | 0 | 0.0 | 13 | 0.0 |
| Not Reported | 0 | 0.0 | 5 | 0.0 |
| AGE | | | | |
| 1-28 days | 0 | 0.0 | 469 | 0.2 |
| 29-365 days | 87 | 0.9 | 3,008 | 1.3 |
| 1-4 years | 546 | 5.4 | 10,999 | 4.9 |
| 5-9 | 247 | 2.4 | 6,321 | 2.8 |
| 10-14 | 157 | 1.5 | 4,532 | 2.0 |
| 15-17 | 187 | 1.8 | 4,858 | 2.2 |
| 18-19 | 178 | 1.8 | 3,511 | 1.6 |
| 20-24 | 530 | 5.2 | 10,616 | 4.8 |
| 25-29 | 612 | 6.0 | 12,207 | 5.5 |
| 30-34 | 612 | 6.0 | 11,660 | 5.2 |
| 35-39 | 615 | 6.1 | 11,852 | 5.3 |
| 40-44 | 708 | 7.0 | 14,382 | 6.4 |
| 45-49 | 826 | 8.2 | 17,465 | 7.8 |
| 50-54 | 1,375 | 13.6 | 24,332 | 10.9 |
| 55-59 | 1,104 | 10.9 | 20,472 | 9.2 |
| 60-64 | 850 | 8.4 | 17,241 | 7.7 |
| 65-69 | 577 | 5.7 | 15,102 | 6.8 |
| 70-74 | 405 | 4.0 | 12,741 | 5.7 |
| 75-79 | 269 | 2.7 | 10,692 | 4.8 |
| 80-84 | 161 | 1.6 | 6,850 | 3.1 |
| 85-89 | 68 | 0.7 | 3,124 | 1.4 |
| 90 + | 16 | 0.2 | 842 | 0.4 |
| Not Reported | 0 | 0.0 | 471 | 0.2 |
| SOURCE OF ADMISSION | | | | |
| Physician Referral | 9,918 | 97.9 | 197,732 | 88.6 |
| Clinic Referral | 6 | 0.1 | 511 | 0.2 |
| HMO Referral | 0 | 0.0 | 3,452 | 1.5 |
| Other Hospital | 2 | 0.0 | 121 | 0.1 |
| Skilled Nursing Facility | 0 | 0.0 | 19 | 0.0 |
| Other Health Care Facility | 1 | 0.0 | 36 | 0.0 |
| Emergency Room | 203 | 2.0 | 4,092 | 1.8 |
| Court/Law Enforcement | 0 | 0.0 | 0 | 0.0 |
| Unknown | 0 | 0.0 | 7 | 0.0 |
| Not Reported | 0 | 0.0 | 17,308 | 7.8 |

(Continued)

AMB ST 1-6
UTAH HOSPITAL AND FREESTANDING AMBULATORY SURGERY CENTER (FASC) UTILIZATION AND CHARGE PROFILE OF OUTPATIENT SURGERY, 2005
NUMBER OF SELECTED AMBULATORY SURGERY PATIENT VISITS BY PATIENT PROFILE

118 Alta View Hospital

| Patient Profile | Patient Visits | | Patient Visits-All Hospitals | |
|---|----------------|------|------------------------------|------|
| | (#) | (%) | (#) | (%) |
| DISCHARGE STATUS | | | | |
| Home or Self Care | 10,119 | 99.9 | 222,736 | 99.8 |
| Another Hospital | 2 | 0.0 | 119 | 0.1 |
| Skilled Nursing Facility | 2 | 0.0 | 104 | 0.0 |
| Intermediate Care Facility | 0 | 0.0 | 9 | 0.0 |
| Another Type of Institution | 0 | 0.0 | 26 | 0.0 |
| Under Care of Home Service | 7 | 0.1 | 191 | 0.1 |
| Left Against Medical Advice | 0 | 0.0 | 24 | 0.0 |
| Under Care of Home IV Provider | 0 | 0.0 | 11 | 0.0 |
| Expired | 0 | 0.0 | 12 | 0.0 |
| Unknown | 0 | 0.0 | 46 | 0.0 |
| Not Reported | 0 | 0.0 | 0 | 0.0 |
| PRIMARY PAYER | | | | |
| Medicare | 1,408 | 13.9 | 49,290 | 22.1 |
| Medicaid | 377 | 3.7 | 14,728 | 6.6 |
| Other government | 163 | 1.6 | 5,443 | 2.4 |
| Blue Cross/Blue Shield | 274 | 2.7 | 29,900 | 13.4 |
| Other Commercial | 511 | 5.0 | 14,398 | 6.4 |
| Managed Care(HMO, PPO) | 7,101 | 70.1 | 101,684 | 45.5 |
| Self Pay | 70 | 0.7 | 2,175 | 1.0 |
| Industrial & Worker Comp | 120 | 1.2 | 4,017 | 1.8 |
| Charity and Unclassified | 3 | 0.0 | 206 | 0.1 |
| Childrens Health Insurance | 13 | 0.1 | 197 | 0.1 |
| Unknown | 90 | 0.9 | 1,148 | 0.5 |
| Not Reported | 0 | 0.0 | 92 | 0.0 |
| LOCAL HEALTH DISTRICT OF PATIENT RESIDENCE | | | | |
| Bear River | 28 | 0.3 | 15,256 | 6.8 |
| Central Utah | 26 | 0.3 | 8,217 | 3.7 |
| Davis County | 146 | 1.4 | 22,608 | 10.1 |
| Salt Lake County | 9,267 | 91.5 | 78,843 | 35.3 |
| Southeastern Utah | 13 | 0.1 | 5,233 | 2.3 |
| Southwest Utah | 22 | 0.2 | 12,333 | 5.5 |
| Summit County | 72 | 0.7 | 3,135 | 1.4 |
| Tooele County | 95 | 0.9 | 4,296 | 1.9 |
| Tri-County | 22 | 0.2 | 5,769 | 2.6 |
| Utah County | 282 | 2.8 | 35,901 | 16.1 |
| Wasatch County | 25 | 0.2 | 1,724 | 0.8 |
| Weber County | 24 | 0.2 | 20,598 | 9.2 |
| Unknown Utah | 2 | 0.0 | 49 | 0.0 |
| Outside Utah | 104 | 1.0 | 9,153 | 4.1 |
| Unknown, Not Reported | 2 | 0.0 | 163 | 0.1 |

SOURCE: Utah Ambulatory Surgery Database,
Utah Health Data Committee/Office of Health Care Statistics.

AMB ST 1-1
UTAH HOSPITAL AND FREESTANDING AMBULATORY SURGERY CENTER (FASC) UTILIZATION AND CHARGE PROFILE OF OUTPATIENT SURGERY, 2005
NUMBER OF CPT-4 AND ICD-9 REPORTABLE* PROCEDURES BY SELECTED AMBULATORY SURGERY REPORTING CATEGORY

136 American Fork Hospital

| | Procedures Performed | | Procedures Performed-All Hospitals | |
|--|----------------------|-------|------------------------------------|-------|
| | (#) | (%) | (#) | (%) |
| Reporting Category(ICD-9-CM CODES) | 12,867 | 100.0 | 319,528 | 100.0 |
| Mastectomy (85.0-85.99) | 270 | 2.1 | 7,251 | 2.3 |
| Musculoskeletal (76.0-84.99) | 2,664 | 20.7 | 62,442 | 19.5 |
| Respiratory (30.0-34.99) | 26 | 0.2 | 3,352 | 1.0 |
| Cardiovascular (35.0-39.99) | 97 | 0.8 | 16,471 | 5.2 |
| Lymphatic/Hemetic (40.0-41.99) | 54 | 0.4 | 2,955 | 0.9 |
| Digestive System (42.0-54.99) | 5,258 | 40.9 | 105,537 | 33.0 |
| Urinary (55.0-59.99) | 194 | 1.5 | 8,250 | 2.6 |
| Male Genital (60.0-64.99) | 136 | 1.1 | 3,729 | 1.2 |
| Female Genital (65.0-71.99) | 959 | 7.5 | 14,736 | 4.6 |
| Endocrine/Nervous (01.0-07.99) | 870 | 6.8 | 30,031 | 9.4 |
| Eye (08.0-16.99) | 434 | 3.4 | 19,655 | 6.2 |
| Ear (18.0-20.99) | 1,096 | 8.5 | 15,107 | 4.7 |
| Nose, Mouth, Pharynx (21.0-29.99) | 809 | 6.3 | 30,012 | 9.4 |
| Reporting Category(CPT-4 CODES) | 11,547 | 100.0 | 307,031 | 100.0 |
| Mastectomy (19120-19220) | 96 | 0.8 | 3,138 | 1.0 |
| Musculoskeletal (20000-29909) | 3,250 | 28.1 | 61,634 | 20.1 |
| Respiratory (30000-32999 & 39501-39599) | 237 | 2.1 | 13,104 | 4.3 |
| Cardiovascular (33010-37799 & 93501-93660) | 188 | 1.6 | 37,099 | 12.1 |
| Lymphatic/Hemetic (38100-38999) | 53 | 0.5 | 2,706 | 0.9 |
| Digestive (40490-49999) | 5,461 | 47.3 | 114,818 | 37.4 |
| Urinary (50010-53899) | 220 | 1.9 | 8,591 | 2.8 |
| Male Genital (54000-55899) | 102 | 0.9 | 3,154 | 1.0 |
| Female Genital (56405-58999) | 713 | 6.2 | 11,166 | 3.6 |
| Endocrine/Nervous (60000-64999) | 439 | 3.8 | 31,549 | 10.3 |
| Eye (65091-68899) | 211 | 1.8 | 11,740 | 3.8 |
| Ear (69000-69979) | 577 | 5.0 | 8,332 | 2.7 |

SOURCE: Utah Ambulatory Surgery Database

Utah Health Data Committee/Office of Health Care Statistics.

Reportable* excludes codes in the former "Other" category and CPT blood draw codes in previous reports.

AMB ST 1-2
UTAH HOSPITAL AND FREESTANDING AMBULATORY SURGERY CENTER (FASC) UTILIZATION AND CHARGE PROFILE OF OUTPATIENT SURGERY, 2005
MOST COMMONLY PERFORMED CPT-4 AND ICD-9 REPORTABLE* PROCEDURES

136 American Fork Hospital

| ICD-9 CODE | ICD-9 DESCRIPTION | # | % | % ALL Hospitals |
|----------------------|-------------------------------------|--------|-------|-----------------|
| All ICD-9 Procedures | | 12,867 | 100.0 | 100.0 |
| 4523 | COLONOSCOPY | 1,553 | 12.1 | 7.33 |
| 2001 | MYRINGOTOMY WITH INSERTION OF TUBE | 992 | 7.7 | 3.86 |
| 4516 | EGD W/CLOS BX | 730 | 5.7 | 5.33 |
| 4542 | ENDO POLYPECTOMY LARGE INTESTINE | 595 | 4.6 | 3.85 |
| 4513 | OTHER ENDOSCOPY OF SMALL INTESTINE | 568 | 4.4 | 2.02 |
| 5123 | LAPAROSCOPIC CHOLECYSTECTOMY | 292 | 2.3 | 1.93 |
| 0443 | RELEASE OF CARPAL TUNNEL | 267 | 2.1 | 1.13 |
| 4292 | DILATION OF ESOPHAGUS | 234 | 1.8 | 1.37 |
| 283 | TONSILLECTOMY WITH ADENOIDECTOMY | 223 | 1.7 | 1.73 |
| 806 | EXCISION SEMILUNAR CARTILAGE KNEE | 194 | 1.5 | 1.77 |
| 1371 | INSRT IOL-CATARACT EXTRACT-1 STAGE | 191 | 1.5 | 1.42 |
| 1341 | PHACOEMULSIFICATION&ASPIR CATARACT | 188 | 1.5 | 1.43 |
| 0392 | INJECTION OTH AGT INTO SPINAL CANAL | 176 | 1.4 | 3.15 |
| 4836 | [ENDOSCOPIC] POLYPECTOMY OF RECTUM | 176 | 1.4 | 1.17 |
| 4525 | CLOS [ENDO] BX LARGE INTESTINE | 161 | 1.3 | 2.58 |
| 0391 | INJECTION ANES-SPINAL CANAL ANALG | 144 | 1.1 | 2.49 |
| 0407 | OTH EXC/AVUL CRANIL&PERIPH NERV | 144 | 1.1 | 0.21 |
| 6952 | ASPIRATION CURET FOLLOWING DELIV/AB | 144 | 1.1 | 0.48 |
| 7756 | REPAIR OF HAMMER TOE | 124 | 1.0 | 0.33 |
| 286 | ADENOIDECTOMY WITHOUT TONSILLECTOMY | 119 | 0.9 | 0.39 |

| CPT-4 CODE | CPT-4 DESCRIPTION | # | % | % ALL Hospitals |
|----------------------|-----------------------------------|--------|-------|-----------------|
| All CPT-4 Procedures | | 11,547 | 100.0 | 100.0 |
| 45378 | COLONOSCOPY FLEX; DX-SEP PROC | 1,503 | 13.0 | 7.15 |
| 43239 | UGI ENDO; W/BX 1/MX | 703 | 6.1 | 5.40 |
| 45380 | COLONOSCOPY FLEX; W/BX 1/MX | 533 | 4.6 | 5.50 |
| 69436 | TYMPANOSTOMY GENERAL ANESTHESIA | 504 | 4.4 | 2.08 |
| 43235 | UGI ENDO; DX W/NO CLCT SPECMN-SP | 378 | 3.3 | 1.34 |
| 45385 | COLONOSCOPY FLEX; W/REMV LES-SNA | 313 | 2.7 | 1.80 |
| 47563 | LAPARSCPY SURG; CHOLECT W/CHOLAN | 263 | 2.3 | 1.24 |
| 43249 | UGI ENDO; W/BALLOON DILAT ESOPHA | 213 | 1.8 | 0.89 |
| 29848 | ENDO WRST SURG REL TRNS CARP LIG | 199 | 1.7 | 0.33 |
| 42820 | T&A; UNDER AGE 12 | 196 | 1.7 | 1.38 |
| 66984 | EXTRACAPSULAR CATARACT REMV IOL | 191 | 1.7 | 1.43 |
| 28285 | CORRECTION HAMMERTOES | 184 | 1.6 | 0.48 |
| 29881 | SCOPE KNEE SURG;W/MENISCECT MED/ | 153 | 1.3 | 1.52 |
| 29826 | SCOPE SHOULDER; DECOMP SUBACROM | 152 | 1.3 | 0.96 |
| 28080 | EXC INTERDIGITL NEUROMA SINGLE EA | 133 | 1.2 | 0.18 |
| 58662 | LAP SURG; W/FULG/EXCIS LES-OVARY | 119 | 1.0 | 0.49 |
| 28296 | HALLUX VALGUS; W/METATARSAL OSTE | 115 | 1.0 | 0.25 |
| 42830 | ADENOIDECTOMY PRIMARY; UNDER AGE | 113 | 1.0 | 0.37 |
| 49505 | REPR INIT ING HERNIA 5YR/MORE; R | 105 | 0.9 | 0.95 |
| 44970 | LAPAROSCOPY SURGICAL APPENDECTOM | 104 | 0.9 | 0.50 |

SOURCE: Utah Ambulatory Surgery Database
 Utah Health Data Committee/Office of Health Care Statistics
 Reportable* excludes codes in the former "Other" category and CPT4 blood draw codes in previous reports.

AMB ST 1-3

UTAH HOSPITAL AND FREESTANDING AMBULATORY SURGERY CENTER (FASC) UTILIZATION AND CHARGE PROFILE OF OUTPATIENT SURGERY, 2005
 AVERAGE TOTAL CHARGES FOR MOST COMMONLY PERFORMED CPT-4 AND ICD-9 REPORTABLE* PROCEDURES, SINGLE ICD-9 OR CPT-4 ONLY

136 American Fork Hospital

| ICD-9 CODE | ICD-9 DESCRIPTION | # | AVE TOT CHR | AVE TOT CHR(ALL Hospitals) |
|------------------|-------------------------------------|-------|-------------|-----------------------------|
| ICD-9 Procedures | | 6,054 | \$1,757 | \$2,879 |
| 4523 | COLONOSCOPY | 1,307 | \$736 | \$903 |
| 4542 | ENDO POLYPECTOMY LARGE INTESTINE | 465 | \$1,104 | \$1,238 |
| 4516 | EGD W/CLOS BX | 399 | \$813 | \$1,210 |
| 4513 | OTHER ENDOSCOPY OF SMALL INTESTINE | 312 | \$809 | \$1,077 |
| 5123 | LAPAROSCOPIC CHOLECYSTECTOMY | 223 | \$3,825 | \$5,675 |
| 283 | TONSILLECTOMY WITH ADENOIDECTOMY | 189 | \$1,538 | \$1,976 |
| 0443 | RELEASE OF CARPAL TUNNEL | 182 | \$1,672 | \$1,948 |
| 6952 | ASPIRATION CURET FOLLOWING DELIV/AB | 140 | \$1,185 | \$2,176 |
| 4525 | CLOS [ENDO] BX LARGE INTESTINE | 101 | \$988 | \$1,300 |
| 4836 | [ENDOSCOPIC] POLYPECTOMY OF RECTUM | 101 | \$1,070 | \$1,195 |
| 4701 | LAPAROSCOPIC APPENDECTOMY | 87 | \$5,802 | \$7,458 |
| 282 | TONSILLECTOMY WITHOUT ADENOIDECTOMY | 81 | \$1,630 | \$2,177 |
| 8511 | CLOSED BIOPSY OF BREAST | 78 | \$399 | \$1,054 |
| 0407 | OTH EXC/AVUL CRANIL&PERIPH NERV | 73 | \$1,475 | \$2,476 |
| 806 | EXCISION SEMILUNAR CARTILAGE KNEE | 69 | \$3,171 | \$3,682 |
| 6823 | ENDOMETRIAL ABLATION | 64 | \$3,160 | \$4,658 |
| 7933 | OP REDUC W/INT FIX-CARP-METACARP | 60 | \$2,596 | \$3,612 |
| 7751 | BUNIONEC SOFT-OSTEOT 1ST METATARS | 57 | \$1,985 | \$3,122 |
| 5304 | UNILAT REPR INDIRECT ING HERN-GFT | 55 | \$2,511 | \$3,549 |
| 8201 | EXPLORATION TENDON SHEATH HAND | 49 | \$1,381 | \$1,857 |

| CPT-4 CODE | CPT-4 DESCRIPTION | # | AVE TOT CHR | AVE TOT CHR(ALL Hospitals) |
|------------------|-----------------------------------|-------|-------------|-----------------------------|
| CPT-4 Procedures | | 6,420 | \$1,667 | \$2,664 |
| 45378 | COLONOSCOPY FLEX; DX-SEP PROC | 1,262 | \$735 | \$907 |
| 45380 | COLONOSCOPY FLEX; W/BX 1/MX | 423 | \$1,043 | \$1,227 |
| 43239 | UGI ENDO; W/BX 1/MX | 396 | \$811 | \$1,205 |
| 69436 | TYMPANOSTOMY GENERAL ANESTHESIA | 371 | \$843 | \$1,069 |
| 43235 | UGI ENDO; DX W/WO CLCT SPECMN-SP | 283 | \$727 | \$1,012 |
| 45385 | COLONOSCOPY FLEX; W/REMV LES-SNA | 241 | \$1,133 | \$1,353 |
| 47563 | LAPARSCPY SURG; CHOLECT W/CHOLAN | 212 | \$3,853 | \$5,930 |
| 66984 | EXTRACAPSULAR CATARACT REMV IOL | 188 | \$2,436 | \$2,926 |
| 29848 | ENDO WRST SURG REL TRNS CARP LIG | 174 | \$1,742 | \$2,203 |
| 42820 | T&A; UNDER AGE 12 | 159 | \$1,508 | \$1,897 |
| 43249 | UGI ENDO; W/BALLOON DILAT ESOPHA | 121 | \$1,163 | \$1,471 |
| 62311 | INJ 1 NOT NEUROLYTIC-EPID; LUMB/ | 88 | \$997 | \$941 |
| 44970 | LAPAROSCOPY SURGICAL APPENDECTOM | 86 | \$5,794 | \$7,429 |
| 49505 | REPR INIT ING HERNIA 5YR/MORE; R | 85 | \$2,266 | \$3,442 |
| 42826 | TONSILLECTOMY PRIM/SEC; AGE 12/O | 73 | \$1,651 | \$2,223 |
| 29881 | SCOPE KNEE SURG;W/MENISCECT MED/ | 60 | \$3,173 | \$3,661 |
| 20680 | REMOVAL OF IMPLANT; DEEP | 58 | \$1,977 | \$2,573 |
| 28080 | EXC INTERDIGITL NEUROMA SINGLE EA | 56 | \$1,408 | \$2,134 |
| 28296 | HALLUX VALGUS; W/METATARSAL OSTE | 53 | \$1,954 | \$3,274 |
| 45330 | SIGMOIDOSCOPY FLEX; DX-SEP PROC | 45 | \$689 | \$595 |

SOURCE: Utah Ambulatory Surgery Database
 Reportable* excludes codes in the former "Other" category and CPT4 blood draw codes in previous reports.

AMB ST 1-4
UTAH HOSPITAL AND FREESTANDING AMBULATORY SURGERY CENTER (FASC) UTILIZATION AND CHARGE PROFILE OF OUTPATIENT SURGERY, 2005
PROCEDURE APG CATEGORY, PROCEDURE APG, BASED ON REPORTABLE* CPT-4 PROCEDURES

136 American Fork Hospital

| Procedure APG category | | TOTAL # | TOTAL # (ALL Hospitals) |
|------------------------|---|---------|-------------------------|
| Procedure APG | | | |
| 01 | INTEGUMENTARY SYSTEM | 249 | 9,625 |
| | 002 SUPERFICIAL NEEDLE BIOPSY AND ASPIRATION | 29 | 2,764 |
| | 003 COMPLEX INCISION AND DRAINAGE | 6 | 93 |
| | 006 SIMPLE DEBRIDEMENT AND DESTRUCTION | 6 | 163 |
| | 007 COMPLEX EXCISION, BIOPSY AND DEBRIDEMENT | 66 | 1,172 |
| | 008 SIMPLE EXCISION AND BIOPSY | 21 | 975 |
| | 009 COMPLEX SKIN REPAIRS INCL INTEGUMENT GRAFTS, TRANSFER & REARRANGE | 25 | 1,274 |
| | 011 SIMPLE INCISION AND EXCISION OF BREAST | 84 | 2,672 |
| | 012 BREAST RECONSTRUCTION AND MASTECTOMY | 12 | 461 |
| 02 | MUSCULOSKELETAL SYSTEM | 3,047 | 55,271 |
| | 021 COMPLEX MUSCULOSKELETAL PROCEDURES EXCLUDING HAND AND FOOT | 153 | 6,574 |
| | 022 SIMPLE MUSCULOSKELETAL PROCEDURES EXCLUDING HAND AND FOOT | 77 | 2,116 |
| | 023 COMPLEX HAND AND FOOT MUSCULOSKELETAL PROCEDURES | 134 | 1,982 |
| | 024 SIMPLE HAND AND FOOT MUSCULOSKELETAL PROCEDURES | 995 | 11,501 |
| | 025 ARTHROSCOPY | 1,089 | 23,586 |
| | 027 SPLINT, STRAPPING AND CAST REMOVAL | 4 | 103 |
| | 028 CLOSED TREATMENT FX & DISLOCATION OF FINGER, TOE & TRUNK | 5 | 56 |
| | 029 CLOSED TREATMENT FX & DISLOCATION EXC FINGER, TOE & TRUNK | 29 | 610 |
| | 030 OPEN OR PERCUTANEOUS TREATMENT OF FRACTURES | 246 | 4,047 |
| | 031 BONE OR JOINT MANIPULATION UNDER ANESTHESIA | 12 | 429 |
| | 032 BUNION PROCEDURES | 209 | 1,497 |
| | 033 ARTHROPLASTY | 38 | 534 |
| | 034 HAND AND FOOT TENOTOMY | 18 | 275 |
| | 035 ARTHROCENTESIS AND LIGAMENT OR TENDON INJECTION | 38 | 1,881 |
| 03 | RESPIRATORY SYSTEM | 128 | 7,516 |
| | 052 NEEDLE AND CATHETER BIOPSY, ASPIRATION, LAVAGE AND INTUBATION | 28 | 721 |
| | 053 COMPLEX ENDOSCOPY OF THE UPPER AIRWAY | 94 | 4,668 |
| | 054 SIMPLE ENDOSCOPY OF THE UPPER AIRWAY | 6 | 343 |
| 04 | CARDIOVASCULAR SYSTEM | 63 | 31,224 |
| | 077 ANGIOPLASTY AND TRANSCATHETER PROCEDURES | 31 | 2,087 |
| | 079 REMOVAL AND REVISION OF PACEMAKER AND VASCULAR DEVICE | 10 | 844 |
| | 080 MINOR VASCULAR REPAIR AND FISTULA CONSTRUCTION | 19 | 743 |
| | 081 SECONDARY VARICOSE VEINS AND VASCULAR INJECTION | 1 | 415 |
| | 082 VASCULAR LIGATION | 2 | 540 |
| 05 | HEMATOLOGIC, LYMPHATIC, AND ENDOCRINE | 71 | 2,858 |
| | 094 BLOOD AND BLOOD PRODUCT EXCHANGE | 23 | 119 |
| | 095 DEEP LYMPH STRUCTURE AND THYROID PROCEDURES | 48 | 1,920 |
| 06 | DIGESTIVE SYSTEM | 5,213 | 103,000 |
| | 112 ESOPHAGEAL DILATION WITHOUT ENDOSCOPY | 3 | 1,254 |
| | 113 ANOSCOPY WITH BIOPSY AND DIAGNOSTIC PROCTOSIGMOIDOSCOPY | 53 | 683 |
| | 114 PROCTOSIGMOIDOSCOPY WITH EXCISION OR BIOPSY | 21 | 445 |
| | 115 DIAGNOSTIC UPPER GI ENDOSCOPY OR INTUBATION | 1,081 | 20,979 |
| | 116 THERAPEUTIC UPPER GI ENDOSCOPY OR INTUBATION | 288 | 5,802 |
| | 117 LOWER GASTROINTESTINAL ENDOSCOPY | 2,442 | 47,252 |
| | 118 ERCP AND MISCELLANEOUS GI ENDOSCOPY PROCEDURES | 25 | 1,917 |
| | 119 HERNIA AND HYDROCELE PROCEDURES | 278 | 7,107 |

AMB ST 1-4
UTAH HOSPITAL AND FREESTANDING AMBULATORY SURGERY CENTER (FASC) UTILIZATION AND CHARGE PROFILE OF OUTPATIENT SURGERY, 2005
PROCEDURE APG CATEGORY, PROCEDURE APG, BASED ON REPORTABLE* CPT-4 PROCEDURES

136 American Fork Hospital

| procedure APG category | | TOTAL # | TOTAL # (ALL Hospitals) |
|------------------------|--|---------|-------------------------|
| procedure APG | | | |
| | 120 COMPLEX ANAL AND RECTAL PROCEDURES | 14 | 966 |
| | 121 SIMPLE ANAL AND RECTAL PROCEDURES | 9 | 565 |
| | 122 MISCELLANEOUS ABDOMINAL PROCEDURES | 21 | 490 |
| | 123 COMPLEX LAPAROSCOPIC PROCEDURES | 974 | 14,888 |
| | 124 SIMPLE LAPAROSCOPIC PROCEDURES | 4 | 244 |
| 07 | URINARY SYSTEM | 211 | 7,371 |
| | 131 RENAL EXTRACORPOREAL SHOCK WAVE LITHOTRIPSY | 2 | 766 |
| | 133 URINARY CATHETERIZATION AND DILATATION | 47 | 399 |
| | 134 COMPLEX CYSTOURETHROSCOPY AND LITHOLAPAXY | 86 | 3,433 |
| | 135 MODERATE CYSTOURETHROSCOPY | 43 | 1,850 |
| | 136 SIMPLE CYSTOURETHROSCOPY | 24 | 617 |
| | 137 COMPLEX URETHRAL PROCEDURES | 8 | 156 |
| | 138 SIMPLE URETHRAL PROCEDURES | 1 | 149 |
| 08 | MALE GENITAL SYSTEM | 91 | 2,798 |
| | 151 TESTICULAR AND EPIDIDYMAL PROCEDURES | 59 | 1,409 |
| | 152 INSERTION OF PENILE PROSTHESIS | 3 | 85 |
| | 153 COMPLEX PENILE PROCEDURES | 6 | 415 |
| | 154 SIMPLE PENILE PROCEDURES | 23 | 711 |
| 09 | FEMALE GENITAL SYSTEM | 382 | 6,527 |
| | 176 COMPLEX FEMALE REPRODUCTIVE PROCEDURES | 116 | 1,506 |
| | 177 SIMPLE FEMALE REPRODUCTIVE PROCEDURES | 115 | 1,484 |
| | 178 DILATION AND CURETTAGE | 27 | 663 |
| | 179 HYSTEROSCOPY | 108 | 2,678 |
| | 180 COLPOSCOPY | 16 | 196 |
| 10 | NERVOUS SYSTEM | 392 | 27,778 |
| | 195 NERVOUS SYSTEM INJECTIONS, STIMULATIONS OR CRANIAL TAP | 219 | 21,371 |
| | 196 REVISION AND REMOVAL OF NEUROLOGICAL DEVICE | 2 | 229 |
| | 198 NERVE REPAIR AND DESTRUCTION | 147 | 4,700 |
| | 199 SPINAL TAP | 24 | 702 |
| 11 | EYE AND OCULAR ADNEXA | 209 | 11,487 |
| | 214 CATARACT PROCEDURES | 194 | 4,675 |
| | 215 COMPLEX ANTERIOR SEGMENT EYE PROCEDURES | 2 | 528 |
| | 216 MODERATE ANTERIOR SEGMENT EYE PROCEDURES | 3 | 322 |
| | 217 SIMPLE ANTERIOR SEGMENT EYE PROCEDURES | 6 | 201 |
| | 218 COMPLEX POSTERIOR SEGMENT EYE PROCEDURES | 1 | 427 |
| | 222 SIMPLE REPAIR AND PLASTIC PROCEDURES OF EYE | 3 | 630 |
| 12 | FACIAL, EAR, NOSE, MOUTH AND THROAT | 1,224 | 28,941 |
| | 233 NASAL CAUTERIZATION AND PACKING | 8 | 204 |
| | 234 COMPLEX FACIAL AND ENT PROCEDURES | 113 | 5,313 |
| | 235 SIMPLE FACIAL AND ENT PROCEDURES | 664 | 14,825 |
| | 236 TONSIL AND ADENOID PROCEDURES | 439 | 8,558 |
| 13 | THERAPEUTIC AND OTHER RADIOLOGICAL PROCEDURES | 50 | 3,489 |
| | 252 RADIATION THERAPY AND HYPERTHERMIA | 1 | 6 |
| | 253 VASCULAR RADIOLOGY EXCEPT FOR VENOGRAPHY OF EXTREMITY | 36 | 1,503 |
| | 255 MISCELLANEOUS RADIOLOGICAL PROCEDURES WITH CONTRAST | 13 | 1,673 |

SOURCE: Utah Ambulatory Surgery Database

Utah Health Data Committee/Office of Health Care Statistics

Reportable* excludes codes in the former "Other" category and CPT blood draw codes in previous reports.

AMB ST 1-5
UTAH HOSPITAL AND FREESTANDING AMBULATORY SURGERY CENTER (FASC) UTILIZATION AND CHARGE PROFILE OF OUTPATIENT SURGERY, 2005
PROCEDURE APG CATEGORY, PROCEDURE APG, SINGLE APG ONLY
BASED ON REPORTABLE* CPT-4 PROCEDURES

136 American Fork Hospital

| Procedure APG category | Procedure APG | TOTAL # | AVE TOT CHR | AVE TOT CHR(ALL Hospitals) |
|------------------------|---|---------|-------------|-----------------------------|
| 01 | INTEGUMENTARY SYSTEM | 140 | \$1,733 | \$2,720 |
| | 002 SUPERFICIAL NEEDLE BIOPSY AND ASPIRATION | 24 | \$956 | \$2,110 |
| | 003 COMPLEX INCISION AND DRAINAGE | 1 | \$2,340 | \$3,617 |
| | 006 SIMPLE DEBRIDEMENT AND DESTRUCTION | 5 | \$1,505 | \$2,265 |
| | 007 COMPLEX EXCISION, BIOPSY AND DEBRIDEMENT | 29 | \$1,854 | \$2,947 |
| | 008 SIMPLE EXCISION AND BIOPSY | 15 | \$1,665 | \$2,811 |
| | 009 COMPLEX SKIN REPAIRS INCL INTEGUMENT GRAFTS, TRANSFER & REARRAN | 6 | \$3,801 | \$3,441 |
| | 011 SIMPLE INCISION AND EXCISION OF BREAST | 57 | \$1,718 | \$2,717 |
| | 012 BREAST RECONSTRUCTION AND MASTECTOMY | 3 | \$3,433 | \$4,527 |
| 02 | MUSCULOSKELETAL SYSTEM | 1,053 | \$2,407 | \$3,739 |
| | 021 COMPLEX MUSCULOSKELETAL PROCEDURES EXCLUDING HAND AND FOOT | 52 | \$3,308 | \$5,677 |
| | 022 SIMPLE MUSCULOSKELETAL PROCEDURES EXCLUDING HAND AND FOOT | 26 | \$2,427 | \$3,550 |
| | 023 COMPLEX HAND AND FOOT MUSCULOSKELETAL PROCEDURES | 43 | \$2,387 | \$4,293 |
| | 024 SIMPLE HAND AND FOOT MUSCULOSKELETAL PROCEDURES | 307 | \$1,826 | \$2,497 |
| | 025 ARTHROSCOPY | 319 | \$2,751 | \$4,162 |
| | 028 CLOSED TREATMENT FX & DISLOCATION OF FINGER, TOE & TRUNK | 1 | \$1,369 | \$2,328 |
| | 029 CLOSED TREATMENT FX & DISLOCATION EXC FINGER, TOE & TRUNK | 22 | \$1,656 | \$2,873 |
| | 030 OPEN OR PERCUTANEOUS TREATMENT OF FRACTURES | 164 | \$2,813 | \$4,697 |
| | 031 BONE OR JOINT MANIPULATION UNDER ANESTHESIA | 1 | \$2,569 | \$2,274 |
| | 032 BUNION PROCEDURES | 82 | \$1,948 | \$3,289 |
| | 033 ARTHROPLASTY | 16 | \$5,535 | \$5,262 |
| | 034 HAND AND FOOT TENOTOMY | 1 | \$1,300 | \$2,079 |
| | 035 ARTHROCENTESIS AND LIGAMENT OR TENDON INJECTION | 19 | \$349 | \$792 |
| 03 | RESPIRATORY SYSTEM | 33 | \$1,055 | \$1,861 |
| | 052 NEEDLE AND CATHETER BIOPSY, ASPIRATION, LAVAGE AND INTUBATION | 25 | \$819 | \$1,117 |
| | 053 COMPLEX ENDOSCOPY OF THE UPPER AIRWAY | 7 | \$1,831 | \$3,101 |
| | 054 SIMPLE ENDOSCOPY OF THE UPPER AIRWAY | 1 | \$1,535 | \$1,025 |
| 04 | CARDIOVASCULAR SYSTEM | 5 | \$2,886 | \$11,714 |
| | 077 ANGIOPLASTY AND TRANSCATHETER PROCEDURES | 1 | \$7,089 | \$18,442 |
| | 080 MINOR VASCULAR REPAIR AND FISTULA CONSTRUCTION | 1 | \$1,851 | \$4,543 |
| | 081 SECONDARY VARICOSE VEINS AND VASCULAR INJECTION | 1 | \$1,184 | \$12,911 |
| | 082 VASCULAR LIGATION | 2 | \$2,152 | \$4,974 |
| 05 | HEMATOLOGIC, LYMPHATIC, AND ENDOCRINE | 25 | \$3,302 | \$4,419 |
| | 095 DEEP LYMPH STRUCTURE AND THYROID PROCEDURES | 25 | \$3,302 | \$4,406 |
| 06 | DIGESTIVE SYSTEM | 3,576 | \$1,406 | \$1,962 |
| | 113 ANOSCOPY WITH BIOPSY AND DIAGNOSTIC PROCTOSIGMOIDOSCOPY | 45 | \$689 | \$984 |
| | 114 PROCTOSIGMOIDOSCOPY WITH EXCISION OR BIOPSY | 19 | \$1,222 | \$1,169 |
| | 115 DIAGNOSTIC UPPER GI ENDOSCOPY OR INTUBATION | 679 | \$776 | \$1,165 |
| | 116 THERAPEUTIC UPPER GI ENDOSCOPY OR INTUBATION | 159 | \$1,153 | \$1,658 |
| | 117 LOWER GASTROINTESTINAL ENDOSCOPY | 1,992 | \$856 | \$1,067 |
| | 118 ERCP AND MISCELLANEOUS GI ENDOSCOPY PROCEDURES | 12 | \$2,656 | \$3,503 |
| | 119 HERNIA AND HYDROCELE PROCEDURES | 154 | \$2,309 | \$3,280 |
| | 120 COMPLEX ANAL AND RECTAL PROCEDURES | 9 | \$2,026 | \$2,685 |
| | 121 SIMPLE ANAL AND RECTAL PROCEDURES | 3 | \$2,023 | \$1,870 |
| | 122 MISCELLANEOUS ABDOMINAL PROCEDURES | 8 | \$2,226 | \$2,977 |

AMB ST 1-5
UTAH HOSPITAL AND FREESTANDING AMBULATORY SURGERY CENTER (FASC) UTILIZATION AND CHARGE PROFILE OF OUTPATIENT SURGERY, 2005
PROCEDURE APG CATEGORY, PROCEDURE APG, SINGLE APG ONLY
BASED ON REPORTABLE* CPT-4 PROCEDURES

136 American Fork Hospital

| procedure APG category | Procedure APG | TOTAL # | AVE TOT CHR | AVE TOT CHR(ALL Hospitals) |
|------------------------|--|---------|-------------|-----------------------------|
| | 123 COMPLEX LAPAROSCOPIC PROCEDURES | 496 | \$4,289 | \$5,679 |
| 07 | URINARY SYSTEM | 83 | \$3,092 | \$4,153 |
| | 133 URINARY CATHETERIZATION AND DILATATION | 17 | \$3,370 | \$3,375 |
| | 134 COMPLEX CYSTOURETHROSCOPY AND LITHOLAPAXY | 34 | \$3,763 | \$4,141 |
| | 135 MODERATE CYSTOURETHROSCOPY | 14 | \$2,499 | \$3,140 |
| | 136 SIMPLE CYSTOURETHROSCOPY | 13 | \$1,959 | \$2,217 |
| | 137 COMPLEX URETHRAL PROCEDURES | 4 | \$2,273 | \$4,424 |
| | 138 SIMPLE URETHRAL PROCEDURES | 1 | \$1,806 | \$1,708 |
| 08 | MALE GENITAL SYSTEM | 56 | \$2,017 | \$3,036 |
| | 151 TESTICULAR AND EPIDIDYMAL PROCEDURES | 33 | \$1,969 | \$2,586 |
| | 152 INSERTION OF PENILE PROSTHESIS | 1 | \$9,245 | \$16,730 |
| | 153 COMPLEX PENILE PROCEDURES | 4 | \$2,672 | \$3,166 |
| | 154 SIMPLE PENILE PROCEDURES | 18 | \$1,558 | \$1,905 |
| 09 | FEMALE GENITAL SYSTEM | 165 | \$2,474 | \$3,633 |
| | 176 COMPLEX FEMALE REPRODUCTIVE PROCEDURES | 58 | \$3,327 | \$4,657 |
| | 177 SIMPLE FEMALE REPRODUCTIVE PROCEDURES | 30 | \$1,293 | \$2,716 |
| | 178 DILATION AND CURETTAGE | 14 | \$1,447 | \$2,156 |
| | 179 HYSTEROSCOPY | 55 | \$2,609 | \$4,046 |
| | 180 COLPOSCOPY | 8 | \$1,599 | \$1,802 |
| 10 | NERVOUS SYSTEM | 236 | \$1,171 | \$1,539 |
| | 195 NERVOUS SYSTEM INJECTIONS, STIMULATIONS OR CRANIAL TAP | 152 | \$889 | \$994 |
| | 198 NERVE REPAIR AND DESTRUCTION | 60 | \$1,858 | \$2,246 |
| | 199 SPINAL TAP | 24 | \$1,245 | \$1,728 |
| 11 | EYE AND OCULAR ADNEXA | 203 | \$2,387 | \$2,803 |
| | 214 CATARACT PROCEDURES | 191 | \$2,439 | \$2,930 |
| | 215 COMPLEX ANTERIOR SEGMENT EYE PROCEDURES | 2 | \$649 | \$2,675 |
| | 216 MODERATE ANTERIOR SEGMENT EYE PROCEDURES | 2 | \$2,923 | \$2,211 |
| | 217 SIMPLE ANTERIOR SEGMENT EYE PROCEDURES | 4 | \$1,551 | \$2,213 |
| | 218 COMPLEX POSTERIOR SEGMENT EYE PROCEDURES | 1 | \$1,429 | \$5,110 |
| | 222 SIMPLE REPAIR AND PLASTIC PROCEDURES OF EYE | 3 | \$1,307 | \$2,026 |
| 12 | FACIAL, EAR, NOSE, MOUTH AND THROAT | 770 | \$1,266 | \$2,232 |
| | 233 NASAL CAUTERIZATION AND PACKING | 5 | \$1,730 | \$2,648 |
| | 234 COMPLEX FACIAL AND ENT PROCEDURES | 44 | \$2,688 | \$4,546 |
| | 235 SIMPLE FACIAL AND ENT PROCEDURES | 436 | \$940 | \$1,623 |
| | 236 TONSIL AND ADENOID PROCEDURES | 285 | \$1,539 | \$2,001 |
| 13 | THERAPEUTIC AND OTHER RADIOLOGICAL PROCEDURES | 5 | \$2,704 | \$3,887 |
| | 253 VASCULAR RADIOLOGY EXCEPT FOR VENOGRAPHY OF EXTREMITY | 3 | \$4,307 | \$12,212 |
| | 255 MISCELLANEOUS RADIOLOGICAL PROCEDURES WITH CONTRAST | 2 | \$300 | \$2,848 |

SOURCE: Utah Ambulatory Surgery Database

Utah Health Data Committee/Office of Health Care Statistics

Reportable* excludes codes in the former "Other" category and CPT blood draw codes in previous reports.

AMB ST 1-6
UTAH HOSPITAL AND FREESTANDING AMBULATORY SURGERY CENTER (FASC) UTILIZATION AND CHARGE PROFILE OF OUTPATIENT SURGERY, 2005
NUMBER OF SELECTED AMBULATORY SURGERY PATIENT VISITS BY PATIENT PROFILE

136 American Fork Hospital

| Patient Profile | Patient Visits | | Patient Visits-All Hospitals | |
|----------------------------|----------------|------|------------------------------|------|
| | (#) | (%) | (#) | (%) |
| GENDER | | | | |
| Female | 5,064 | 56.2 | 121,269 | 54.3 |
| Male | 3,954 | 43.8 | 101,991 | 45.7 |
| Unknown | 0 | 0.0 | 13 | 0.0 |
| Not Reported | 0 | 0.0 | 5 | 0.0 |
| AGE | | | | |
| 1-28 days | 0 | 0.0 | 469 | 0.2 |
| 29-365 days | 131 | 1.5 | 3,008 | 1.3 |
| 1-4 years | 453 | 5.0 | 10,999 | 4.9 |
| 5-9 | 224 | 2.5 | 6,321 | 2.8 |
| 10-14 | 186 | 2.1 | 4,532 | 2.0 |
| 15-17 | 214 | 2.4 | 4,858 | 2.2 |
| 18-19 | 185 | 2.1 | 3,511 | 1.6 |
| 20-24 | 472 | 5.2 | 10,616 | 4.8 |
| 25-29 | 647 | 7.2 | 12,207 | 5.5 |
| 30-34 | 575 | 6.4 | 11,660 | 5.2 |
| 35-39 | 537 | 6.0 | 11,852 | 5.3 |
| 40-44 | 600 | 6.7 | 14,382 | 6.4 |
| 45-49 | 661 | 7.3 | 17,465 | 7.8 |
| 50-54 | 930 | 10.3 | 24,332 | 10.9 |
| 55-59 | 794 | 8.8 | 20,472 | 9.2 |
| 60-64 | 643 | 7.1 | 17,241 | 7.7 |
| 65-69 | 579 | 6.4 | 15,102 | 6.8 |
| 70-74 | 456 | 5.1 | 12,741 | 5.7 |
| 75-79 | 348 | 3.9 | 10,692 | 4.8 |
| 80-84 | 256 | 2.8 | 6,850 | 3.1 |
| 85-89 | 99 | 1.1 | 3,124 | 1.4 |
| 90 + | 28 | 0.3 | 842 | 0.4 |
| Not Reported | 0 | 0.0 | 471 | 0.2 |
| SOURCE OF ADMISSION | | | | |
| Physician Referral | 8,836 | 98.0 | 197,732 | 88.6 |
| Clinic Referral | 0 | 0.0 | 511 | 0.2 |
| HMO Referral | 0 | 0.0 | 3,452 | 1.5 |
| Other Hospital | 2 | 0.0 | 121 | 0.1 |
| Skilled Nursing Facility | 0 | 0.0 | 19 | 0.0 |
| Other Health Care Facility | 0 | 0.0 | 36 | 0.0 |
| Emergency Room | 180 | 2.0 | 4,092 | 1.8 |
| Court/Law Enforcement | 0 | 0.0 | 0 | 0.0 |
| Unknown | 0 | 0.0 | 7 | 0.0 |
| Not Reported | 0 | 0.0 | 17,308 | 7.8 |

(Continued)

AMB ST 1-6
UTAH HOSPITAL AND FREESTANDING AMBULATORY SURGERY CENTER (FASC) UTILIZATION AND CHARGE PROFILE OF OUTPATIENT SURGERY, 2005
NUMBER OF SELECTED AMBULATORY SURGERY PATIENT VISITS BY PATIENT PROFILE

136 American Fork Hospital

| Patient Profile | Patient Visits | | Patient Visits-All Hospitals | |
|---|----------------|------|------------------------------|------|
| | (#) | (%) | (#) | (%) |
| DISCHARGE STATUS | | | | |
| Home or Self Care | 9,008 | 99.9 | 222,736 | 99.8 |
| Another Hospital | 0 | 0.0 | 119 | 0.1 |
| Skilled Nursing Facility | 3 | 0.0 | 104 | 0.0 |
| Intermediate Care Facility | 2 | 0.0 | 9 | 0.0 |
| Another Type of Institution | 0 | 0.0 | 26 | 0.0 |
| Under Care of Home Service | 4 | 0.0 | 191 | 0.1 |
| Left Against Medical Advice | 0 | 0.0 | 24 | 0.0 |
| Under Care of Home IV Provider | 1 | 0.0 | 11 | 0.0 |
| Expired | 0 | 0.0 | 12 | 0.0 |
| Unknown | 0 | 0.0 | 46 | 0.0 |
| Not Reported | 0 | 0.0 | 0 | 0.0 |
| PRIMARY PAYER | | | | |
| Medicare | 1,779 | 19.7 | 49,290 | 22.1 |
| Medicaid | 406 | 4.5 | 14,728 | 6.6 |
| Other government | 225 | 2.5 | 5,443 | 2.4 |
| Blue Cross/Blue Shield | 372 | 4.1 | 29,900 | 13.4 |
| Other Commercial | 301 | 3.3 | 14,398 | 6.4 |
| Managed Care(HMO, PPO) | 5,707 | 63.3 | 101,684 | 45.5 |
| Self Pay | 41 | 0.5 | 2,175 | 1.0 |
| Industrial & Worker Comp | 141 | 1.6 | 4,017 | 1.8 |
| Charity and Unclassified | 2 | 0.0 | 206 | 0.1 |
| Childrens Health Insurance | 3 | 0.0 | 197 | 0.1 |
| Unknown | 41 | 0.5 | 1,148 | 0.5 |
| Not Reported | 0 | 0.0 | 92 | 0.0 |
| LOCAL HEALTH DISTRICT OF PATIENT RESIDENCE | | | | |
| Bear River | 2 | 0.0 | 15,256 | 6.8 |
| Central Utah | 127 | 1.4 | 8,217 | 3.7 |
| Davis County | 10 | 0.1 | 22,608 | 10.1 |
| Salt Lake County | 179 | 2.0 | 78,843 | 35.3 |
| Southeastern Utah | 36 | 0.4 | 5,233 | 2.3 |
| Southwest Utah | 18 | 0.2 | 12,333 | 5.5 |
| Summit County | 3 | 0.0 | 3,135 | 1.4 |
| Tooele County | 14 | 0.2 | 4,296 | 1.9 |
| Tri-County | 26 | 0.3 | 5,769 | 2.6 |
| Utah County | 8,512 | 94.4 | 35,901 | 16.1 |
| Wasatch County | 33 | 0.4 | 1,724 | 0.8 |
| Weber County | 3 | 0.0 | 20,598 | 9.2 |
| Unknown Utah | 0 | 0.0 | 49 | 0.0 |
| Outside Utah | 52 | 0.6 | 9,153 | 4.1 |
| Unknown, Not Reported | 3 | 0.0 | 163 | 0.1 |

SOURCE: Utah Ambulatory Surgery Database,
Utah Health Data Committee/Office of Health Care Statistics.

AMB ST 1-1
UTAH HOSPITAL AND FREESTANDING AMBULATORY SURGERY CENTER (FASC) UTILIZATION AND CHARGE PROFILE OF OUTPATIENT SURGERY, 2005
NUMBER OF CPT-4 AND ICD-9 REPORTABLE* PROCEDURES BY SELECTED AMBULATORY SURGERY REPORTING CATEGORY

134 Ashley Valley Medical Center

| | Procedures Performed | | Procedures Performed-All Hospitals | |
|--|----------------------|-------|------------------------------------|-------|
| | (#) | (%) | (#) | (%) |
| Reporting Category(ICD-9-CM CODES) | 2,759 | 100.0 | 319,528 | 100.0 |
| Mastectomy (85.0-85.99) | 77 | 2.8 | 7,251 | 2.3 |
| Musculoskeletal (76.0-84.99) | 451 | 16.3 | 62,442 | 19.5 |
| Respiratory (30.0-34.99) | 20 | 0.7 | 3,352 | 1.0 |
| Cardiovascular (35.0-39.99) | 7 | 0.3 | 16,471 | 5.2 |
| Lymphatic/Hemetic (40.0-41.99) | 10 | 0.4 | 2,955 | 0.9 |
| Digestive System (42.0-54.99) | 939 | 34.0 | 105,537 | 33.0 |
| Urinary (55.0-59.99) | 33 | 1.2 | 8,250 | 2.6 |
| Male Genital (60.0-64.99) | 8 | 0.3 | 3,729 | 1.2 |
| Female Genital (65.0-71.99) | 77 | 2.8 | 14,736 | 4.6 |
| Endocrine/Nervous (01.0-07.99) | 364 | 13.2 | 30,031 | 9.4 |
| Eye (08.0-16.99) | 231 | 8.4 | 19,655 | 6.2 |
| Ear (18.0-20.99) | 228 | 8.3 | 15,107 | 4.7 |
| Nose, Mouth, Pharynx (21.0-29.99) | 314 | 11.4 | 30,012 | 9.4 |
| Reporting Category(CPT-4 CODES) | 2,685 | 100.0 | 307,031 | 100.0 |
| Mastectomy (19120-19220) | 20 | 0.7 | 3,138 | 1.0 |
| Musculoskeletal (20000-29909) | 496 | 18.5 | 61,634 | 20.1 |
| Respiratory (30000-32999 & 39501-39599) | 116 | 4.3 | 13,104 | 4.3 |
| Cardiovascular (33010-37799 & 93501-93660) | 196 | 7.3 | 37,099 | 12.1 |
| Lymphatic/Hemetic (38100-38999) | 10 | 0.4 | 2,706 | 0.9 |
| Digestive (40490-49999) | 1,121 | 41.8 | 114,818 | 37.4 |
| Urinary (50010-53899) | 38 | 1.4 | 8,591 | 2.8 |
| Male Genital (54000-55899) | 6 | 0.2 | 3,154 | 1.0 |
| Female Genital (56405-58999) | 53 | 2.0 | 11,166 | 3.6 |
| Endocrine/Nervous (60000-64999) | 388 | 14.5 | 31,549 | 10.3 |
| Eye (65091-68899) | 120 | 4.5 | 11,740 | 3.8 |
| Ear (69000-69979) | 121 | 4.5 | 8,332 | 2.7 |

SOURCE: Utah Ambulatory Surgery Database

Utah Health Data Committee/Office of Health Care Statistics.

Reportable* excludes codes in the former "Other" category and CPT blood draw codes in previous reports.

AMB ST 1-2
UTAH HOSPITAL AND FREESTANDING AMBULATORY SURGERY CENTER (FASC) UTILIZATION AND CHARGE PROFILE OF OUTPATIENT SURGERY, 2005
MOST COMMONLY PERFORMED CPT-4 AND ICD-9 REPORTABLE* PROCEDURES

134 Ashley Valley Medical Center

| ICD-9 CODE | ICD-9 DESCRIPTION | # | % | % ALL Hospitals |
|----------------------|-------------------------------------|-------|-------|-----------------|
| All ICD-9 Procedures | | 2,759 | 100.0 | 100.0 |
| 0392 | INJECTION OTH AGT INTO SPINAL CANAL | 273 | 9.9 | 3.15 |
| 4523 | COLONOSCOPY | 271 | 9.8 | 7.33 |
| 2001 | MYRINGOTOMY WITH INSERTION OF TUBE | 207 | 7.5 | 3.86 |
| 4516 | EGD W/CLOS BX | 173 | 6.3 | 5.33 |
| 283 | TONSILLECTOMY WITH ADENOIDECTOMY | 116 | 4.2 | 1.73 |
| 1341 | PHACOEMULSIFICATION&ASPIR CATARACT | 109 | 4.0 | 1.43 |
| 1371 | INSRT IOL-CATARACT EXTRACT-1 STAGE | 108 | 3.9 | 1.42 |
| 4542 | ENDO POLYPECTOMY LARGE INTESTINE | 98 | 3.6 | 3.85 |
| 4836 | [ENDOSCOPIC] POLYPECTOMY OF RECTUM | 64 | 2.3 | 1.17 |
| 5123 | LAPAROSCOPIC CHOLECYSTECTOMY | 64 | 2.3 | 1.93 |
| 806 | EXCISION SEMILUNAR CARTILAGE KNEE | 57 | 2.1 | 1.77 |
| 4525 | CLOS [ENDO] BX LARGE INTESTINE | 51 | 1.8 | 2.58 |
| 282 | TONSILLECTOMY WITHOUT ADENOIDECTOMY | 48 | 1.7 | 0.65 |
| 0443 | RELEASE OF CARPAL TUNNEL | 37 | 1.3 | 1.13 |
| 8511 | CLOSED BIOPSY OF BREAST | 37 | 1.3 | 0.24 |
| 4513 | OTHER ENDOSCOPY OF SMALL INTESTINE | 30 | 1.1 | 2.02 |
| 2263 | ETHMOIDECTOMY | 29 | 1.1 | 0.50 |
| 5732 | OTHER CYSTOSCOPY | 29 | 1.1 | 0.46 |
| 0391 | INJECTION ANES--SPINAL CANAL ANALG | 27 | 1.0 | 2.49 |
| 2262 | EXC LESION MAX SINUS W/OTH APPRCH | 24 | 0.9 | 0.24 |

| CPT-4 CODE | CPT-4 DESCRIPTION | # | % | % ALL Hospitals |
|----------------------|----------------------------------|-------|-------|-----------------|
| All CPT-4 Procedures | | 2,685 | 100.0 | 100.0 |
| 62311 | INJ 1 NOT NEUROLYTIC-EPID; LUMB/ | 289 | 10.8 | 1.69 |
| 45378 | COLONOSCOPY FLEX; DX-SEP PROC | 268 | 10.0 | 7.15 |
| 43239 | UGI ENDO; W/BX 1/MX | 173 | 6.4 | 5.40 |
| 36416 | COLLECTON CAPILLARY BLOOD SPECIM | 155 | 5.8 | 0.28 |
| 45380 | COLONOSCOPY FLEX; W/BX 1/MX | 129 | 4.8 | 5.50 |
| 66984 | EXTRACAPSULAR CATARACT REMV IOL | 108 | 4.0 | 1.43 |
| 69436 | TYMPANOSTOMY GENERAL ANESTHESIA | 105 | 3.9 | 2.08 |
| 42820 | T&A; UNDER AGE 12 | 86 | 3.2 | 1.38 |
| 45385 | COLONOSCOPY FLEX; W/REMV LES-SNA | 63 | 2.3 | 1.80 |
| 29881 | SCOPE KNEE SURG;W/MENISCECT MED/ | 43 | 1.6 | 1.52 |
| 47563 | LAPARSCPY SURG; CHOLECT W/CHOLAN | 39 | 1.5 | 1.24 |
| 42826 | TONSILLECTOMY PRIM/SEC; AGE 12/O | 36 | 1.3 | 0.54 |
| 64721 | NEUROPLASTY; MEDIAN CARPAL TUNNE | 36 | 1.3 | 0.72 |
| 36430 | TRANSFUSION BLOOD/BLOOD COMPONEN | 32 | 1.2 | 0.26 |
| 61795 | STEREOTAC VOL-INTRA/EXTRACRAN/SP | 32 | 1.2 | 0.05 |
| 42821 | T&A; AGE 12 OR OVER | 30 | 1.1 | 0.36 |
| 31255 | NASAL/SINUS ENDO; W/TOT ETHMOECT | 29 | 1.1 | 0.32 |
| 52000 | CYSTOURETHROSCOPY-SEP PROC | 29 | 1.1 | 0.13 |
| 20680 | REMOVAL OF IMPLANT; DEEP | 28 | 1.0 | 0.87 |
| 26055 | TENDON SHEATH INCISION | 26 | 1.0 | 0.44 |

SOURCE: Utah Ambulatory Surgery Database

Utah Health Data Committee/Office of Health Care Statistics

Reportable* excludes codes in the former "Other" category and CPT4 blood draw codes in previous reports.

AMB ST 1-3

UTAH HOSPITAL AND FREESTANDING AMBULATORY SURGERY CENTER (FASC) UTILIZATION AND CHARGE PROFILE OF OUTPATIENT SURGERY, 2005
 AVERAGE TOTAL CHARGES FOR MOST COMMONLY PERFORMED CPT-4 AND ICD-9 REPORTABLE* PROCEDURES, SINGLE ICD-9 OR CPT-4 ONLY

134 Ashley Valley Medical Center

| ICD-9 CODE | ICD-9 DESCRIPTION | # | AVE TOT CHRG | AVE TOT CHRG(ALL Hospitals) |
|------------------|-------------------------------------|-------|--------------|------------------------------|
| ICD-9 Procedures | | 1,470 | \$2,965 | \$2,879 |
| 0392 | INJECTION OTH AGT INTO SPINAL CANAL | 244 | \$495 | \$813 |
| 4523 | COLONOSCOPY | 201 | \$987 | \$903 |
| 283 | TONSILLECTOMY WITH ADENOIDECTOMY | 101 | \$3,592 | \$1,976 |
| 4516 | EGD W/CLOS BX | 82 | \$1,295 | \$1,210 |
| 4542 | ENDO POLYPECTOMY LARGE INTESTINE | 57 | \$1,360 | \$1,238 |
| 5123 | LAPAROSCOPIC CHOLECYSTECTOMY | 53 | \$9,438 | \$5,675 |
| 282 | TONSILLECTOMY WITHOUT ADENOIDECTOMY | 37 | \$3,738 | \$2,177 |
| 806 | EXCISION SEMILUNAR CARTILAGE KNEE | 34 | \$5,884 | \$3,682 |
| 4836 | [ENDOSCOPIC] POLYPECTOMY OF RECTUM | 32 | \$1,267 | \$1,195 |
| 4525 | CLOS [ENDO] BX LARGE INTESTINE | 31 | \$1,067 | \$1,300 |
| 8511 | CLOSED BIOPSY OF BREAST | 29 | \$1,109 | \$1,054 |
| 5732 | OTHER CYSTOSCOPY | 28 | \$1,734 | \$3,320 |
| 0443 | RELEASE OF CARPAL TUNNEL | 27 | \$3,465 | \$1,948 |
| 7936 | OPEN RDUC FX TIB&FIB W/INTRL FIX | 17 | \$6,904 | \$5,153 |
| 4513 | OTHER ENDOSCOPY OF SMALL INTESTINE | 16 | \$1,645 | \$1,077 |
| 8201 | EXPLORATION TENDON SHEATH HAND | 14 | \$3,271 | \$1,857 |
| 8183 | OTHER REPAIR OF SHOULDER | 12 | \$10,260 | \$6,045 |
| 7902 | CLO REDUC FX WO INT FIX-RADIUS-ULNA | 11 | \$2,394 | \$2,226 |
| 8363 | ROTATOR CUFF REPAIR | 11 | \$10,378 | \$7,038 |
| 8521 | LOCAL EXCISION OF LESION OF BREAST | 11 | \$3,705 | \$2,505 |

| CPT-4 CODE | CPT-4 DESCRIPTION | # | AVE TOT CHRG | AVE TOT CHRG(ALL Hospitals) |
|------------------|-----------------------------------|-------|--------------|------------------------------|
| CPT-4 Procedures | | 1,750 | \$2,871 | \$2,664 |
| 62311 | INJ 1 NOT NEUROLYTIC-EPID; LUMB/ | 259 | \$485 | \$941 |
| 45378 | COLONOSCOPY FLEX; DX-SEP PROC | 192 | \$997 | \$907 |
| 66984 | EXTRACAPSULAR CATARACT REMV IOL | 107 | \$4,077 | \$2,926 |
| 45380 | COLONOSCOPY FLEX; W/BX 1/MX | 100 | \$1,138 | \$1,227 |
| 43239 | UGI ENDO; W/BX 1/MX | 81 | \$1,272 | \$1,205 |
| 42820 | T&A; UNDER AGE 12 | 74 | \$3,542 | \$1,897 |
| 69436 | TYMPANOSTOMY GENERAL ANESTHESIA | 72 | \$2,026 | \$1,069 |
| 36416 | COLLECTON CAPILLARY BLOOD SPECIM | 59 | \$104 | \$489 |
| 45385 | COLONOSCOPY FLEX; W/REMV LES-SNA | 42 | \$1,478 | \$1,353 |
| 47563 | LAPARSCPY SURG; CHOLECT W/CHOLAN | 35 | \$9,367 | \$5,930 |
| 42826 | TONSILLECTOMY PRIM/SEC; AGE 12/O | 28 | \$3,849 | \$2,223 |
| 52000 | CYSTOURETHROSCOPY-SEP PROC | 28 | \$1,734 | \$1,899 |
| 64721 | NEUROPLASTY; MEDIAN CARPAL TUNNE | 28 | \$3,528 | \$1,939 |
| 29881 | SCOPE KNEE SURG;W/MENISCECT MED/ | 27 | \$5,883 | \$3,661 |
| 42821 | T&A; AGE 12 OR OVER | 27 | \$3,728 | \$2,175 |
| 20680 | REMOVAL OF IMPLANT; DEEP | 22 | \$4,369 | \$2,573 |
| 36430 | TRANSFUSION BLOOD/BLOOD COMPONENT | 21 | \$3,607 | \$2,478 |
| 23350 | INJ SHLDR ARTHROGRPH/ENHNCD CT/M | 19 | \$1,048 | \$2,487 |
| 49505 | REPR INIT ING HERNIA 5YR/MORE; R | 18 | \$6,220 | \$3,442 |
| 47562 | LAPAROSCOPY SURGICAL; CHOLECT | 17 | \$9,535 | \$5,216 |

SOURCE: Utah Ambulatory Surgery Database
 Reportable* excludes codes in the former "Other" category and CPT4 blood draw codes in previous reports.

AMB ST 1-4
UTAH HOSPITAL AND FREESTANDING AMBULATORY SURGERY CENTER (FASC) UTILIZATION AND CHARGE PROFILE OF OUTPATIENT SURGERY, 2005
PROCEDURE APG CATEGORY, PROCEDURE APG, BASED ON REPORTABLE* CPT-4 PROCEDURES

134 Ashley Valley Medical Center

| Procedure APG category | | TOTAL # | TOTAL # (ALL Hospitals) |
|------------------------|---|---------|-------------------------|
| Procedure APG | | | |
| 01 | INTEGUMENTARY SYSTEM | 55 | 9,625 |
| | 002 SUPERFICIAL NEEDLE BIOPSY AND ASPIRATION | 7 | 2,764 |
| | 006 SIMPLE DEBRIDEMENT AND DESTRUCTION | 4 | 163 |
| | 007 COMPLEX EXCISION, BIOPSY AND DEBRIDEMENT | 8 | 1,172 |
| | 008 SIMPLE EXCISION AND BIOPSY | 11 | 975 |
| | 009 COMPLEX SKIN REPAIRS INCL INTEGUMENT GRAFTS, TRANSFER & REARRANGE | 5 | 1,274 |
| | 011 SIMPLE INCISION AND EXCISION OF BREAST | 16 | 2,672 |
| | 012 BREAST RECONSTRUCTION AND MASTECTOMY | 4 | 461 |
| 02 | MUSCULOSKELETAL SYSTEM | 447 | 55,271 |
| | 021 COMPLEX MUSCULOSKELETAL PROCEDURES EXCLUDING HAND AND FOOT | 36 | 6,574 |
| | 022 SIMPLE MUSCULOSKELETAL PROCEDURES EXCLUDING HAND AND FOOT | 16 | 2,116 |
| | 023 COMPLEX HAND AND FOOT MUSCULOSKELETAL PROCEDURES | 10 | 1,982 |
| | 024 SIMPLE HAND AND FOOT MUSCULOSKELETAL PROCEDURES | 121 | 11,501 |
| | 025 ARTHROSCOPY | 120 | 23,586 |
| | 027 SPLINT, STRAPPING AND CAST REMOVAL | 12 | 103 |
| | 028 CLOSED TREATMENT FX & DISLOCATION OF FINGER, TOE & TRUNK | 6 | 56 |
| | 029 CLOSED TREATMENT FX & DISLOCATION EXC FINGER, TOE & TRUNK | 17 | 610 |
| | 030 OPEN OR PERCUTANEOUS TREATMENT OF FRACTURES | 69 | 4,047 |
| | 032 BUNION PROCEDURES | 13 | 1,497 |
| | 033 ARTHROPLASTY | 3 | 534 |
| | 034 HAND AND FOOT TENOTOMY | 1 | 275 |
| | 035 ARTHROCENTESIS AND LIGAMENT OR TENDON INJECTION | 23 | 1,881 |
| 03 | RESPIRATORY SYSTEM | 95 | 7,516 |
| | 052 NEEDLE AND CATHETER BIOPSY, ASPIRATION, LAVAGE AND INTUBATION | 19 | 721 |
| | 053 COMPLEX ENDOSCOPY OF THE UPPER AIRWAY | 74 | 4,668 |
| | 054 SIMPLE ENDOSCOPY OF THE UPPER AIRWAY | 1 | 343 |
| | 055 ENDOSCOPY OF THE LOWER AIRWAY | 1 | 1,784 |
| 04 | CARDIOVASCULAR SYSTEM | 3 | 31,224 |
| | 079 REMOVAL AND REVISION OF PACEMAKER AND VASCULAR DEVICE | 2 | 844 |
| | 082 VASCULAR LIGATION | 1 | 540 |
| 05 | HEMATOLOGIC, LYMPHATIC, AND ENDOCRINE | 43 | 2,858 |
| | 095 DEEP LYMPH STRUCTURE AND THYROID PROCEDURES | 11 | 1,920 |
| | 097 TRANSFUSION | 32 | 808 |
| 06 | DIGESTIVE SYSTEM | 913 | 103,000 |
| | 113 ANOSCOPY WITH BIOPSY AND DIAGNOSTIC PROCTOSIGMOIDOSCOPY | 1 | 683 |
| | 114 PROCTOSIGMOIDOSCOPY WITH EXCISION OR BIOPSY | 1 | 445 |
| | 115 DIAGNOSTIC UPPER GI ENDOSCOPY OR INTUBATION | 193 | 20,979 |
| | 116 THERAPEUTIC UPPER GI ENDOSCOPY OR INTUBATION | 43 | 5,802 |
| | 117 LOWER GASTROINTESTINAL ENDOSCOPY | 469 | 47,252 |
| | 119 HERNIA AND HYDROCELE PROCEDURES | 60 | 7,107 |
| | 120 COMPLEX ANAL AND RECTAL PROCEDURES | 14 | 966 |
| | 121 SIMPLE ANAL AND RECTAL PROCEDURES | 3 | 565 |
| | 122 MISCELLANEOUS ABDOMINAL PROCEDURES | 2 | 490 |
| | 123 COMPLEX LAPAROSCOPIC PROCEDURES | 126 | 14,888 |
| | 124 SIMPLE LAPAROSCOPIC PROCEDURES | 1 | 244 |
| 07 | URINARY SYSTEM | 36 | 7,371 |
| | 133 URINARY CATHETERIZATION AND DILATATION | 1 | 399 |

AMB ST 1-4
UTAH HOSPITAL AND FREESTANDING AMBULATORY SURGERY CENTER (FASC) UTILIZATION AND CHARGE PROFILE OF OUTPATIENT SURGERY, 2005
PROCEDURE APG CATEGORY, PROCEDURE APG, BASED ON REPORTABLE* CPT-4 PROCEDURES

134 Ashley Valley Medical Center

| procedure APG category | | TOTAL # | TOTAL # (ALL Hospitals) |
|------------------------|--|---------|-------------------------|
| procedure APG | | | |
| | 134 COMPLEX CYSTOURETHROSCOPY AND LITHOLAPAXY | 2 | 3,433 |
| | 135 MODERATE CYSTOURETHROSCOPY | 3 | 1,850 |
| | 136 SIMPLE CYSTOURETHROSCOPY | 30 | 617 |
| 08 | MALE GENITAL SYSTEM | 8 | 2,798 |
| | 151 TESTICULAR AND EPIDIDYMAL PROCEDURES | 3 | 1,409 |
| | 154 SIMPLE PENILE PROCEDURES | 3 | 711 |
| | 155 PROSTATE NEEDLE AND PUNCH BIOPSY | 2 | 178 |
| 09 | FEMALE GENITAL SYSTEM | 32 | 6,527 |
| | 177 SIMPLE FEMALE REPRODUCTIVE PROCEDURES | 14 | 1,484 |
| | 178 DILATION AND CURETTAGE | 1 | 663 |
| | 179 HYSTEROSCOPY | 15 | 2,678 |
| | 180 COLPOSCOPY | 2 | 196 |
| 10 | NERVOUS SYSTEM | 345 | 27,778 |
| | 195 NERVOUS SYSTEM INJECTIONS, STIMULATIONS OR CRANIAL TAP | 301 | 21,371 |
| | 198 NERVE REPAIR AND DESTRUCTION | 42 | 4,700 |
| | 199 SPINAL TAP | 2 | 702 |
| 11 | EYE AND OCULAR ADNEXA | 120 | 11,487 |
| | 214 CATARACT PROCEDURES | 109 | 4,675 |
| | 215 COMPLEX ANTERIOR SEGMENT EYE PROCEDURES | 5 | 528 |
| | 216 MODERATE ANTERIOR SEGMENT EYE PROCEDURES | 2 | 322 |
| | 220 STRABISMUS AND MUSCLE EYE PROCEDURES | 2 | 905 |
| | 221 COMPLEX REPAIR AND PLASTIC PROCEDURES OF EYE | 1 | 787 |
| | 223 VITRECTOMY | 1 | 1,675 |
| 12 | FACIAL, EAR, NOSE, MOUTH AND THROAT | 361 | 28,941 |
| | 233 NASAL CAUTERIZATION AND PACKING | 2 | 204 |
| | 234 COMPLEX FACIAL AND ENT PROCEDURES | 22 | 5,313 |
| | 235 SIMPLE FACIAL AND ENT PROCEDURES | 150 | 14,825 |
| | 236 TONSIL AND ADENOID PROCEDURES | 187 | 8,558 |
| 13 | THERAPEUTIC AND OTHER RADIOLOGICAL PROCEDURES | 23 | 3,489 |
| | 254 MYELOGRAPHY | 3 | 307 |
| | 255 MISCELLANEOUS RADIOLOGICAL PROCEDURES WITH CONTRAST | 20 | 1,673 |

SOURCE: Utah Ambulatory Surgery Database

Utah Health Data Committee/Office of Health Care Statistics

Reportable* excludes codes in the former "Other" category and CPT blood draw codes in previous reports.

AMB ST 1-5
UTAH HOSPITAL AND FREESTANDING AMBULATORY SURGERY CENTER (FASC) UTILIZATION AND CHARGE PROFILE OF OUTPATIENT SURGERY, 2005
PROCEDURE APG CATEGORY, PROCEDURE APG, SINGLE APG ONLY
BASED ON REPORTABLE* CPT-4 PROCEDURES

134 Ashley Valley Medical Center

| Procedure APG category | Procedure APG | TOTAL # | AVE TOT CHR | AVE TOT CHR(ALL Hospitals) |
|------------------------|---|---------|-------------|-----------------------------|
| 01 | INTEGUMENTARY SYSTEM | 39 | \$3,162 | \$2,720 |
| | 002 SUPERFICIAL NEEDLE BIOPSY AND ASPIRATION | 7 | \$982 | \$2,110 |
| | 007 COMPLEX EXCISION, BIOPSY AND DEBRIDEMENT | 4 | \$3,970 | \$2,947 |
| | 008 SIMPLE EXCISION AND BIOPSY | 8 | \$3,340 | \$2,811 |
| | 009 COMPLEX SKIN REPAIRS INCL INTEGUMENT GRAFTS, TRANSFER & REARRAN | 5 | \$3,257 | \$3,441 |
| | 011 SIMPLE INCISION AND EXCISION OF BREAST | 11 | \$3,705 | \$2,717 |
| | 012 BREAST RECONSTRUCTION AND MASTECTOMY | 4 | \$4,195 | \$4,527 |
| 02 | MUSCULOSKELETAL SYSTEM | 263 | \$5,033 | \$3,739 |
| | 021 COMPLEX MUSCULOSKELETAL PROCEDURES EXCLUDING HAND AND FOOT | 20 | \$8,223 | \$5,677 |
| | 022 SIMPLE MUSCULOSKELETAL PROCEDURES EXCLUDING HAND AND FOOT | 9 | \$5,276 | \$3,550 |
| | 023 COMPLEX HAND AND FOOT MUSCULOSKELETAL PROCEDURES | 9 | \$5,136 | \$4,293 |
| | 024 SIMPLE HAND AND FOOT MUSCULOSKELETAL PROCEDURES | 65 | \$3,949 | \$2,497 |
| | 025 ARTHROSCOPY | 56 | \$6,724 | \$4,162 |
| | 027 SPLINT, STRAPPING AND CAST REMOVAL | 11 | \$460 | \$1,088 |
| | 028 CLOSED TREATMENT FX & DISLOCATION OF FINGER, TOE & TRUNK | 1 | \$2,729 | \$2,328 |
| | 029 CLOSED TREATMENT FX & DISLOCATION EXC FINGER, TOE & TRUNK | 17 | \$2,381 | \$2,873 |
| | 030 OPEN OR PERCUTANEOUS TREATMENT OF FRACTURES | 51 | \$6,554 | \$4,697 |
| | 032 BUNION PROCEDURES | 8 | \$4,541 | \$3,289 |
| | 033 ARTHROPLASTY | 1 | \$8,336 | \$5,262 |
| | 035 ARTHROCENTESIS AND LIGAMENT OR TENDON INJECTION | 15 | \$340 | \$792 |
| 03 | RESPIRATORY SYSTEM | 28 | \$1,594 | \$1,861 |
| | 052 NEEDLE AND CATHETER BIOPSY, ASPIRATION, LAVAGE AND INTUBATION | 19 | \$865 | \$1,117 |
| | 053 COMPLEX ENDOSCOPY OF THE UPPER AIRWAY | 9 | \$3,132 | \$3,101 |
| 04 | CARDIOVASCULAR SYSTEM | 2 | \$3,714 | \$11,714 |
| | 079 REMOVAL AND REVISION OF PACEMAKER AND VASCULAR DEVICE | 1 | \$3,146 | \$7,717 |
| | 082 VASCULAR LIGATION | 1 | \$4,281 | \$4,974 |
| 05 | HEMATOLOGIC, LYMPHATIC, AND ENDOCRINE | 30 | \$4,725 | \$4,419 |
| | 095 DEEP LYMPH STRUCTURE AND THYROID PROCEDURES | 9 | \$7,332 | \$4,406 |
| | 097 TRANSFUSION | 21 | \$3,607 | \$2,478 |
| 06 | DIGESTIVE SYSTEM | 584 | \$2,792 | \$1,962 |
| | 114 PROCTOSIGMOIDOSCOPY WITH EXCISION OR BIOPSY | 1 | \$1,129 | \$1,169 |
| | 115 DIAGNOSTIC UPPER GI ENDOSCOPY OR INTUBATION | 93 | \$1,321 | \$1,165 |
| | 116 THERAPEUTIC UPPER GI ENDOSCOPY OR INTUBATION | 17 | \$1,377 | \$1,658 |
| | 117 LOWER GASTROINTESTINAL ENDOSCOPY | 338 | \$1,102 | \$1,067 |
| | 119 HERNIA AND HYDROCELE PROCEDURES | 33 | \$5,879 | \$3,280 |
| | 120 COMPLEX ANAL AND RECTAL PROCEDURES | 6 | \$3,740 | \$2,685 |
| | 123 COMPLEX LAPAROSCOPIC PROCEDURES | 96 | \$9,316 | \$5,679 |
| 07 | URINARY SYSTEM | 35 | \$1,893 | \$4,153 |
| | 133 URINARY CATHETERIZATION AND DILATATION | 1 | \$2,781 | \$3,375 |
| | 134 COMPLEX CYSTOURETHROSCOPY AND LITHOLAPAXY | 2 | \$3,497 | \$4,141 |
| | 135 MODERATE CYSTOURETHROSCOPY | 3 | \$2,098 | \$3,140 |
| | 136 SIMPLE CYSTOURETHROSCOPY | 29 | \$1,731 | \$2,217 |
| 08 | MALE GENITAL SYSTEM | 6 | \$4,943 | \$3,036 |
| | 151 TESTICULAR AND EPIDIDYMAL PROCEDURES | 2 | \$3,943 | \$2,586 |
| | 154 SIMPLE PENILE PROCEDURES | 2 | \$3,008 | \$1,905 |

AMB ST 1-5
UTAH HOSPITAL AND FREESTANDING AMBULATORY SURGERY CENTER (FASC) UTILIZATION AND CHARGE PROFILE OF OUTPATIENT SURGERY, 2005
PROCEDURE APG CATEGORY, PROCEDURE APG, SINGLE APG ONLY
BASED ON REPORTABLE* CPT-4 PROCEDURES

134 Ashley Valley Medical Center

| procedure APG category Procedure APG | TOTAL # | AVE TOT CHRG | AVE TOT CHRG(ALL Hospitals) |
|--|---------|--------------|------------------------------|
| 155 PROSTATE NEEDLE AND PUNCH BIOPSY | 2 | \$7,877 | \$3,040 |
| 09 FEMALE GENITAL SYSTEM | 25 | \$5,205 | \$3,633 |
| 177 SIMPLE FEMALE REPRODUCTIVE PROCEDURES | 10 | \$6,239 | \$2,716 |
| 179 HYSTEROSCOPY | 14 | \$4,291 | \$4,046 |
| 180 COLPOSCOPY | 1 | \$7,665 | \$1,802 |
| 10 NERVOUS SYSTEM | 298 | \$820 | \$1,539 |
| 195 NERVOUS SYSTEM INJECTIONS, STIMULATIONS OR CRANIAL TAP | 265 | \$484 | \$994 |
| 198 NERVE REPAIR AND DESTRUCTION | 31 | \$3,711 | \$2,246 |
| 199 SPINAL TAP | 2 | \$544 | \$1,728 |
| 11 EYE AND OCULAR ADNEXA | 116 | \$4,005 | \$2,803 |
| 214 CATARACT PROCEDURES | 108 | \$4,091 | \$2,930 |
| 215 COMPLEX ANTERIOR SEGMENT EYE PROCEDURES | 3 | \$1,887 | \$2,675 |
| 216 MODERATE ANTERIOR SEGMENT EYE PROCEDURES | 2 | \$2,565 | \$2,211 |
| 220 STRABISMUS AND MUSCLE EYE PROCEDURES | 2 | \$4,004 | \$2,332 |
| 221 COMPLEX REPAIR AND PLASTIC PROCEDURES OF EYE | 1 | \$3,894 | \$3,502 |
| 12 FACIAL, EAR, NOSE, MOUTH AND THROAT | 233 | \$3,123 | \$2,232 |
| 233 NASAL CAUTERIZATION AND PACKING | 2 | \$1,893 | \$2,648 |
| 234 COMPLEX FACIAL AND ENT PROCEDURES | 5 | \$6,818 | \$4,546 |
| 235 SIMPLE FACIAL AND ENT PROCEDURES | 86 | \$2,124 | \$1,623 |
| 236 TONSIL AND ADENOID PROCEDURES | 140 | \$3,622 | \$2,001 |
| 13 THERAPEUTIC AND OTHER RADIOLOGICAL PROCEDURES | 23 | \$1,057 | \$3,887 |
| 254 MYELOGRAPHY | 3 | \$1,324 | \$2,899 |
| 255 MISCELLANEOUS RADIOLOGICAL PROCEDURES WITH CONTRAST | 20 | \$1,017 | \$2,848 |

SOURCE: Utah Ambulatory Surgery Database

Utah Health Data Committee/Office of Health Care Statistics

Reportable* excludes codes in the former "Other" category and CPT blood draw codes in previous reports.

AMB ST 1-6
UTAH HOSPITAL AND FREESTANDING AMBULATORY SURGERY CENTER (FASC) UTILIZATION AND CHARGE PROFILE OF OUTPATIENT SURGERY, 2005
NUMBER OF SELECTED AMBULATORY SURGERY PATIENT VISITS BY PATIENT PROFILE

134 Ashley Valley Medical Center

| Patient Profile | Patient Visits | | Patient Visits-All Hospitals | |
|----------------------------|----------------|------|------------------------------|------|
| | (#) | (%) | (#) | (%) |
| GENDER | | | | |
| Female | 1,162 | 52.0 | 121,269 | 54.3 |
| Male | 1,071 | 48.0 | 101,991 | 45.7 |
| Unknown | 0 | 0.0 | 13 | 0.0 |
| Not Reported | 0 | 0.0 | 5 | 0.0 |
| AGE | | | | |
| 1-28 days | 70 | 3.1 | 469 | 0.2 |
| 29-365 days | 54 | 2.4 | 3,008 | 1.3 |
| 1-4 years | 115 | 5.2 | 10,999 | 4.9 |
| 5-9 | 92 | 4.1 | 6,321 | 2.8 |
| 10-14 | 30 | 1.3 | 4,532 | 2.0 |
| 15-17 | 53 | 2.4 | 4,858 | 2.2 |
| 18-19 | 29 | 1.3 | 3,511 | 1.6 |
| 20-24 | 107 | 4.8 | 10,616 | 4.8 |
| 25-29 | 87 | 3.9 | 12,207 | 5.5 |
| 30-34 | 104 | 4.7 | 11,660 | 5.2 |
| 35-39 | 103 | 4.6 | 11,852 | 5.3 |
| 40-44 | 105 | 4.7 | 14,382 | 6.4 |
| 45-49 | 155 | 6.9 | 17,465 | 7.8 |
| 50-54 | 204 | 9.1 | 24,332 | 10.9 |
| 55-59 | 194 | 8.7 | 20,472 | 9.2 |
| 60-64 | 151 | 6.8 | 17,241 | 7.7 |
| 65-69 | 185 | 8.3 | 15,102 | 6.8 |
| 70-74 | 142 | 6.4 | 12,741 | 5.7 |
| 75-79 | 127 | 5.7 | 10,692 | 4.8 |
| 80-84 | 77 | 3.4 | 6,850 | 3.1 |
| 85-89 | 41 | 1.8 | 3,124 | 1.4 |
| 90 + | 8 | 0.4 | 842 | 0.4 |
| Not Reported | 70 | 3.1 | 471 | 0.2 |
| SOURCE OF ADMISSION | | | | |
| Physician Referral | 2,169 | 97.1 | 197,732 | 88.6 |
| Clinic Referral | 0 | 0.0 | 511 | 0.2 |
| HMO Referral | 0 | 0.0 | 3,452 | 1.5 |
| Other Hospital | 0 | 0.0 | 121 | 0.1 |
| Skilled Nursing Facility | 0 | 0.0 | 19 | 0.0 |
| Other Health Care Facility | 0 | 0.0 | 36 | 0.0 |
| Emergency Room | 64 | 2.9 | 4,092 | 1.8 |
| Court/Law Enforcement | 0 | 0.0 | 0 | 0.0 |
| Unknown | 0 | 0.0 | 7 | 0.0 |
| Not Reported | 0 | 0.0 | 17,308 | 7.8 |

(Continued)

AMB ST 1-6
UTAH HOSPITAL AND FREESTANDING AMBULATORY SURGERY CENTER (FASC) UTILIZATION AND CHARGE PROFILE OF OUTPATIENT SURGERY, 2005
NUMBER OF SELECTED AMBULATORY SURGERY PATIENT VISITS BY PATIENT PROFILE

134 Ashley Valley Medical Center

| Patient Profile | Patient Visits | | Patient Visits-All Hospitals | |
|---|----------------|-------|------------------------------|------|
| | (#) | (%) | (#) | (%) |
| DISCHARGE STATUS | | | | |
| Home or Self Care | 2,233 | 100.0 | 222,736 | 99.8 |
| Another Hospital | 0 | 0.0 | 119 | 0.1 |
| Skilled Nursing Facility | 0 | 0.0 | 104 | 0.0 |
| Intermediate Care Facility | 0 | 0.0 | 9 | 0.0 |
| Another Type of Institution | 0 | 0.0 | 26 | 0.0 |
| Under Care of Home Service | 0 | 0.0 | 191 | 0.1 |
| Left Against Medical Advice | 0 | 0.0 | 24 | 0.0 |
| Under Care of Home IV Provider | 0 | 0.0 | 11 | 0.0 |
| Expired | 0 | 0.0 | 12 | 0.0 |
| Unknown | 0 | 0.0 | 46 | 0.0 |
| Not Reported | 0 | 0.0 | 0 | 0.0 |
| PRIMARY PAYER | | | | |
| Medicare | 618 | 27.7 | 49,290 | 22.1 |
| Medicaid | 196 | 8.8 | 14,728 | 6.6 |
| Other government | 36 | 1.6 | 5,443 | 2.4 |
| Blue Cross/Blue Shield | 375 | 16.8 | 29,900 | 13.4 |
| Other Commercial | 295 | 13.2 | 14,398 | 6.4 |
| Managed Care(HMO, PPO) | 526 | 23.6 | 101,684 | 45.5 |
| Self Pay | 83 | 3.7 | 2,175 | 1.0 |
| Industrial & Worker Comp | 82 | 3.7 | 4,017 | 1.8 |
| Charity and Unclassified | 0 | 0.0 | 206 | 0.1 |
| Childrens Health Insurance | 0 | 0.0 | 197 | 0.1 |
| Unknown | 22 | 1.0 | 1,148 | 0.5 |
| Not Reported | 0 | 0.0 | 92 | 0.0 |
| LOCAL HEALTH DISTRICT OF PATIENT RESIDENCE | | | | |
| Bear River | 1 | 0.0 | 15,256 | 6.8 |
| Central Utah | 0 | 0.0 | 8,217 | 3.7 |
| Davis County | 0 | 0.0 | 22,608 | 10.1 |
| Salt Lake County | 11 | 0.5 | 78,843 | 35.3 |
| Southeastern Utah | 2 | 0.1 | 5,233 | 2.3 |
| Southwest Utah | 0 | 0.0 | 12,333 | 5.5 |
| Summit County | 0 | 0.0 | 3,135 | 1.4 |
| Tooele County | 0 | 0.0 | 4,296 | 1.9 |
| Tri-County | 2,179 | 97.6 | 5,769 | 2.6 |
| Utah County | 1 | 0.0 | 35,901 | 16.1 |
| Wasatch County | 2 | 0.1 | 1,724 | 0.8 |
| Weber County | 1 | 0.0 | 20,598 | 9.2 |
| Unknown Utah | 1 | 0.0 | 49 | 0.0 |
| Outside Utah | 35 | 1.6 | 9,153 | 4.1 |
| Unknown, Not Reported | 0 | 0.0 | 163 | 0.1 |

SOURCE: Utah Ambulatory Surgery Database,
Utah Health Data Committee/Office of Health Care Statistics.

AMB ST 1-1
UTAH HOSPITAL AND FREESTANDING AMBULATORY SURGERY CENTER (FASC) UTILIZATION AND CHARGE PROFILE OF OUTPATIENT SURGERY, 2005
NUMBER OF CPT-4 AND ICD-9 REPORTABLE* PROCEDURES BY SELECTED AMBULATORY SURGERY REPORTING CATEGORY

104 Bear River Valley Hospital

| | Procedures Performed | | Procedures Performed-All Hospitals | |
|--|----------------------|-------|------------------------------------|-------|
| | (#) | (%) | (#) | (%) |
| Reporting Category(ICD-9-CM CODES) | 1,180 | 100.0 | 319,528 | 100.0 |
| Mastectomy (85.0-85.99) | 246 | 20.8 | 7,251 | 2.3 |
| Musculoskeletal (76.0-84.99) | 128 | 10.8 | 62,442 | 19.5 |
| Respiratory (30.0-34.99) | 0 | 0.0 | 3,352 | 1.0 |
| Cardiovascular (35.0-39.99) | 3 | 0.3 | 16,471 | 5.2 |
| Lymphatic/Hemetic (40.0-41.99) | 7 | 0.6 | 2,955 | 0.9 |
| Digestive System (42.0-54.99) | 637 | 54.0 | 105,537 | 33.0 |
| Urinary (55.0-59.99) | 3 | 0.3 | 8,250 | 2.6 |
| Male Genital (60.0-64.99) | 2 | 0.2 | 3,729 | 1.2 |
| Female Genital (65.0-71.99) | 67 | 5.7 | 14,736 | 4.6 |
| Endocrine/Nervous (01.0-07.99) | 22 | 1.9 | 30,031 | 9.4 |
| Eye (08.0-16.99) | 16 | 1.4 | 19,655 | 6.2 |
| Ear (18.0-20.99) | 25 | 2.1 | 15,107 | 4.7 |
| Nose, Mouth, Pharynx (21.0-29.99) | 24 | 2.0 | 30,012 | 9.4 |
| Reporting Category(CPT-4 CODES) | 848 | 100.0 | 307,031 | 100.0 |
| Mastectomy (19120-19220) | 8 | 0.9 | 3,138 | 1.0 |
| Musculoskeletal (20000-29909) | 136 | 16.0 | 61,634 | 20.1 |
| Respiratory (30000-32999 & 39501-39599) | 3 | 0.4 | 13,104 | 4.3 |
| Cardiovascular (33010-37799 & 93501-93660) | 3 | 0.4 | 37,099 | 12.1 |
| Lymphatic/Hemetic (38100-38999) | 7 | 0.8 | 2,706 | 0.9 |
| Digestive (40490-49999) | 627 | 73.9 | 114,818 | 37.4 |
| Urinary (50010-53899) | 2 | 0.2 | 8,591 | 2.8 |
| Male Genital (54000-55899) | 2 | 0.2 | 3,154 | 1.0 |
| Female Genital (56405-58999) | 38 | 4.5 | 11,166 | 3.6 |
| Endocrine/Nervous (60000-64999) | 10 | 1.2 | 31,549 | 10.3 |
| Eye (65091-68899) | 0 | 0.0 | 11,740 | 3.8 |
| Ear (69000-69979) | 12 | 1.4 | 8,332 | 2.7 |

SOURCE: Utah Ambulatory Surgery Database
Utah Health Data Committee/Office of Health Care Statistics.
Reportable* excludes codes in the former "Other" category and CPT blood draw codes in previous reports.

AMB ST 1-2
UTAH HOSPITAL AND FREESTANDING AMBULATORY SURGERY CENTER (FASC) UTILIZATION AND CHARGE PROFILE OF OUTPATIENT SURGERY, 2005
MOST COMMONLY PERFORMED CPT-4 AND ICD-9 REPORTABLE* PROCEDURES

104 Bear River Valley Hospital

| ICD-9 CODE | ICD-9 DESCRIPTION | # | % | % ALL Hospitals |
|----------------------|-------------------------------------|-------|-------|-----------------|
| All ICD-9 Procedures | | 1,180 | 100.0 | 100.0 |
| 4523 | COLONOSCOPY | 174 | 14.7 | 7.33 |
| 4542 | ENDO POLYPECTOMY LARGE INTESTINE | 125 | 10.6 | 3.85 |
| 8554 | BILATERAL BREAST IMPLANT | 92 | 7.8 | 0.07 |
| 4516 | EGD W/CLOS BX | 80 | 6.8 | 5.33 |
| 8594 | REMOVAL OF IMPLANT OF BREAST | 44 | 3.7 | 0.06 |
| 4525 | CLOS [ENDO] BX LARGE INTESTINE | 39 | 3.3 | 2.58 |
| 5123 | LAPAROSCOPIC CHOLECYSTECTOMY | 35 | 3.0 | 1.93 |
| 856 | MASTOPEXY | 34 | 2.9 | 0.04 |
| 4836 | [ENDOSCOPIC] POLYPECTOMY OF RECTUM | 31 | 2.6 | 1.17 |
| 2001 | MYRINGOTOMY WITH INSERTION OF TUBE | 22 | 1.9 | 3.86 |
| 0443 | RELEASE OF CARPAL TUNNEL | 19 | 1.6 | 1.13 |
| 6823 | ENDOMETRIAL ABLATION | 18 | 1.5 | 0.59 |
| 4513 | OTHER ENDOSCOPY OF SMALL INTESTINE | 17 | 1.4 | 2.02 |
| 850 | MASTOTOMY | 17 | 1.4 | 0.05 |
| 5349 | OTHER UMBILICAL HERNIORRHAPHY | 15 | 1.3 | 0.28 |
| 8593 | REVISION OF IMPLANT OF BREAST | 15 | 1.3 | 0.01 |
| 6952 | ASPIRATION CURET FOLLOWING DELIV/AB | 13 | 1.1 | 0.48 |
| 8532 | BILATERAL REDUCTION MAMMOPLASTY | 13 | 1.1 | 0.13 |
| 4824 | CLOSED BIOPSY OF RECTUM | 12 | 1.0 | 0.55 |
| 5304 | UNILAT REPR INDIRECT ING HERN-GFT | 12 | 1.0 | 0.48 |

| CPT-4 CODE | CPT-4 DESCRIPTION | # | % | % ALL Hospitals |
|----------------------|----------------------------------|-----|-------|-----------------|
| All CPT-4 Procedures | | 848 | 100.0 | 100.0 |
| 45378 | COLONOSCOPY FLEX; DX-SEP PROC | 174 | 20.5 | 7.15 |
| 45380 | COLONOSCOPY FLEX; W/BX 1/MX | 121 | 14.3 | 5.50 |
| 43239 | UGI ENDO; W/BX 1/MX | 78 | 9.2 | 5.40 |
| 45385 | COLONOSCOPY FLEX; W/REMV LES-SNA | 49 | 5.8 | 1.80 |
| 47563 | LAPARSCPY SURG; CHOLECT W/CHOLAN | 27 | 3.2 | 1.24 |
| 49505 | REPR INIT ING HERNIA 5YR/MORE; R | 24 | 2.8 | 0.95 |
| 45384 | COLONOSOCPY FLEX; REMV LES-FORCE | 17 | 2.0 | 0.37 |
| 43235 | UGI ENDO; DX W/VO CLCT SPECMN-SP | 16 | 1.9 | 1.34 |
| 58563 | HYSTEROSC SURG; W/ENDOMETRIAL AB | 16 | 1.9 | 0.46 |
| 49585 | REPR UMBIL HERNIA 5YR/OVER; RDOC | 14 | 1.7 | 0.30 |
| 29848 | ENDO WRST SURG REL TRNS CARP LIG | 13 | 1.5 | 0.33 |
| 44970 | LAPAROSCOPY SURGICAL APPENDECTOM | 11 | 1.3 | 0.50 |
| 69436 | TYMPANOSTOMY GENERAL ANESTHESIA | 11 | 1.3 | 2.08 |
| 26055 | TENDON SHEATH INCISION | 9 | 1.1 | 0.44 |
| 29881 | SCOPE KNEE SURG;W/MENISCECT MED/ | 9 | 1.1 | 1.52 |
| 29826 | SCOPE SHOULDER; DECOMP SUBACROM | 8 | 0.9 | 0.96 |
| 43249 | UGI ENDO; W/BALLOON DILAT ESOPHA | 8 | 0.9 | 0.89 |
| 47562 | LAPAROSCOPY SURGICAL; CHOLECT | 8 | 0.9 | 0.72 |
| 19120 | EXC BRST CYST TUMR/LES OPN M/F 1 | 7 | 0.8 | 0.59 |
| 29822 | SCOPE SHOULDER SURGICAL; DEBRID | 7 | 0.8 | 0.24 |

SOURCE: Utah Ambulatory Surgery Database

Utah Health Data Committee/Office of Health Care Statistics

Reportable* excludes codes in the former "Other" category and CPT4 blood draw codes in previous reports.

AMB ST 1-3

UTAH HOSPITAL AND FREESTANDING AMBULATORY SURGERY CENTER (FASC) UTILIZATION AND CHARGE PROFILE OF OUTPATIENT SURGERY, 2005
 AVERAGE TOTAL CHARGES FOR MOST COMMONLY PERFORMED CPT-4 AND ICD-9 REPORTABLE* PROCEDURES, SINGLE ICD-9 OR CPT-4 ONLY

104 Bear River Valley Hospital

| ICD-9 CODE | ICD-9 DESCRIPTION | # | AVE TOT CHRG | AVE TOT CHRG(ALL Hospitals) |
|------------------|-------------------------------------|-----|--------------|------------------------------|
| ICD-9 Procedures | | 595 | \$1,691 | \$2,879 |
| 4523 | COLONOSCOPY | 160 | \$935 | \$903 |
| 4542 | ENDO POLYPECTOMY LARGE INTESTINE | 92 | \$1,098 | \$1,238 |
| 8554 | BILATERAL BREAST IMPLANT | 66 | \$851 | \$2,319 |
| 4516 | EGD W/CLOS BX | 43 | \$1,106 | \$1,210 |
| 5123 | LAPAROSCOPIC CHOLECYSTECTOMY | 27 | \$6,047 | \$5,675 |
| 4525 | CLOS [ENDO] BX LARGE INTESTINE | 24 | \$1,188 | \$1,300 |
| 6952 | ASPIRATION CURET FOLLOWING DELIV/AB | 13 | \$1,842 | \$2,176 |
| 4701 | LAPAROSCOPIC APPENDECTOMY | 10 | \$5,915 | \$7,458 |
| 4836 | [ENDOSCOPIC] POLYPECTOMY OF RECTUM | 10 | \$995 | \$1,195 |
| 4513 | OTHER ENDOSCOPY OF SMALL INTESTINE | 9 | \$1,059 | \$1,077 |
| 8532 | BILATERAL REDUCTION MAMMOPLASTY | 9 | \$4,026 | \$6,361 |
| 5303 | UNILAT REPR DIRECT ING HERN-GFT | 8 | \$2,862 | \$3,672 |
| 5304 | UNILAT REPR INDIRECT ING HERN-GFT | 8 | \$2,622 | \$3,549 |
| 5349 | OTHER UMBILICAL HERNIORRHAPHY | 8 | \$2,105 | \$2,628 |
| 6823 | ENDOMETRIAL ABLATION | 8 | \$3,446 | \$4,658 |
| 0443 | RELEASE OF CARPAL TUNNEL | 7 | \$1,834 | \$1,948 |
| 283 | TONSILLECTOMY WITH ADENOIDECTOMY | 7 | \$1,919 | \$1,976 |
| 4949 | OTHER PROCEDURES ON HEMORRHOIDS | 5 | \$2,979 | \$3,406 |
| 8221 | EXCISION LESION TENDON SHEATH HAND | 4 | \$2,124 | \$2,062 |
| 6902 | DILATION&CURET FOLLOWING DELIV/AB | 3 | \$1,480 | \$2,542 |

| CPT-4 CODE | CPT-4 DESCRIPTION | # | AVE TOT CHRG | AVE TOT CHRG(ALL Hospitals) |
|------------------|----------------------------------|-----|--------------|------------------------------|
| CPT-4 Procedures | | 559 | \$1,826 | \$2,664 |
| 45378 | COLONOSCOPY FLEX; DX-SEP PROC | 160 | \$935 | \$907 |
| 45380 | COLONOSCOPY FLEX; W/BX 1/MX | 100 | \$1,064 | \$1,227 |
| 43239 | UGI ENDO; W/BX 1/MX | 44 | \$1,102 | \$1,205 |
| 45385 | COLONOSCOPY FLEX; W/REMV LES-SNA | 35 | \$1,168 | \$1,353 |
| 47563 | LAPARSCPY SURG; CHOLECT W/CHOLAN | 24 | \$6,271 | \$5,930 |
| 49505 | REPR INIT ING HERNIA 5YR/MORE; R | 16 | \$2,847 | \$3,442 |
| 58563 | HYSTEROSC SURG; W/ENDOMETRIAL AB | 14 | \$3,379 | \$4,699 |
| 69436 | TYMPANOSTOMY GENERAL ANESTHESIA | 11 | \$1,227 | \$1,069 |
| 29848 | ENDO WRST SURG REL TRNS CARP LIG | 10 | \$2,032 | \$2,203 |
| 44970 | LAPAROSCOPY SURGICAL APPENDECTOM | 10 | \$5,915 | \$7,429 |
| 45384 | COLONOSCOPY FLEX; REMV LES-FORCE | 10 | \$1,294 | \$1,423 |
| 43235 | UGI ENDO; DX W/WO CLCT SPECMN-SP | 8 | \$1,080 | \$1,012 |
| 49585 | REPR UMBIL HERNIA 5YR/OVER; RDUC | 8 | \$2,425 | \$3,244 |
| 42820 | T&A; UNDER AGE 12 | 6 | \$1,828 | \$1,897 |
| 46947 | HEMORRHOIDOPEXY BY STAPLING | 5 | \$2,979 | \$3,539 |
| 47562 | LAPAROSCOPY SURGICAL; CHOLECT | 5 | \$4,954 | \$5,216 |
| 19120 | EXC BRST CYST TUMR/LES OPN M/F 1 | 4 | \$2,510 | \$2,463 |
| 20680 | REMOVAL OF IMPLANT; DEEP | 3 | \$1,199 | \$2,573 |
| 25111 | EXCISION OF GANGLION WRIST; PRIM | 3 | \$2,069 | \$2,111 |
| 38525 | BX/EXC LYMPH NODE; OPN DP AX NOD | 3 | \$1,748 | \$4,130 |

SOURCE: Utah Ambulatory Surgery Database
 Reportable* excludes codes in the former "Other" category and CPT4 blood draw codes in previous reports.

AMB ST 1-4
UTAH HOSPITAL AND FREESTANDING AMBULATORY SURGERY CENTER (FASC) UTILIZATION AND CHARGE PROFILE OF OUTPATIENT SURGERY, 2005
PROCEDURE APG CATEGORY, PROCEDURE APG, BASED ON REPORTABLE* CPT-4 PROCEDURES

104 Bear River Valley Hospital

| Procedure APG category | | TOTAL # | TOTAL # (ALL Hospitals) |
|------------------------|--|---------|-------------------------|
| Procedure APG | | | |
| 01 | INTEGUMENTARY SYSTEM | 15 | 9,625 |
| | 002 SUPERFICIAL NEEDLE BIOPSY AND ASPIRATION | 1 | 2,764 |
| | 003 COMPLEX INCISION AND DRAINAGE | 1 | 93 |
| | 006 SIMPLE DEBRIDEMENT AND DESTRUCTION | 1 | 163 |
| | 007 COMPLEX EXCISION, BIOPSY AND DEBRIDEMENT | 3 | 1,172 |
| | 008 SIMPLE EXCISION AND BIOPSY | 1 | 975 |
| | 011 SIMPLE INCISION AND EXCISION OF BREAST | 7 | 2,672 |
| | 012 BREAST RECONSTRUCTION AND MASTECTOMY | 1 | 461 |
| 02 | MUSCULOSKELETAL SYSTEM | 121 | 55,271 |
| | 021 COMPLEX MUSCULOSKELETAL PROCEDURES EXCLUDING HAND AND FOOT | 11 | 6,574 |
| | 022 SIMPLE MUSCULOSKELETAL PROCEDURES EXCLUDING HAND AND FOOT | 2 | 2,116 |
| | 023 COMPLEX HAND AND FOOT MUSCULOSKELETAL PROCEDURES | 6 | 1,982 |
| | 024 SIMPLE HAND AND FOOT MUSCULOSKELETAL PROCEDURES | 29 | 11,501 |
| | 025 ARTHROSCOPY | 63 | 23,586 |
| | 029 CLOSED TREATMENT FX & DISLOCATION EXC FINGER, TOE & TRUNK | 3 | 610 |
| | 030 OPEN OR PERCUTANEOUS TREATMENT OF FRACTURES | 6 | 4,047 |
| | 032 BUNION PROCEDURES | 1 | 1,497 |
| 05 | HEMATOLOGIC, LYMPHATIC, AND ENDOCRINE | 6 | 2,858 |
| | 095 DEEP LYMPH STRUCTURE AND THYROID PROCEDURES | 6 | 1,920 |
| 06 | DIGESTIVE SYSTEM | 619 | 103,000 |
| | 115 DIAGNOSTIC UPPER GI ENDOSCOPY OR INTUBATION | 94 | 20,979 |
| | 116 THERAPEUTIC UPPER GI ENDOSCOPY OR INTUBATION | 17 | 5,802 |
| | 117 LOWER GASTROINTESTINAL ENDOSCOPY | 364 | 47,252 |
| | 118 ERCP AND MISCELLANEOUS GI ENDOSCOPY PROCEDURES | 1 | 1,917 |
| | 119 HERNIA AND HYDROCELE PROCEDURES | 57 | 7,107 |
| | 120 COMPLEX ANAL AND RECTAL PROCEDURES | 10 | 966 |
| | 121 SIMPLE ANAL AND RECTAL PROCEDURES | 3 | 565 |
| | 122 MISCELLANEOUS ABDOMINAL PROCEDURES | 1 | 490 |
| | 123 COMPLEX LAPAROSCOPIC PROCEDURES | 70 | 14,888 |
| | 124 SIMPLE LAPAROSCOPIC PROCEDURES | 2 | 244 |
| 07 | URINARY SYSTEM | 2 | 7,371 |
| | 135 MODERATE CYSTOURETHROSCOPY | 2 | 1,850 |
| 08 | MALE GENITAL SYSTEM | 2 | 2,798 |
| | 151 TESTICULAR AND EPIDIDYMAL PROCEDURES | 1 | 1,409 |
| | 154 SIMPLE PENILE PROCEDURES | 1 | 711 |
| 09 | FEMALE GENITAL SYSTEM | 28 | 6,527 |
| | 176 COMPLEX FEMALE REPRODUCTIVE PROCEDURES | 3 | 1,506 |
| | 177 SIMPLE FEMALE REPRODUCTIVE PROCEDURES | 6 | 1,484 |
| | 178 DILATION AND CURETTAGE | 3 | 663 |
| | 179 HYSTEROSCOPY | 16 | 2,678 |
| 10 | NERVOUS SYSTEM | 10 | 27,778 |
| | 198 NERVE REPAIR AND DESTRUCTION | 10 | 4,700 |
| 12 | FACIAL, EAR, NOSE, MOUTH AND THROAT | 33 | 28,941 |
| | 234 COMPLEX FACIAL AND ENT PROCEDURES | 6 | 5,313 |
| | 235 SIMPLE FACIAL AND ENT PROCEDURES | 19 | 14,825 |

SOURCE: Utah Ambulatory Surgery Database

Utah Health Data Committee/Office of Health Care Statistics

Reportable* excludes codes in the former "Other" category and CPT blood draw codes in previous reports.

AMB ST 1-5
UTAH HOSPITAL AND FREESTANDING AMBULATORY SURGERY CENTER (FASC) UTILIZATION AND CHARGE PROFILE OF OUTPATIENT SURGERY, 2005
PROCEDURE APG CATEGORY, PROCEDURE APG, SINGLE APG ONLY
BASED ON REPORTABLE* CPT-4 PROCEDURES

104 Bear River Valley Hospital

| Procedure APG category | Procedure APG | TOTAL # | AVE TOT CHR | AVE TOT CHRG(ALL Hospitals) |
|------------------------|--|---------|-------------|------------------------------|
| 01 | INTEGUMENTARY SYSTEM | 4 | \$2,510 | \$2,720 |
| | 011 SIMPLE INCISION AND EXCISION OF BREAST | 4 | \$2,510 | \$2,717 |
| 02 | MUSCULOSKELETAL SYSTEM | 45 | \$2,350 | \$3,739 |
| | 021 COMPLEX MUSCULOSKELETAL PROCEDURES EXCLUDING HAND AND FOOT | 7 | \$2,044 | \$5,677 |
| | 023 COMPLEX HAND AND FOOT MUSCULOSKELETAL PROCEDURES | 2 | \$2,838 | \$4,293 |
| | 024 SIMPLE HAND AND FOOT MUSCULOSKELETAL PROCEDURES | 14 | \$1,646 | \$2,497 |
| | 025 ARTHROSCOPY | 15 | \$2,594 | \$4,162 |
| | 029 CLOSED TREATMENT FX & DISLOCATION EXC FINGER, TOE & TRUNK | 2 | \$4,315 | \$2,873 |
| | 030 OPEN OR PERCUTANEOUS TREATMENT OF FRACTURES | 5 | \$3,041 | \$4,697 |
| 05 | HEMATOLOGIC, LYMPHATIC, AND ENDOCRINE | 4 | \$2,088 | \$4,419 |
| | 095 DEEP LYMPH STRUCTURE AND THYROID PROCEDURES | 4 | \$2,088 | \$4,406 |
| 06 | DIGESTIVE SYSTEM | 451 | \$1,691 | \$1,962 |
| | 115 DIAGNOSTIC UPPER GI ENDOSCOPY OR INTUBATION | 52 | \$1,098 | \$1,165 |
| | 116 THERAPEUTIC UPPER GI ENDOSCOPY OR INTUBATION | 6 | \$1,133 | \$1,658 |
| | 117 LOWER GASTROINTESTINAL ENDOSCOPY | 308 | \$1,019 | \$1,067 |
| | 119 HERNIA AND HYDROCELE PROCEDURES | 33 | \$2,775 | \$3,280 |
| | 120 COMPLEX ANAL AND RECTAL PROCEDURES | 6 | \$2,871 | \$2,685 |
| | 123 COMPLEX LAPAROSCOPIC PROCEDURES | 45 | \$5,947 | \$5,679 |
| | 124 SIMPLE LAPAROSCOPIC PROCEDURES | 1 | \$8,461 | \$9,924 |
| 07 | URINARY SYSTEM | 2 | \$2,521 | \$4,153 |
| | 135 MODERATE CYSTOURETHROSCOPY | 2 | \$2,521 | \$3,140 |
| 08 | MALE GENITAL SYSTEM | 1 | \$1,428 | \$3,036 |
| | 154 SIMPLE PENILE PROCEDURES | 1 | \$1,428 | \$1,905 |
| 09 | FEMALE GENITAL SYSTEM | 21 | \$3,011 | \$3,633 |
| | 176 COMPLEX FEMALE REPRODUCTIVE PROCEDURES | 2 | \$3,840 | \$4,657 |
| | 177 SIMPLE FEMALE REPRODUCTIVE PROCEDURES | 4 | \$1,714 | \$2,716 |
| | 178 DILATION AND CURETTAGE | 1 | \$1,382 | \$2,156 |
| | 179 HYSTEROSCOPY | 14 | \$3,379 | \$4,046 |
| 10 | NERVOUS SYSTEM | 3 | \$1,543 | \$1,539 |
| | 198 NERVE REPAIR AND DESTRUCTION | 3 | \$1,543 | \$2,246 |
| 12 | FACIAL, EAR, NOSE, MOUTH AND THROAT | 21 | \$1,609 | \$2,232 |
| | 234 COMPLEX FACIAL AND ENT PROCEDURES | 1 | \$2,292 | \$4,546 |
| | 235 SIMPLE FACIAL AND ENT PROCEDURES | 12 | \$1,372 | \$1,623 |
| | 236 TONSIL AND ADENOID PROCEDURES | 8 | \$1,879 | \$2,001 |

SOURCE: Utah Ambulatory Surgery Database

Utah Health Data Committee/Office of Health Care Statistics

Reportable* excludes codes in the former "Other" category and CPT blood draw codes in previous reports.

AMB ST 1-6
UTAH HOSPITAL AND FREESTANDING AMBULATORY SURGERY CENTER (FASC) UTILIZATION AND CHARGE PROFILE OF OUTPATIENT SURGERY, 2005
NUMBER OF SELECTED AMBULATORY SURGERY PATIENT VISITS BY PATIENT PROFILE

104 Bear River Valley Hospital

| Patient Profile | Patient Visits | | Patient Visits-All Hospitals | |
|----------------------------|----------------|------|------------------------------|------|
| | (#) | (%) | (#) | (%) |
| GENDER | | | | |
| Female | 471 | 56.3 | 121,269 | 54.3 |
| Male | 365 | 43.7 | 101,991 | 45.7 |
| Unknown | 0 | 0.0 | 13 | 0.0 |
| Not Reported | 0 | 0.0 | 5 | 0.0 |
| AGE | | | | |
| 1-28 days | 0 | 0.0 | 469 | 0.2 |
| 29-365 days | 4 | 0.5 | 3,008 | 1.3 |
| 1-4 years | 11 | 1.3 | 10,999 | 4.9 |
| 5-9 | 4 | 0.5 | 6,321 | 2.8 |
| 10-14 | 14 | 1.7 | 4,532 | 2.0 |
| 15-17 | 13 | 1.6 | 4,858 | 2.2 |
| 18-19 | 19 | 2.3 | 3,511 | 1.6 |
| 20-24 | 37 | 4.4 | 10,616 | 4.8 |
| 25-29 | 59 | 7.1 | 12,207 | 5.5 |
| 30-34 | 43 | 5.1 | 11,660 | 5.2 |
| 35-39 | 40 | 4.8 | 11,852 | 5.3 |
| 40-44 | 60 | 7.2 | 14,382 | 6.4 |
| 45-49 | 55 | 6.6 | 17,465 | 7.8 |
| 50-54 | 96 | 11.5 | 24,332 | 10.9 |
| 55-59 | 75 | 9.0 | 20,472 | 9.2 |
| 60-64 | 62 | 7.4 | 17,241 | 7.7 |
| 65-69 | 77 | 9.2 | 15,102 | 6.8 |
| 70-74 | 60 | 7.2 | 12,741 | 5.7 |
| 75-79 | 58 | 6.9 | 10,692 | 4.8 |
| 80-84 | 37 | 4.4 | 6,850 | 3.1 |
| 85-89 | 11 | 1.3 | 3,124 | 1.4 |
| 90 + | 1 | 0.1 | 842 | 0.4 |
| Not Reported | 0 | 0.0 | 471 | 0.2 |
| SOURCE OF ADMISSION | | | | |
| Physician Referral | 809 | 96.8 | 197,732 | 88.6 |
| Clinic Referral | 0 | 0.0 | 511 | 0.2 |
| HMO Referral | 0 | 0.0 | 3,452 | 1.5 |
| Other Hospital | 0 | 0.0 | 121 | 0.1 |
| Skilled Nursing Facility | 0 | 0.0 | 19 | 0.0 |
| Other Health Care Facility | 0 | 0.0 | 36 | 0.0 |
| Emergency Room | 27 | 3.2 | 4,092 | 1.8 |
| Court/Law Enforcement | 0 | 0.0 | 0 | 0.0 |
| Unknown | 0 | 0.0 | 7 | 0.0 |
| Not Reported | 0 | 0.0 | 17,308 | 7.8 |

(Continued)

AMB ST 1-6
UTAH HOSPITAL AND FREESTANDING AMBULATORY SURGERY CENTER (FASC) UTILIZATION AND CHARGE PROFILE OF OUTPATIENT SURGERY, 2005
NUMBER OF SELECTED AMBULATORY SURGERY PATIENT VISITS BY PATIENT PROFILE

104 Bear River Valley Hospital

| Patient Profile | Patient Visits | | Patient Visits-All Hospitals | |
|---|----------------|------|------------------------------|------|
| | (#) | (%) | (#) | (%) |
| DISCHARGE STATUS | | | | |
| Home or Self Care | 835 | 99.9 | 222,736 | 99.8 |
| Another Hospital | 0 | 0.0 | 119 | 0.1 |
| Skilled Nursing Facility | 0 | 0.0 | 104 | 0.0 |
| Intermediate Care Facility | 0 | 0.0 | 9 | 0.0 |
| Another Type of Institution | 0 | 0.0 | 26 | 0.0 |
| Under Care of Home Service | 0 | 0.0 | 191 | 0.1 |
| Left Against Medical Advice | 1 | 0.1 | 24 | 0.0 |
| Under Care of Home IV Provider | 0 | 0.0 | 11 | 0.0 |
| Expired | 0 | 0.0 | 12 | 0.0 |
| Unknown | 0 | 0.0 | 46 | 0.0 |
| Not Reported | 0 | 0.0 | 0 | 0.0 |
| PRIMARY PAYER | | | | |
| Medicare | 241 | 28.8 | 49,290 | 22.1 |
| Medicaid | 28 | 3.3 | 14,728 | 6.6 |
| Other government | 8 | 1.0 | 5,443 | 2.4 |
| Blue Cross/Blue Shield | 85 | 10.2 | 29,900 | 13.4 |
| Other Commercial | 18 | 2.2 | 14,398 | 6.4 |
| Managed Care(HMO, PPO) | 318 | 38.0 | 101,684 | 45.5 |
| Self Pay | 130 | 15.6 | 2,175 | 1.0 |
| Industrial & Worker Comp | 6 | 0.7 | 4,017 | 1.8 |
| Charity and Unclassified | 0 | 0.0 | 206 | 0.1 |
| Childrens Health Insurance | 1 | 0.1 | 197 | 0.1 |
| Unknown | 1 | 0.1 | 1,148 | 0.5 |
| Not Reported | 0 | 0.0 | 92 | 0.0 |
| LOCAL HEALTH DISTRICT OF PATIENT RESIDENCE | | | | |
| Bear River | 736 | 88.0 | 15,256 | 6.8 |
| Central Utah | 0 | 0.0 | 8,217 | 3.7 |
| Davis County | 4 | 0.5 | 22,608 | 10.1 |
| Salt Lake County | 5 | 0.6 | 78,843 | 35.3 |
| Southeastern Utah | 0 | 0.0 | 5,233 | 2.3 |
| Southwest Utah | 2 | 0.2 | 12,333 | 5.5 |
| Summit County | 0 | 0.0 | 3,135 | 1.4 |
| Tooele County | 0 | 0.0 | 4,296 | 1.9 |
| Tri-County | 1 | 0.1 | 5,769 | 2.6 |
| Utah County | 0 | 0.0 | 35,901 | 16.1 |
| Wasatch County | 0 | 0.0 | 1,724 | 0.8 |
| Weber County | 20 | 2.4 | 20,598 | 9.2 |
| Unknown Utah | 1 | 0.1 | 49 | 0.0 |
| Outside Utah | 67 | 8.0 | 9,153 | 4.1 |
| Unknown, Not Reported | 0 | 0.0 | 163 | 0.1 |

SOURCE: Utah Ambulatory Surgery Database,
Utah Health Data Committee/Office of Health Care Statistics.

AMB ST 1-1
UTAH HOSPITAL AND FREESTANDING AMBULATORY SURGERY CENTER (FASC) UTILIZATION AND CHARGE PROFILE OF OUTPATIENT SURGERY, 2005
NUMBER OF CPT-4 AND ICD-9 REPORTABLE* PROCEDURES BY SELECTED AMBULATORY SURGERY REPORTING CATEGORY

101 Beaver Valley Hospital

| | Procedures Performed | | Procedures Performed-All Hospitals | |
|--|----------------------|-------|------------------------------------|-------|
| | (#) | (%) | (#) | (%) |
| Reporting Category(ICD-9-CM CODES) | 279 | 100.0 | 319,528 | 100.0 |
| Mastectomy (85.0-85.99) | 10 | 3.6 | 7,251 | 2.3 |
| Musculoskeletal (76.0-84.99) | 6 | 2.2 | 62,442 | 19.5 |
| Respiratory (30.0-34.99) | 2 | 0.7 | 3,352 | 1.0 |
| Cardiovascular (35.0-39.99) | 2 | 0.7 | 16,471 | 5.2 |
| Lymphatic/Hemetic (40.0-41.99) | 0 | 0.0 | 2,955 | 0.9 |
| Digestive System (42.0-54.99) | 102 | 36.6 | 105,537 | 33.0 |
| Urinary (55.0-59.99) | 2 | 0.7 | 8,250 | 2.6 |
| Male Genital (60.0-64.99) | 9 | 3.2 | 3,729 | 1.2 |
| Female Genital (65.0-71.99) | 32 | 11.5 | 14,736 | 4.6 |
| Endocrine/Nervous (01.0-07.99) | 18 | 6.5 | 30,031 | 9.4 |
| Eye (08.0-16.99) | 1 | 0.4 | 19,655 | 6.2 |
| Ear (18.0-20.99) | 50 | 17.9 | 15,107 | 4.7 |
| Nose, Mouth, Pharynx (21.0-29.99) | 45 | 16.1 | 30,012 | 9.4 |
| Reporting Category(CPT-4 CODES) | 229 | 100.0 | 307,031 | 100.0 |
| Mastectomy (19120-19220) | 0 | 0.0 | 3,138 | 1.0 |
| Musculoskeletal (20000-29909) | 1 | 0.4 | 61,634 | 20.1 |
| Respiratory (30000-32999 & 39501-39599) | 0 | 0.0 | 13,104 | 4.3 |
| Cardiovascular (33010-37799 & 93501-93660) | 0 | 0.0 | 37,099 | 12.1 |
| Lymphatic/Hemetic (38100-38999) | 0 | 0.0 | 2,706 | 0.9 |
| Digestive (40490-49999) | 137 | 59.8 | 114,818 | 37.4 |
| Urinary (50010-53899) | 0 | 0.0 | 8,591 | 2.8 |
| Male Genital (54000-55899) | 3 | 1.3 | 3,154 | 1.0 |
| Female Genital (56405-58999) | 26 | 11.4 | 11,166 | 3.6 |
| Endocrine/Nervous (60000-64999) | 14 | 6.1 | 31,549 | 10.3 |
| Eye (65091-68899) | 0 | 0.0 | 11,740 | 3.8 |
| Ear (69000-69979) | 48 | 21.0 | 8,332 | 2.7 |

SOURCE: Utah Ambulatory Surgery Database

Utah Health Data Committee/Office of Health Care Statistics.

Reportable* excludes codes in the former "Other" category and CPT blood draw codes in previous reports.

AMB ST 1-2
UTAH HOSPITAL AND FREESTANDING AMBULATORY SURGERY CENTER (FASC) UTILIZATION AND CHARGE PROFILE OF OUTPATIENT SURGERY, 2005
MOST COMMONLY PERFORMED CPT-4 AND ICD-9 REPORTABLE* PROCEDURES

101 Beaver Valley Hospital

| ICD-9 CODE | ICD-9 DESCRIPTION | # | % | % ALL Hospitals |
|----------------------|-------------------------------------|-----|-------|-----------------|
| All ICD-9 Procedures | | 279 | 100.0 | 100.0 |
| 2001 | MYRINGOTOMY WITH INSERTION OF TUBE | 46 | 16.5 | 3.86 |
| 283 | TONSILLECTOMY WITH ADENOIDECTOMY | 35 | 12.5 | 1.73 |
| 4525 | CLOS [ENDO] BX LARGE INTESTINE | 34 | 12.2 | 2.58 |
| 4523 | COLONOSCOPY | 28 | 10.0 | 7.33 |
| 0443 | RELEASE OF CARPAL TUNNEL | 18 | 6.5 | 1.13 |
| 6909 | OTHER DILATION&CURETTAGE OF UTERUS | 9 | 3.2 | 0.47 |
| 6823 | ENDOMETRIAL ABLATION | 8 | 2.9 | 0.59 |
| 4516 | EGD W/CLOS BX | 7 | 2.5 | 5.33 |
| 282 | TONSILLECTOMY WITHOUT ADENOIDECTOMY | 4 | 1.4 | 0.65 |
| 5301 | UNILATERAL REPAIR DIRECT ING HERNIA | 4 | 1.4 | 0.02 |
| 6629 | OTH BIL ENDO DESTRUC FALLOP TUBES | 4 | 1.4 | 0.31 |
| 6902 | DILATION&CURET FOLLOWING DELIV/AB | 4 | 1.4 | 0.21 |
| 8512 | OPEN BIOPSY OF BREAST | 4 | 1.4 | 0.08 |
| 8521 | LOCAL EXCISION OF LESION OF BREAST | 4 | 1.4 | 0.91 |
| 5341 | REPAIR UMBILICAL HERNIA W/PROSTH | 3 | 1.1 | 0.19 |
| 5351 | INCISIONAL HERNIA REPAIR | 3 | 1.1 | 0.04 |
| 287 | CONTROL OF HEMORRHAGE AFTER T&A | 2 | 0.7 | 0.03 |
| 4513 | OTHER ENDOSCOPY OF SMALL INTESTINE | 2 | 0.7 | 2.02 |
| 4903 | EXCISION OF PERIANAL SKIN TAGS | 2 | 0.7 | 0.02 |
| 5302 | UNILAT REPAIR INDIRECT ING HERNIA | 2 | 0.7 | 0.10 |

| CPT-4 CODE | CPT-4 DESCRIPTION | # | % | % ALL Hospitals |
|----------------------|----------------------------------|-----|-------|-----------------|
| All CPT-4 Procedures | | 229 | 100.0 | 100.0 |
| 44388 | COLONOSCOPY-STOMA; DX-SEP PROC | 49 | 21.4 | 0.02 |
| 69436 | TYMPANOSTOMY GENERAL ANESTHESIA | 47 | 20.5 | 2.08 |
| 42820 | T&A; UNDER AGE 12 | 26 | 11.4 | 1.38 |
| 64721 | NEUROPLASTY; MEDIAN CARPAL TUNNE | 14 | 6.1 | 0.72 |
| 45380 | COLONOSCOPY FLEX; W/BX 1/MX | 13 | 5.7 | 5.50 |
| 43235 | UGI ENDO; DX W/WO CLCT SPECMN-SP | 11 | 4.8 | 1.34 |
| 45378 | COLONOSCOPY FLEX; DX-SEP PROC | 11 | 4.8 | 7.15 |
| 49505 | REPR INIT ING HERNIA 5YR/MORE; R | 10 | 4.4 | 0.95 |
| 58120 | DILATION & CURET DX &/ THERAPEUT | 10 | 4.4 | 0.22 |
| 42821 | T&A; AGE 12 OR OVER | 9 | 3.9 | 0.36 |
| 58353 | ENDOMET ABLAT THERM W/O SCOPE GU | 8 | 3.5 | 0.15 |
| 58671 | LAP SURG; W/OCCLUS OVIDUCTS-DEVI | 6 | 2.6 | 0.18 |
| 45330 | SIGMOIDOSCOPY FLEX; DX-SEP PROC | 2 | 0.9 | 0.14 |
| 49585 | REPR UMBIL HERNIA 5YR/OVER; RDUC | 2 | 0.9 | 0.30 |
| 28820 | AMP TOE; METATARSOPHALANGEAL JOI | 1 | 0.4 | 0.04 |
| 42962 | CONTRL OROPHARYNG HEMORR; W/SURG | 1 | 0.4 | 0.01 |
| 44389 | COLONSCPY THRU STOMA; W/BX 1/MX | 1 | 0.4 | 0.01 |
| 49500 | REPR INIT ING HERNIA 6MO-<5YR; R | 1 | 0.4 | 0.08 |
| 49560 | REPR INIT INCS/VENT HERNIA; RDUC | 1 | 0.4 | 0.15 |
| 55040 | EXCISION OF HYDROCELE; UNILATERA | 1 | 0.4 | 0.06 |

SOURCE: Utah Ambulatory Surgery Database

Utah Health Data Committee/Office of Health Care Statistics

Reportable* excludes codes in the former "Other" category and CPT4 blood draw codes in previous reports.

AMB ST 1-3

UTAH HOSPITAL AND FREESTANDING AMBULATORY SURGERY CENTER (FASC) UTILIZATION AND CHARGE PROFILE OF OUTPATIENT SURGERY, 2005
 AVERAGE TOTAL CHARGES FOR MOST COMMONLY PERFORMED CPT-4 AND ICD-9 REPORTABLE* PROCEDURES, SINGLE ICD-9 OR CPT-4 ONLY

101 Beaver Valley Hospital

| ICD-9 CODE | ICD-9 DESCRIPTION | # | AVE TOT CHR | AVE TOT CHR(ALL Hospitals) |
|------------------|-------------------------------------|-----|-------------|-----------------------------|
| ICD-9 Procedures | | 229 | \$1,457 | \$2,879 |
| 2001 | MYRINGOTOMY WITH INSERTION OF TUBE | 44 | \$1,146 | \$1,307 |
| 4525 | CLOS [ENDO] BX LARGE INTESTINE | 33 | \$819 | \$1,300 |
| 283 | TONSILLECTOMY WITH ADENOIDECTOMY | 31 | \$2,264 | \$1,976 |
| 4523 | COLONOSCOPY | 24 | \$731 | \$903 |
| 0443 | RELEASE OF CARPAL TUNNEL | 18 | \$1,457 | \$1,948 |
| 6909 | OTHER DILATION&CURETTAGE OF UTERUS | 8 | \$1,837 | \$2,385 |
| 6823 | ENDOMETRIAL ABLATION | 7 | \$3,547 | \$4,658 |
| 4516 | EGD W/CLOS BX | 6 | \$664 | \$1,210 |
| 6629 | OTH BIL ENDO DESTRUC FALLOP TUBES | 4 | \$3,485 | \$3,429 |
| 6902 | DILATION&CURET FOLLOWING DELIV/AB | 4 | \$1,695 | \$2,542 |
| 8521 | LOCAL EXCISION OF LESION OF BREAST | 4 | \$1,341 | \$2,505 |
| 8512 | OPEN BIOPSY OF BREAST | 3 | \$1,866 | \$2,626 |
| 282 | TONSILLECTOMY WITHOUT ADENOIDECTOMY | 2 | \$2,151 | \$2,177 |
| 4513 | OTHER ENDOSCOPY OF SMALL INTESTINE | 2 | \$693 | \$1,077 |
| 5301 | UNILATERAL REPAIR DIRECT ING HERNIA | 2 | \$2,359 | \$3,184 |
| 5349 | OTHER UMBILICAL HERNIORRHAPHY | 2 | \$2,266 | \$2,628 |
| 5351 | INCISIONAL HERNIA REPAIR | 2 | \$3,064 | \$3,618 |
| 612 | EXCISION OF HYDROCELE | 2 | \$961 | \$2,436 |
| 6639 | OTH BILAT DESTRUC/OCCL FALLOP TUBES | 2 | \$3,760 | \$3,410 |
| 7972 | CLOSED REDUCTION DISLOCATION ELBOW | 2 | \$0 | \$2,267 |

| CPT-4 CODE | CPT-4 DESCRIPTION | # | AVE TOT CHR | AVE TOT CHR(ALL Hospitals) |
|------------------|----------------------------------|-----|-------------|-----------------------------|
| CPT-4 Procedures | | 219 | \$1,504 | \$2,664 |
| 44388 | COLONOSCOPY-STOMA; DX-SEP PROC | 48 | \$833 | \$821 |
| 69436 | TYMPANOSTOMY GENERAL ANESTHESIA | 47 | \$1,149 | \$1,069 |
| 42820 | T&A; UNDER AGE 12 | 25 | \$2,207 | \$1,897 |
| 64721 | NEUROPLASTY; MEDIAN CARPAL TUNNE | 14 | \$1,493 | \$1,939 |
| 45380 | COLONOSCOPY FLEX; W/BX 1/MX | 12 | \$1,044 | \$1,227 |
| 45378 | COLONOSCOPY FLEX; DX-SEP PROC | 11 | \$738 | \$907 |
| 49505 | REPR INIT ING HERNIA 5YR/MORE; R | 10 | \$2,253 | \$3,442 |
| 58120 | DILATION & CURET DX &/ THERAPEUT | 10 | \$1,881 | \$2,156 |
| 43235 | UGI ENDO; DX W/VO CLCT SPECMN-SP | 9 | \$751 | \$1,012 |
| 42821 | T&A; AGE 12 OR OVER | 8 | \$2,238 | \$2,175 |
| 58353 | ENDOMET ABLAT THERM W/O SCOPE GU | 7 | \$3,274 | \$3,988 |
| 58671 | LAP SURG; W/OCCLUS OVIDUCTS-DEVI | 5 | \$3,618 | \$3,702 |
| 45330 | SIGMOIDOSCOPY FLEX; DX-SEP PROC | 2 | \$448 | \$595 |
| 49585 | REPR UMBIL HERNIA 5YR/OVER; RDOC | 2 | \$2,356 | \$3,244 |
| 28820 | AMP TOE; METATARSOPHALANGEAL JOI | 1 | \$1,424 | \$2,807 |
| 44389 | COLONOSCPY THRU STOMA; W/BX 1/MX | 1 | \$2,215 | \$1,115 |
| 49560 | REPR INIT INCS/VENT HERNIA; RDOC | 1 | \$2,773 | \$3,335 |
| 55040 | EXCISION OF HYDROCELE; UNILATERA | 1 | \$1,923 | \$2,482 |
| 55250 | VASECT UNI/BIL-SEP PROC-POSTOP S | 1 | \$821 | \$2,731 |
| 55520 | EXC LESION SPERMATIC CORD-SEP PR | 1 | \$2,114 | \$2,918 |

SOURCE: Utah Ambulatory Surgery Database
 Reportable* excludes codes in the former "Other" category and CPT4 blood draw codes in previous reports.

AMB ST 1-4
UTAH HOSPITAL AND FREESTANDING AMBULATORY SURGERY CENTER (FASC) UTILIZATION AND CHARGE PROFILE OF OUTPATIENT SURGERY, 2005
PROCEDURE APG CATEGORY, PROCEDURE APG, BASED ON REPORTABLE* CPT-4 PROCEDURES

101 Beaver Valley Hospital

| Procedure APG category | | TOTAL # | TOTAL # (ALL Hospitals) |
|------------------------|---|---------|-------------------------|
| Procedure APG | | | |
| 01 | INTEGUMENTARY SYSTEM | 1 | 9,625 |
| | 007 COMPLEX EXCISION, BIOPSY AND DEBRIDEMENT | 1 | 1,172 |
| 02 | MUSCULOSKELETAL SYSTEM | 1 | 55,271 |
| | 024 SIMPLE HAND AND FOOT MUSCULOSKELETAL PROCEDURES | 1 | 11,501 |
| 06 | DIGESTIVE SYSTEM | 108 | 103,000 |
| | 113 ANOSCOPY WITH BIOPSY AND DIAGNOSTIC PROCTOSIGMOIDOSCOPY | 2 | 683 |
| | 115 DIAGNOSTIC UPPER GI ENDOSCOPY OR INTUBATION | 11 | 20,979 |
| | 117 LOWER GASTROINTESTINAL ENDOSCOPY | 74 | 47,252 |
| | 119 HERNIA AND HYDROCELE PROCEDURES | 15 | 7,107 |
| | 123 COMPLEX LAPAROSCOPIC PROCEDURES | 6 | 14,888 |
| 08 | MALE GENITAL SYSTEM | 2 | 2,798 |
| | 151 TESTICULAR AND EPIDIDYMAL PROCEDURES | 2 | 1,409 |
| 09 | FEMALE GENITAL SYSTEM | 18 | 6,527 |
| | 176 COMPLEX FEMALE REPRODUCTIVE PROCEDURES | 8 | 1,506 |
| | 178 DILATION AND CURETTAGE | 10 | 663 |
| 10 | NERVOUS SYSTEM | 14 | 27,778 |
| | 198 NERVE REPAIR AND DESTRUCTION | 14 | 4,700 |
| 12 | FACIAL, EAR, NOSE, MOUTH AND THROAT | 83 | 28,941 |
| | 234 COMPLEX FACIAL AND ENT PROCEDURES | 1 | 5,313 |
| | 235 SIMPLE FACIAL AND ENT PROCEDURES | 47 | 14,825 |
| | 236 TONSIL AND ADENOID PROCEDURES | 35 | 8,558 |

SOURCE: Utah Ambulatory Surgery Database

Utah Health Data Committee/Office of Health Care Statistics

Reportable* excludes codes in the former "Other" category and CPT blood draw codes in previous reports.

AMB ST 1-5
UTAH HOSPITAL AND FREESTANDING AMBULATORY SURGERY CENTER (FASC) UTILIZATION AND CHARGE PROFILE OF OUTPATIENT SURGERY, 2005
PROCEDURE APG CATEGORY, PROCEDURE APG, SINGLE APG ONLY
BASED ON REPORTABLE* CPT-4 PROCEDURES

101 Beaver Valley Hospital

| Procedure APG category | Procedure APG | TOTAL # | AVE TOT CHR | AVE TOT CHRG(ALL Hospitals) |
|------------------------|---|---------|-------------|------------------------------|
| 01 | INTEGUMENTARY SYSTEM | 1 | \$831 | \$2,720 |
| | 007 COMPLEX EXCISION, BIOPSY AND DEBRIDEMENT | 1 | \$831 | \$2,947 |
| 02 | MUSCULOSKELETAL SYSTEM | 1 | \$1,424 | \$3,739 |
| | 024 SIMPLE HAND AND FOOT MUSCULOSKELETAL PROCEDURES | 1 | \$1,424 | \$2,497 |
| 06 | DIGESTIVE SYSTEM | 102 | \$1,182 | \$1,962 |
| | 113 ANOSCOPY WITH BIOPSY AND DIAGNOSTIC PROCTOSIGMOIDOSCOPY | 2 | \$448 | \$984 |
| | 115 DIAGNOSTIC UPPER GI ENDOSCOPY OR INTUBATION | 9 | \$751 | \$1,165 |
| | 117 LOWER GASTROINTESTINAL ENDOSCOPY | 72 | \$873 | \$1,067 |
| | 119 HERNIA AND HYDROCELE PROCEDURES | 14 | \$2,281 | \$3,280 |
| | 123 COMPLEX LAPAROSCOPIC PROCEDURES | 5 | \$3,618 | \$5,679 |
| 08 | MALE GENITAL SYSTEM | 2 | \$1,468 | \$3,036 |
| | 151 TESTICULAR AND EPIDIDYMAL PROCEDURES | 2 | \$1,468 | \$2,586 |
| 09 | FEMALE GENITAL SYSTEM | 17 | \$2,454 | \$3,633 |
| | 176 COMPLEX FEMALE REPRODUCTIVE PROCEDURES | 7 | \$3,274 | \$4,657 |
| | 178 DILATION AND CURETTAGE | 10 | \$1,881 | \$2,156 |
| 10 | NERVOUS SYSTEM | 14 | \$1,493 | \$1,539 |
| | 198 NERVE REPAIR AND DESTRUCTION | 14 | \$1,493 | \$2,246 |
| 12 | FACIAL, EAR, NOSE, MOUTH AND THROAT | 80 | \$1,588 | \$2,232 |
| | 235 SIMPLE FACIAL AND ENT PROCEDURES | 47 | \$1,149 | \$1,623 |
| | 236 TONSIL AND ADENOID PROCEDURES | 33 | \$2,215 | \$2,001 |

SOURCE: Utah Ambulatory Surgery Database

Utah Health Data Committee/Office of Health Care Statistics

Reportable* excludes codes in the former "Other" category and CPT blood draw codes in previous reports.

AMB ST 1-6
UTAH HOSPITAL AND FREESTANDING AMBULATORY SURGERY CENTER (FASC) UTILIZATION AND CHARGE PROFILE OF OUTPATIENT SURGERY, 2005
NUMBER OF SELECTED AMBULATORY SURGERY PATIENT VISITS BY PATIENT PROFILE

101 Beaver Valley Hospital

| Patient Profile | Patient Visits | | Patient Visits-All Hospitals | |
|----------------------------|----------------|------|------------------------------|------|
| | (#) | (%) | (#) | (%) |
| GENDER | | | | |
| Female | 151 | 53.7 | 121,269 | 54.3 |
| Male | 126 | 44.8 | 101,991 | 45.7 |
| Unknown | 0 | 0.0 | 13 | 0.0 |
| Not Reported | 4 | 1.4 | 5 | 0.0 |
| AGE | | | | |
| 1-28 days | 0 | 0.0 | 469 | 0.2 |
| 29-365 days | 23 | 8.2 | 3,008 | 1.3 |
| 1-4 years | 34 | 12.1 | 10,999 | 4.9 |
| 5-9 | 14 | 5.0 | 6,321 | 2.8 |
| 10-14 | 10 | 3.6 | 4,532 | 2.0 |
| 15-17 | 8 | 2.8 | 4,858 | 2.2 |
| 18-19 | 2 | 0.7 | 3,511 | 1.6 |
| 20-24 | 12 | 4.3 | 10,616 | 4.8 |
| 25-29 | 9 | 3.2 | 12,207 | 5.5 |
| 30-34 | 14 | 5.0 | 11,660 | 5.2 |
| 35-39 | 14 | 5.0 | 11,852 | 5.3 |
| 40-44 | 17 | 6.0 | 14,382 | 6.4 |
| 45-49 | 22 | 7.8 | 17,465 | 7.8 |
| 50-54 | 25 | 8.9 | 24,332 | 10.9 |
| 55-59 | 27 | 9.6 | 20,472 | 9.2 |
| 60-64 | 26 | 9.3 | 17,241 | 7.7 |
| 65-69 | 8 | 2.8 | 15,102 | 6.8 |
| 70-74 | 6 | 2.1 | 12,741 | 5.7 |
| 75-79 | 4 | 1.4 | 10,692 | 4.8 |
| 80-84 | 6 | 2.1 | 6,850 | 3.1 |
| 85-89 | 0 | 0.0 | 3,124 | 1.4 |
| 90 + | 0 | 0.0 | 842 | 0.4 |
| Not Reported | 0 | 0.0 | 471 | 0.2 |
| SOURCE OF ADMISSION | | | | |
| Physician Referral | 250 | 89.0 | 197,732 | 88.6 |
| Clinic Referral | 5 | 1.8 | 511 | 0.2 |
| HMO Referral | 0 | 0.0 | 3,452 | 1.5 |
| Other Hospital | 0 | 0.0 | 121 | 0.1 |
| Skilled Nursing Facility | 0 | 0.0 | 19 | 0.0 |
| Other Health Care Facility | 0 | 0.0 | 36 | 0.0 |
| Emergency Room | 26 | 9.3 | 4,092 | 1.8 |
| Court/Law Enforcement | 0 | 0.0 | 0 | 0.0 |
| Unknown | 0 | 0.0 | 7 | 0.0 |
| Not Reported | 0 | 0.0 | 17,308 | 7.8 |

(Continued)

AMB ST 1-6
UTAH HOSPITAL AND FREESTANDING AMBULATORY SURGERY CENTER (FASC) UTILIZATION AND CHARGE PROFILE OF OUTPATIENT SURGERY, 2005
NUMBER OF SELECTED AMBULATORY SURGERY PATIENT VISITS BY PATIENT PROFILE

101 Beaver Valley Hospital

| Patient Profile | Patient Visits | | Patient Visits-All Hospitals | |
|---|----------------|------|------------------------------|------|
| | (#) | (%) | (#) | (%) |
| DISCHARGE STATUS | | | | |
| Home or Self Care | 278 | 98.9 | 222,736 | 99.8 |
| Another Hospital | 3 | 1.1 | 119 | 0.1 |
| Skilled Nursing Facility | 0 | 0.0 | 104 | 0.0 |
| Intermediate Care Facility | 0 | 0.0 | 9 | 0.0 |
| Another Type of Institution | 0 | 0.0 | 26 | 0.0 |
| Under Care of Home Service | 0 | 0.0 | 191 | 0.1 |
| Left Against Medical Advice | 0 | 0.0 | 24 | 0.0 |
| Under Care of Home IV Provider | 0 | 0.0 | 11 | 0.0 |
| Expired | 0 | 0.0 | 12 | 0.0 |
| Unknown | 0 | 0.0 | 46 | 0.0 |
| Not Reported | 0 | 0.0 | 0 | 0.0 |
| PRIMARY PAYER | | | | |
| Medicare | 23 | 8.2 | 49,290 | 22.1 |
| Medicaid | 39 | 13.9 | 14,728 | 6.6 |
| Other government | 7 | 2.5 | 5,443 | 2.4 |
| Blue Cross/Blue Shield | 38 | 13.5 | 29,900 | 13.4 |
| Other Commercial | 61 | 21.7 | 14,398 | 6.4 |
| Managed Care(HMO, PPO) | 98 | 34.9 | 101,684 | 45.5 |
| Self Pay | 7 | 2.5 | 2,175 | 1.0 |
| Industrial & Worker Comp | 5 | 1.8 | 4,017 | 1.8 |
| Charity and Unclassified | 0 | 0.0 | 206 | 0.1 |
| Childrens Health Insurance | 1 | 0.4 | 197 | 0.1 |
| Unknown | 0 | 0.0 | 1,148 | 0.5 |
| Not Reported | 2 | 0.7 | 92 | 0.0 |
| LOCAL HEALTH DISTRICT OF PATIENT RESIDENCE | | | | |
| Bear River | 0 | 0.0 | 15,256 | 6.8 |
| Central Utah | 5 | 1.8 | 8,217 | 3.7 |
| Davis County | 1 | 0.4 | 22,608 | 10.1 |
| Salt Lake County | 0 | 0.0 | 78,843 | 35.3 |
| Southeastern Utah | 2 | 0.7 | 5,233 | 2.3 |
| Southwest Utah | 266 | 94.7 | 12,333 | 5.5 |
| Summit County | 0 | 0.0 | 3,135 | 1.4 |
| Tooele County | 0 | 0.0 | 4,296 | 1.9 |
| Tri-County | 0 | 0.0 | 5,769 | 2.6 |
| Utah County | 2 | 0.7 | 35,901 | 16.1 |
| Wasatch County | 0 | 0.0 | 1,724 | 0.8 |
| Weber County | 0 | 0.0 | 20,598 | 9.2 |
| Unknown Utah | 1 | 0.4 | 49 | 0.0 |
| Outside Utah | 3 | 1.1 | 9,153 | 4.1 |
| Unknown, Not Reported | 1 | 0.4 | 163 | 0.1 |

SOURCE: Utah Ambulatory Surgery Database,
Utah Health Data Committee/Office of Health Care Statistics.

AMB ST 1-1
UTAH HOSPITAL AND FREESTANDING AMBULATORY SURGERY CENTER (FASC) UTILIZATION AND CHARGE PROFILE OF OUTPATIENT SURGERY, 2005
NUMBER OF CPT-4 AND ICD-9 REPORTABLE* PROCEDURES BY SELECTED AMBULATORY SURGERY REPORTING CATEGORY

103 Brigham City Community Hospital

| | Procedures Performed | | Procedures Performed-All Hospitals | |
|--|----------------------|-------|------------------------------------|-------|
| | (#) | (%) | (#) | (%) |
| Reporting Category(ICD-9-CM CODES) | 3,532 | 100.0 | 319,528 | 100.0 |
| Mastectomy (85.0-85.99) | 85 | 2.4 | 7,251 | 2.3 |
| Musculoskeletal (76.0-84.99) | 717 | 20.3 | 62,442 | 19.5 |
| Respiratory (30.0-34.99) | 2 | 0.1 | 3,352 | 1.0 |
| Cardiovascular (35.0-39.99) | 9 | 0.3 | 16,471 | 5.2 |
| Lymphatic/Hemetic (40.0-41.99) | 19 | 0.5 | 2,955 | 0.9 |
| Digestive System (42.0-54.99) | 1,129 | 32.0 | 105,537 | 33.0 |
| Urinary (55.0-59.99) | 20 | 0.6 | 8,250 | 2.6 |
| Male Genital (60.0-64.99) | 16 | 0.5 | 3,729 | 1.2 |
| Female Genital (65.0-71.99) | 403 | 11.4 | 14,736 | 4.6 |
| Endocrine/Nervous (01.0-07.99) | 289 | 8.2 | 30,031 | 9.4 |
| Eye (08.0-16.99) | 503 | 14.2 | 19,655 | 6.2 |
| Ear (18.0-20.99) | 205 | 5.8 | 15,107 | 4.7 |
| Nose, Mouth, Pharynx (21.0-29.99) | 135 | 3.8 | 30,012 | 9.4 |
| Reporting Category(CPT-4 CODES) | 2,454 | 100.0 | 307,031 | 100.0 |
| Mastectomy (19120-19220) | 44 | 1.8 | 3,138 | 1.0 |
| Musculoskeletal (20000-29909) | 516 | 21.0 | 61,634 | 20.1 |
| Respiratory (30000-32999 & 39501-39599) | 36 | 1.5 | 13,104 | 4.3 |
| Cardiovascular (33010-37799 & 93501-93660) | 28 | 1.1 | 37,099 | 12.1 |
| Lymphatic/Hemetic (38100-38999) | 14 | 0.6 | 2,706 | 0.9 |
| Digestive (40490-49999) | 1,074 | 43.8 | 114,818 | 37.4 |
| Urinary (50010-53899) | 16 | 0.7 | 8,591 | 2.8 |
| Male Genital (54000-55899) | 12 | 0.5 | 3,154 | 1.0 |
| Female Genital (56405-58999) | 197 | 8.0 | 11,166 | 3.6 |
| Endocrine/Nervous (60000-64999) | 161 | 6.6 | 31,549 | 10.3 |
| Eye (65091-68899) | 252 | 10.3 | 11,740 | 3.8 |
| Ear (69000-69979) | 104 | 4.2 | 8,332 | 2.7 |

SOURCE: Utah Ambulatory Surgery Database

Utah Health Data Committee/Office of Health Care Statistics.

Reportable* excludes codes in the former "Other" category and CPT blood draw codes in previous reports.

AMB ST 1-2
UTAH HOSPITAL AND FREESTANDING AMBULATORY SURGERY CENTER (FASC) UTILIZATION AND CHARGE PROFILE OF OUTPATIENT SURGERY, 2005
MOST COMMONLY PERFORMED CPT-4 AND ICD-9 REPORTABLE* PROCEDURES

103 Brigham City Community Hospital

| ICD-9 CODE | ICD-9 DESCRIPTION | # | % | % ALL Hospitals |
|----------------------|-------------------------------------|-------|-------|-----------------|
| All ICD-9 Procedures | | 3,532 | 100.0 | 100.0 |
| 4523 | COLONOSCOPY | 257 | 7.3 | 7.33 |
| 1371 | INSRT IOL-CATARACT EXTRACT-1 STAGE | 211 | 6.0 | 1.42 |
| 1341 | PHACOEMLUSIFICATION&ASPIR CATARACT | 208 | 5.9 | 1.43 |
| 4516 | EGD W/CLOS BX | 187 | 5.3 | 5.33 |
| 2001 | MYRINGOTOMY WITH INSERTION OF TUBE | 183 | 5.2 | 3.86 |
| 4525 | CLOS [ENDO] BX LARGE INTESTINE | 177 | 5.0 | 2.58 |
| 0392 | INJECTION OTH AGT INTO SPINAL CANAL | 133 | 3.8 | 3.15 |
| 0391 | INJECTION ANES-SPINAL CANAL ANALG | 83 | 2.3 | 2.49 |
| 8021 | ARTHROSCOPY OF SHOULDER | 75 | 2.1 | 0.29 |
| 8026 | ARTHROSCOPY OF KNEE | 71 | 2.0 | 0.52 |
| 283 | TONSILLECTOMY WITH ADENOIDECTOMY | 70 | 2.0 | 1.73 |
| 6812 | HYSTEROSCOPY | 69 | 2.0 | 0.29 |
| 6823 | ENDOMETRIAL ABLATION | 69 | 2.0 | 0.59 |
| 5123 | LAPAROSCOPIC CHOLECYSTECTOMY | 65 | 1.8 | 1.93 |
| 806 | EXCISION SEMILUNAR CARTILAGE KNEE | 57 | 1.6 | 1.77 |
| 8183 | OTHER REPAIR OF SHOULDER | 56 | 1.6 | 0.73 |
| 0443 | RELEASE OF CARPAL TUNNEL | 53 | 1.5 | 1.13 |
| 4824 | CLOSED BIOPSY OF RECTUM | 52 | 1.5 | 0.55 |
| 4542 | ENDO POLYPECTOMY LARGE INTESTINE | 50 | 1.4 | 3.85 |
| 8521 | LOCAL EXCISION OF LESION OF BREAST | 46 | 1.3 | 0.91 |

| CPT-4 CODE | CPT-4 DESCRIPTION | # | % | % ALL Hospitals |
|----------------------|----------------------------------|-------|-------|-----------------|
| All CPT-4 Procedures | | 2,454 | 100.0 | 100.0 |
| 66984 | EXTRACAPSULAR CATARACT REMV IOL | 210 | 8.6 | 1.43 |
| 45378 | COLONOSCOPY FLEX; DX-SEP PROC | 206 | 8.4 | 7.15 |
| 45380 | COLONOSCOPY FLEX; W/BX 1/MX | 192 | 7.8 | 5.50 |
| 43239 | UGI ENDO; W/BX 1/MX | 187 | 7.6 | 5.40 |
| 62311 | INJ 1 NOT NEUROLYTIC-EPID; LUMB/ | 131 | 5.3 | 1.69 |
| 69436 | TYMPANOSTOMY GENERAL ANESTHESIA | 94 | 3.8 | 2.08 |
| 29826 | SCOPE SHOULDER; DECOMP SUBACROM | 72 | 2.9 | 0.96 |
| 58563 | HYSTEROSC SURG; W/ENDOMETRIAL AB | 69 | 2.8 | 0.46 |
| 42820 | T&A; UNDER AGE 12 | 62 | 2.5 | 1.38 |
| 47563 | LAPARSCPY SURG; CHOLECT W/CHOLAN | 61 | 2.5 | 1.24 |
| 45385 | COLONOSCOPY FLEX; W/REMV LES-SNA | 58 | 2.4 | 1.80 |
| 29881 | SCOPE KNEE SURG;W/MENISCECT MED/ | 42 | 1.7 | 1.52 |
| 49505 | REPR INIT ING HERNIA 5YR/MORE; R | 42 | 1.7 | 0.95 |
| 58662 | LAP SURG; W/FULG/EXCIS LES-OVARY | 41 | 1.7 | 0.49 |
| 44970 | LAPAROSCOPY SURGICAL APPENDECTOM | 40 | 1.6 | 0.50 |
| 29848 | ENDO WRST SURG REL TRNS CARP LIG | 29 | 1.2 | 0.33 |
| 23120 | CLAVICULECTOMY; PARTIAL | 25 | 1.0 | 0.17 |
| 19120 | EXC BRST CYST TUMR/LES OPN M/F 1 | 24 | 1.0 | 0.59 |
| 43248 | UGI ENDO; W/INSRT GUIDE WIRE | 23 | 0.9 | 0.12 |
| 19125 | EXC BRST LES ID RAD MARKR OPN;1 | 20 | 0.8 | 0.27 |

SOURCE: Utah Ambulatory Surgery Database

Utah Health Data Committee/Office of Health Care Statistics

Reportable* excludes codes in the former "Other" category and CPT4 blood draw codes in previous reports.

AMB ST 1-3

UTAH HOSPITAL AND FREESTANDING AMBULATORY SURGERY CENTER (FASC) UTILIZATION AND CHARGE PROFILE OF OUTPATIENT SURGERY, 2005
 AVERAGE TOTAL CHARGES FOR MOST COMMONLY PERFORMED CPT-4 AND ICD-9 REPORTABLE* PROCEDURES, SINGLE ICD-9 OR CPT-4 ONLY

103 Brigham City Community Hospital

| ICD-9 CODE | ICD-9 DESCRIPTION | # | AVE TOT CHR | AVE TOT CHR(ALL Hospitals) |
|------------------|-------------------------------------|-------|-------------|-----------------------------|
| ICD-9 Procedures | | 1,079 | \$2,516 | \$2,879 |
| 4523 | COLONOSCOPY | 223 | \$1,505 | \$903 |
| 4516 | EGD W/CLOS BX | 119 | \$1,507 | \$1,210 |
| 4525 | CLOS [ENDO] BX LARGE INTESTINE | 103 | \$1,817 | \$1,300 |
| 283 | TONSILLECTOMY WITH ADENOIDECTOMY | 64 | \$1,959 | \$1,976 |
| 5123 | LAPAROSCOPIC CHOLECYSTECTOMY | 49 | \$6,733 | \$5,675 |
| 0392 | INJECTION OTH AGT INTO SPINAL CANAL | 48 | \$349 | \$813 |
| 4701 | LAPAROSCOPIC APPENDECTOMY | 27 | \$7,698 | \$7,458 |
| 6952 | ASPIRATION CURET FOLLOWING DELIV/AB | 27 | \$2,054 | \$2,176 |
| 4542 | ENDO POLYPECTOMY LARGE INTESTINE | 21 | \$2,014 | \$1,238 |
| 8521 | LOCAL EXCISION OF LESION OF BREAST | 19 | \$2,487 | \$2,505 |
| 4824 | CLOSED BIOPSY OF RECTUM | 17 | \$1,689 | \$1,219 |
| 5303 | UNILAT REPR DIRECT ING HERN-GFT | 13 | \$4,536 | \$3,672 |
| 5349 | OTHER UMBILICAL HERNIORRHAPHY | 12 | \$2,477 | \$2,628 |
| 4513 | OTHER ENDOSCOPY OF SMALL INTESTINE | 11 | \$1,305 | \$1,077 |
| 5304 | UNILAT REPR INDIRECT ING HERN-GFT | 11 | \$4,663 | \$3,549 |
| 8363 | ROTATOR CUFF REPAIR | 11 | \$6,639 | \$7,038 |
| 8399 | OTH OP MUSCLE TENDON FASC&BURSA | 11 | \$2,205 | \$2,222 |
| 0443 | RELEASE OF CARPAL TUNNEL | 10 | \$1,935 | \$1,948 |
| 5305 | UNILAT REPR ING HERN-GFT/PROS-NOS | 10 | \$4,450 | \$3,771 |
| 8221 | EXCISION LESION TENDON SHEATH HAND | 9 | \$1,884 | \$2,062 |

| CPT-4 CODE | CPT-4 DESCRIPTION | # | AVE TOT CHR | AVE TOT CHR(ALL Hospitals) |
|------------------|-----------------------------------|-------|-------------|-----------------------------|
| CPT-4 Procedures | | 1,662 | \$2,670 | \$2,664 |
| 66984 | EXTRACAPSULAR CATARACT REMV IOL | 196 | \$3,073 | \$2,926 |
| 45378 | COLONOSCOPY FLEX; DX-SEP PROC | 178 | \$1,512 | \$907 |
| 45380 | COLONOSCOPY FLEX; W/BX 1/MX | 149 | \$1,790 | \$1,227 |
| 62311 | INJ 1 NOT NEUROLYTIC-EPID; LUMB/ | 130 | \$376 | \$941 |
| 43239 | UGI ENDO; W/BX 1/MX | 121 | \$1,515 | \$1,205 |
| 69436 | TYMPANOSTOMY GENERAL ANESTHESIA | 83 | \$1,668 | \$1,069 |
| 42820 | T&A; UNDER AGE 12 | 55 | \$1,902 | \$1,897 |
| 58563 | HYSTERO SC SURG; W/ENDOMETRIAL AB | 51 | \$4,121 | \$4,699 |
| 47563 | LAPARSCPY SURG; CHOLECT W/CHOLAN | 46 | \$6,812 | \$5,930 |
| 49505 | REPR INIT ING HERNIA 5YR/MORE; R | 33 | \$4,387 | \$3,442 |
| 29826 | SCOPE SHOULDER; DECOMP SUBACROM | 30 | \$5,116 | \$5,247 |
| 29881 | SCOPE KNEE SURG;W/MENISCECT MED/ | 30 | \$3,907 | \$3,661 |
| 45385 | COLONOSCOPY FLEX; W/REMV LES-SNA | 28 | \$2,002 | \$1,353 |
| 44970 | LAPAROSCOPY SURGICAL APPENDECTOM | 27 | \$7,698 | \$7,429 |
| 29848 | ENDO WRST SURG REL TRNS CARP LIG | 21 | \$2,678 | \$2,203 |
| 19120 | EXC BRST CYST TUMR/LES OPN M/F 1 | 19 | \$2,540 | \$2,463 |
| 19125 | EXC BRST LES ID RAD MARKR OPN;1 | 18 | \$3,120 | \$3,257 |
| 29880 | SCOPE KNEE SURG;W/MENISCECT MED& | 14 | \$3,954 | \$3,915 |
| 36561 | INSRT TUNNL CNTRL CVAD PORT; 5 Y | 12 | \$4,173 | \$4,225 |
| 64721 | NEUROPLASTY; MEDIAN CARPAL TUNNE | 12 | \$2,087 | \$1,939 |

SOURCE: Utah Ambulatory Surgery Database

Reportable* excludes codes in the former "Other" category and CPT4 blood draw codes in previous reports.

AMB ST 1-4
UTAH HOSPITAL AND FREESTANDING AMBULATORY SURGERY CENTER (FASC) UTILIZATION AND CHARGE PROFILE OF OUTPATIENT SURGERY, 2005
PROCEDURE APG CATEGORY, PROCEDURE APG, BASED ON REPORTABLE* CPT-4 PROCEDURES

103 Brigham City Community Hospital

| Procedure APG category | | TOTAL # | TOTAL # (ALL Hospitals) |
|------------------------|---|---------|-------------------------|
| Procedure APG | | | |
| 01 | INTEGUMENTARY SYSTEM | 79 | 9,625 |
| | 002 SUPERFICIAL NEEDLE BIOPSY AND ASPIRATION | 4 | 2,764 |
| | 006 SIMPLE DEBRIDEMENT AND DESTRUCTION | 2 | 163 |
| | 007 COMPLEX EXCISION, BIOPSY AND DEBRIDEMENT | 7 | 1,172 |
| | 008 SIMPLE EXCISION AND BIOPSY | 6 | 975 |
| | 009 COMPLEX SKIN REPAIRS INCL INTEGUMENT GRAFTS, TRANSFER & REARRANGE | 16 | 1,274 |
| | 011 SIMPLE INCISION AND EXCISION OF BREAST | 44 | 2,672 |
| 02 | MUSCULOSKELETAL SYSTEM | 498 | 55,271 |
| | 021 COMPLEX MUSCULOSKELETAL PROCEDURES EXCLUDING HAND AND FOOT | 77 | 6,574 |
| | 022 SIMPLE MUSCULOSKELETAL PROCEDURES EXCLUDING HAND AND FOOT | 18 | 2,116 |
| | 023 COMPLEX HAND AND FOOT MUSCULOSKELETAL PROCEDURES | 6 | 1,982 |
| | 024 SIMPLE HAND AND FOOT MUSCULOSKELETAL PROCEDURES | 86 | 11,501 |
| | 025 ARTHROSCOPY | 208 | 23,586 |
| | 028 CLOSED TREATMENT FX & DISLOCATION OF FINGER, TOE & TRUNK | 1 | 56 |
| | 029 CLOSED TREATMENT FX & DISLOCATION EXC FINGER, TOE & TRUNK | 19 | 610 |
| | 030 OPEN OR PERCUTANEOUS TREATMENT OF FRACTURES | 41 | 4,047 |
| | 031 BONE OR JOINT MANIPULATION UNDER ANESTHESIA | 8 | 429 |
| | 032 BUNION PROCEDURES | 23 | 1,497 |
| | 033 ARTHROPLASTY | 3 | 534 |
| | 035 ARTHROCENTESIS AND LIGAMENT OR TENDON INJECTION | 8 | 1,881 |
| 03 | RESPIRATORY SYSTEM | 20 | 7,516 |
| | 052 NEEDLE AND CATHETER BIOPSY, ASPIRATION, LAVAGE AND INTUBATION | 1 | 721 |
| | 053 COMPLEX ENDOSCOPY OF THE UPPER AIRWAY | 18 | 4,668 |
| | 055 ENDOSCOPY OF THE LOWER AIRWAY | 1 | 1,784 |
| 04 | CARDIOVASCULAR SYSTEM | 4 | 31,224 |
| | 081 SECONDARY VARICOSE VEINS AND VASCULAR INJECTION | 3 | 415 |
| | 083 RESUSCITATION AND CAROTIDOVERSION | 1 | 15 |
| 05 | HEMATOLOGIC, LYMPHATIC, AND ENDOCRINE | 11 | 2,858 |
| | 095 DEEP LYMPH STRUCTURE AND THYROID PROCEDURES | 8 | 1,920 |
| | 097 TRANSFUSION | 3 | 808 |
| 06 | DIGESTIVE SYSTEM | 1,063 | 103,000 |
| | 112 ESOPHAGEAL DILATION WITHOUT ENDOSCOPY | 4 | 1,254 |
| | 113 ANOSCOPY WITH BIOPSY AND DIAGNOSTIC PROCTOSIGMOIDOSCOPY | 5 | 683 |
| | 114 PROCTOSIGMOIDOSCOPY WITH EXCISION OR BIOPSY | 1 | 445 |
| | 115 DIAGNOSTIC UPPER GI ENDOSCOPY OR INTUBATION | 199 | 20,979 |
| | 116 THERAPEUTIC UPPER GI ENDOSCOPY OR INTUBATION | 47 | 5,802 |
| | 117 LOWER GASTROINTESTINAL ENDOSCOPY | 465 | 47,252 |
| | 118 ERCP AND MISCELLANEOUS GI ENDOSCOPY PROCEDURES | 1 | 1,917 |
| | 119 HERNIA AND HYDROCELE PROCEDURES | 92 | 7,107 |
| | 120 COMPLEX ANAL AND RECTAL PROCEDURES | 17 | 966 |
| | 121 SIMPLE ANAL AND RECTAL PROCEDURES | 6 | 565 |
| | 122 MISCELLANEOUS ABDOMINAL PROCEDURES | 4 | 490 |
| | 123 COMPLEX LAPAROSCOPIC PROCEDURES | 221 | 14,888 |
| | 124 SIMPLE LAPAROSCOPIC PROCEDURES | 1 | 244 |
| 07 | URINARY SYSTEM | 16 | 7,371 |
| | 133 URINARY CATHETERIZATION AND DILATATION | 1 | 399 |

AMB ST 1-4
UTAH HOSPITAL AND FREESTANDING AMBULATORY SURGERY CENTER (FASC) UTILIZATION AND CHARGE PROFILE OF OUTPATIENT SURGERY, 2005
PROCEDURE APG CATEGORY, PROCEDURE APG, BASED ON REPORTABLE* CPT-4 PROCEDURES

103 Brigham City Community Hospital

| procedure APG category | | TOTAL # | TOTAL # (ALL Hospitals) |
|------------------------|--|---------|-------------------------|
| procedure APG | | | |
| | 134 COMPLEX CYSTOURETHROSCOPY AND LITHOLAPAXY | 11 | 3,433 |
| | 135 MODERATE CYSTOURETHROSCOPY | 3 | 1,850 |
| | 138 SIMPLE URETHRAL PROCEDURES | 1 | 149 |
| 08 | MALE GENITAL SYSTEM | 11 | 2,798 |
| | 151 TESTICULAR AND EPIDIDYMAL PROCEDURES | 9 | 1,409 |
| | 154 SIMPLE PENILE PROCEDURES | 2 | 711 |
| 09 | FEMALE GENITAL SYSTEM | 124 | 6,527 |
| | 176 COMPLEX FEMALE REPRODUCTIVE PROCEDURES | 9 | 1,506 |
| | 177 SIMPLE FEMALE REPRODUCTIVE PROCEDURES | 31 | 1,484 |
| | 178 DILATION AND CURETTAGE | 4 | 663 |
| | 179 HYSTEROSCOPY | 78 | 2,678 |
| | 180 COLPOSCOPY | 2 | 196 |
| 10 | NERVOUS SYSTEM | 159 | 27,778 |
| | 195 NERVOUS SYSTEM INJECTIONS, STIMULATIONS OR CRANIAL TAP | 133 | 21,371 |
| | 198 NERVE REPAIR AND DESTRUCTION | 25 | 4,700 |
| | 199 SPINAL TAP | 1 | 702 |
| 11 | EYE AND OCULAR ADNEXA | 251 | 11,487 |
| | 214 CATARACT PROCEDURES | 212 | 4,675 |
| | 215 COMPLEX ANTERIOR SEGMENT EYE PROCEDURES | 10 | 528 |
| | 216 MODERATE ANTERIOR SEGMENT EYE PROCEDURES | 4 | 322 |
| | 217 SIMPLE ANTERIOR SEGMENT EYE PROCEDURES | 11 | 201 |
| | 220 STRABISMUS AND MUSCLE EYE PROCEDURES | 6 | 905 |
| | 221 COMPLEX REPAIR AND PLASTIC PROCEDURES OF EYE | 7 | 787 |
| | 222 SIMPLE REPAIR AND PLASTIC PROCEDURES OF EYE | 1 | 630 |
| 12 | FACIAL, EAR, NOSE, MOUTH AND THROAT | 202 | 28,941 |
| | 233 NASAL CAUTERIZATION AND PACKING | 1 | 204 |
| | 234 COMPLEX FACIAL AND ENT PROCEDURES | 9 | 5,313 |
| | 235 SIMPLE FACIAL AND ENT PROCEDURES | 113 | 14,825 |
| | 236 TONSIL AND ADENOID PROCEDURES | 79 | 8,558 |
| 13 | THERAPEUTIC AND OTHER RADIOLOGICAL PROCEDURES | 1 | 3,489 |
| | 255 MISCELLANEOUS RADIOLOGICAL PROCEDURES WITH CONTRAST | 1 | 1,673 |

SOURCE: Utah Ambulatory Surgery Database

Utah Health Data Committee/Office of Health Care Statistics

Reportable* excludes codes in the former "Other" category and CPT blood draw codes in previous reports.

AMB ST 1-5
UTAH HOSPITAL AND FREESTANDING AMBULATORY SURGERY CENTER (FASC) UTILIZATION AND CHARGE PROFILE OF OUTPATIENT SURGERY, 2005
PROCEDURE APG CATEGORY, PROCEDURE APG, SINGLE APG ONLY
BASED ON REPORTABLE* CPT-4 PROCEDURES

103 Brigham City Community Hospital

| Procedure APG category | | | | |
|------------------------|---|---------|-------------|-----------------------------|
| Procedure APG | | TOTAL # | AVE TOT CHR | AVE TOT CHR(ALL Hospitals) |
| 01 | INTEGUMENTARY SYSTEM | 65 | \$2,735 | \$2,720 |
| | 002 SUPERFICIAL NEEDLE BIOPSY AND ASPIRATION | 3 | \$521 | \$2,110 |
| | 006 SIMPLE DEBRIDEMENT AND DESTRUCTION | 1 | \$2,930 | \$2,265 |
| | 007 COMPLEX EXCISION, BIOPSY AND DEBRIDEMENT | 6 | \$2,198 | \$2,947 |
| | 008 SIMPLE EXCISION AND BIOPSY | 3 | \$1,458 | \$2,811 |
| | 009 COMPLEX SKIN REPAIRS INCL INTEGUMENT GRAFTS, TRANSFER & REARRAN | 15 | \$3,422 | \$3,441 |
| | 011 SIMPLE INCISION AND EXCISION OF BREAST | 37 | \$2,822 | \$2,717 |
| 02 | MUSCULOSKELETAL SYSTEM | 266 | \$3,790 | \$3,739 |
| | 021 COMPLEX MUSCULOSKELETAL PROCEDURES EXCLUDING HAND AND FOOT | 38 | \$5,449 | \$5,677 |
| | 022 SIMPLE MUSCULOSKELETAL PROCEDURES EXCLUDING HAND AND FOOT | 9 | \$2,918 | \$3,550 |
| | 023 COMPLEX HAND AND FOOT MUSCULOSKELETAL PROCEDURES | 2 | \$2,896 | \$4,293 |
| | 024 SIMPLE HAND AND FOOT MUSCULOSKELETAL PROCEDURES | 47 | \$2,353 | \$2,497 |
| | 025 ARTHROSCOPY | 109 | \$4,047 | \$4,162 |
| | 029 CLOSED TREATMENT FX & DISLOCATION EXC FINGER, TOE & TRUNK | 13 | \$2,823 | \$2,873 |
| | 030 OPEN OR PERCUTANEOUS TREATMENT OF FRACTURES | 28 | \$4,556 | \$4,697 |
| | 031 BONE OR JOINT MANIPULATION UNDER ANESTHESIA | 6 | \$1,294 | \$2,274 |
| | 032 BUNION PROCEDURES | 11 | \$3,416 | \$3,289 |
| | 035 ARTHROCENTESIS AND LIGAMENT OR TENDON INJECTION | 3 | \$2,558 | \$792 |
| 03 | RESPIRATORY SYSTEM | 2 | \$1,150 | \$1,861 |
| | 052 NEEDLE AND CATHETER BIOPSY, ASPIRATION, LAVAGE AND INTUBATION | 1 | \$513 | \$1,117 |
| | 055 ENDOSCOPY OF THE LOWER AIRWAY | 1 | \$1,786 | \$2,026 |
| 04 | CARDIOVASCULAR SYSTEM | 3 | \$2,572 | \$11,714 |
| | 081 SECONDARY VARICOSE VEINS AND VASCULAR INJECTION | 2 | \$2,820 | \$12,911 |
| | 083 RESUSCITATION AND CARDIOVERSION | 1 | \$2,076 | \$7,116 |
| 05 | HEMATOLOGIC, LYMPHATIC, AND ENDOCRINE | 9 | \$3,702 | \$4,419 |
| | 095 DEEP LYMPH STRUCTURE AND THYROID PROCEDURES | 6 | \$4,119 | \$4,406 |
| | 097 TRANSFUSION | 3 | \$2,868 | \$2,478 |
| 06 | DIGESTIVE SYSTEM | 683 | \$2,641 | \$1,962 |
| | 113 ANOSCOPY WITH BIOPSY AND DIAGNOSTIC PROCTOSIGMOIDOSCOPY | 2 | \$2,658 | \$984 |
| | 114 PROCTOSIGMOIDOSCOPY WITH EXCISION OR BIOPSY | 1 | \$1,991 | \$1,169 |
| | 115 DIAGNOSTIC UPPER GI ENDOSCOPY OR INTUBATION | 130 | \$1,512 | \$1,165 |
| | 116 THERAPEUTIC UPPER GI ENDOSCOPY OR INTUBATION | 12 | \$2,032 | \$1,658 |
| | 117 LOWER GASTROINTESTINAL ENDOSCOPY | 359 | \$1,683 | \$1,067 |
| | 119 HERNIA AND HYDROCELE PROCEDURES | 59 | \$3,965 | \$3,280 |
| | 120 COMPLEX ANAL AND RECTAL PROCEDURES | 14 | \$3,736 | \$2,685 |
| | 121 SIMPLE ANAL AND RECTAL PROCEDURES | 5 | \$2,188 | \$1,870 |
| | 123 COMPLEX LAPAROSCOPIC PROCEDURES | 101 | \$6,676 | \$5,679 |
| 07 | URINARY SYSTEM | 10 | \$3,545 | \$4,153 |
| | 134 COMPLEX CYSTOURETHROSCOPY AND LITHOLAPAXY | 7 | \$4,345 | \$4,141 |
| | 135 MODERATE CYSTOURETHROSCOPY | 2 | \$1,736 | \$3,140 |
| | 138 SIMPLE URETHRAL PROCEDURES | 1 | \$1,558 | \$1,708 |
| 08 | MALE GENITAL SYSTEM | 8 | \$2,650 | \$3,036 |
| | 151 TESTICULAR AND EPIDIDYMAL PROCEDURES | 6 | \$2,754 | \$2,586 |
| | 154 SIMPLE PENILE PROCEDURES | 2 | \$2,339 | \$1,905 |
| 09 | FEMALE GENITAL SYSTEM | 77 | \$3,667 | \$3,633 |

AMB ST 1-5
UTAH HOSPITAL AND FREESTANDING AMBULATORY SURGERY CENTER (FASC) UTILIZATION AND CHARGE PROFILE OF OUTPATIENT SURGERY, 2005
PROCEDURE APG CATEGORY, PROCEDURE APG, SINGLE APG ONLY
BASED ON REPORTABLE* CPT-4 PROCEDURES

103 Brigham City Community Hospital

| procedure APG category Procedure APG | TOTAL # | AVE TOT CHR | AVE TOT CHRG(ALL Hospitals) |
|--|---------|-------------|------------------------------|
| 176 COMPLEX FEMALE REPRODUCTIVE PROCEDURES | 5 | \$4,726 | \$4,657 |
| 177 SIMPLE FEMALE REPRODUCTIVE PROCEDURES | 15 | \$2,294 | \$2,716 |
| 178 DILATION AND CURETTAGE | 4 | \$2,028 | \$2,156 |
| 179 HYSTEROSCOPY | 53 | \$4,079 | \$4,046 |
| 10 NERVOUS SYSTEM | 144 | \$520 | \$1,539 |
| 195 NERVOUS SYSTEM INJECTIONS, STIMULATIONS OR CRANIAL TAP | 131 | \$376 | \$994 |
| 198 NERVE REPAIR AND DESTRUCTION | 12 | \$2,087 | \$2,246 |
| 199 SPINAL TAP | 1 | \$602 | \$1,728 |
| 11 EYE AND OCULAR ADNEXA | 218 | \$3,066 | \$2,803 |
| 214 CATARACT PROCEDURES | 197 | \$3,075 | \$2,930 |
| 215 COMPLEX ANTERIOR SEGMENT EYE PROCEDURES | 8 | \$2,674 | \$2,675 |
| 216 MODERATE ANTERIOR SEGMENT EYE PROCEDURES | 2 | \$2,636 | \$2,211 |
| 220 STRABISMUS AND MUSCLE EYE PROCEDURES | 6 | \$3,742 | \$2,332 |
| 221 COMPLEX REPAIR AND PLASTIC PROCEDURES OF EYE | 5 | \$2,698 | \$3,502 |
| 12 FACIAL, EAR, NOSE, MOUTH AND THROAT | 166 | \$1,825 | \$2,232 |
| 234 COMPLEX FACIAL AND ENT PROCEDURES | 3 | \$3,217 | \$4,546 |
| 235 SIMPLE FACIAL AND ENT PROCEDURES | 92 | \$1,654 | \$1,623 |
| 236 TONSIL AND ADENOID PROCEDURES | 71 | \$1,987 | \$2,001 |
| 13 THERAPEUTIC AND OTHER RADIOLOGICAL PROCEDURES | 1 | \$137 | \$3,887 |
| 255 MISCELLANEOUS RADIOLOGICAL PROCEDURES WITH CONTRAST | 1 | \$137 | \$2,848 |

SOURCE: Utah Ambulatory Surgery Database

Utah Health Data Committee/Office of Health Care Statistics

Reportable* excludes codes in the former "Other" category and CPT blood draw codes in previous reports.

AMB ST 1-6
UTAH HOSPITAL AND FREESTANDING AMBULATORY SURGERY CENTER (FASC) UTILIZATION AND CHARGE PROFILE OF OUTPATIENT SURGERY, 2005
NUMBER OF SELECTED AMBULATORY SURGERY PATIENT VISITS BY PATIENT PROFILE

103 Brigham City Community Hospital

| Patient Profile | Patient Visits | | Patient Visits-All Hospitals | |
|----------------------------|----------------|------|------------------------------|------|
| | (#) | (%) | (#) | (%) |
| GENDER | | | | |
| Female | 1,225 | 57.6 | 121,269 | 54.3 |
| Male | 901 | 42.4 | 101,991 | 45.7 |
| Unknown | 0 | 0.0 | 13 | 0.0 |
| Not Reported | 0 | 0.0 | 5 | 0.0 |
| AGE | | | | |
| 1-28 days | 4 | 0.2 | 469 | 0.2 |
| 29-365 days | 51 | 2.4 | 3,008 | 1.3 |
| 1-4 years | 80 | 3.8 | 10,999 | 4.9 |
| 5-9 | 52 | 2.4 | 6,321 | 2.8 |
| 10-14 | 31 | 1.5 | 4,532 | 2.0 |
| 15-17 | 37 | 1.7 | 4,858 | 2.2 |
| 18-19 | 29 | 1.4 | 3,511 | 1.6 |
| 20-24 | 92 | 4.3 | 10,616 | 4.8 |
| 25-29 | 123 | 5.8 | 12,207 | 5.5 |
| 30-34 | 114 | 5.4 | 11,660 | 5.2 |
| 35-39 | 99 | 4.7 | 11,852 | 5.3 |
| 40-44 | 157 | 7.4 | 14,382 | 6.4 |
| 45-49 | 151 | 7.1 | 17,465 | 7.8 |
| 50-54 | 191 | 9.0 | 24,332 | 10.9 |
| 55-59 | 146 | 6.9 | 20,472 | 9.2 |
| 60-64 | 152 | 7.1 | 17,241 | 7.7 |
| 65-69 | 167 | 7.9 | 15,102 | 6.8 |
| 70-74 | 151 | 7.1 | 12,741 | 5.7 |
| 75-79 | 135 | 6.3 | 10,692 | 4.8 |
| 80-84 | 105 | 4.9 | 6,850 | 3.1 |
| 85-89 | 40 | 1.9 | 3,124 | 1.4 |
| 90 + | 18 | 0.8 | 842 | 0.4 |
| Not Reported | 5 | 0.2 | 471 | 0.2 |
| SOURCE OF ADMISSION | | | | |
| Physician Referral | 2,063 | 97.0 | 197,732 | 88.6 |
| Clinic Referral | 3 | 0.1 | 511 | 0.2 |
| HMO Referral | 0 | 0.0 | 3,452 | 1.5 |
| Other Hospital | 0 | 0.0 | 121 | 0.1 |
| Skilled Nursing Facility | 0 | 0.0 | 19 | 0.0 |
| Other Health Care Facility | 0 | 0.0 | 36 | 0.0 |
| Emergency Room | 50 | 2.4 | 4,092 | 1.8 |
| Court/Law Enforcement | 0 | 0.0 | 0 | 0.0 |
| Unknown | 0 | 0.0 | 7 | 0.0 |
| Not Reported | 10 | 0.5 | 17,308 | 7.8 |

(Continued)

AMB ST 1-6
UTAH HOSPITAL AND FREESTANDING AMBULATORY SURGERY CENTER (FASC) UTILIZATION AND CHARGE PROFILE OF OUTPATIENT SURGERY, 2005
NUMBER OF SELECTED AMBULATORY SURGERY PATIENT VISITS BY PATIENT PROFILE

103 Brigham City Community Hospital

| Patient Profile | Patient Visits | | Patient Visits-All Hospitals | |
|---|----------------|------|------------------------------|------|
| | (#) | (%) | (#) | (%) |
| DISCHARGE STATUS | | | | |
| Home or Self Care | 2,120 | 99.7 | 222,736 | 99.8 |
| Another Hospital | 2 | 0.1 | 119 | 0.1 |
| Skilled Nursing Facility | 2 | 0.1 | 104 | 0.0 |
| Intermediate Care Facility | 0 | 0.0 | 9 | 0.0 |
| Another Type of Institution | 0 | 0.0 | 26 | 0.0 |
| Under Care of Home Service | 2 | 0.1 | 191 | 0.1 |
| Left Against Medical Advice | 0 | 0.0 | 24 | 0.0 |
| Under Care of Home IV Provider | 0 | 0.0 | 11 | 0.0 |
| Expired | 0 | 0.0 | 12 | 0.0 |
| Unknown | 0 | 0.0 | 46 | 0.0 |
| Not Reported | 0 | 0.0 | 0 | 0.0 |
| PRIMARY PAYER | | | | |
| Medicare | 614 | 28.9 | 49,290 | 22.1 |
| Medicaid | 172 | 8.1 | 14,728 | 6.6 |
| Other government | 12 | 0.6 | 5,443 | 2.4 |
| Blue Cross/Blue Shield | 334 | 15.7 | 29,900 | 13.4 |
| Other Commercial | 98 | 4.6 | 14,398 | 6.4 |
| Managed Care(HMO, PPO) | 820 | 38.6 | 101,684 | 45.5 |
| Self Pay | 20 | 0.9 | 2,175 | 1.0 |
| Industrial & Worker Comp | 35 | 1.6 | 4,017 | 1.8 |
| Charity and Unclassified | 21 | 1.0 | 206 | 0.1 |
| Childrens Health Insurance | 0 | 0.0 | 197 | 0.1 |
| Unknown | 0 | 0.0 | 1,148 | 0.5 |
| Not Reported | 0 | 0.0 | 92 | 0.0 |
| LOCAL HEALTH DISTRICT OF PATIENT RESIDENCE | | | | |
| Bear River | 1,925 | 90.5 | 15,256 | 6.8 |
| Central Utah | 2 | 0.1 | 8,217 | 3.7 |
| Davis County | 16 | 0.8 | 22,608 | 10.1 |
| Salt Lake County | 9 | 0.4 | 78,843 | 35.3 |
| Southeastern Utah | 0 | 0.0 | 5,233 | 2.3 |
| Southwest Utah | 2 | 0.1 | 12,333 | 5.5 |
| Summit County | 0 | 0.0 | 3,135 | 1.4 |
| Tooele County | 1 | 0.0 | 4,296 | 1.9 |
| Tri-County | 0 | 0.0 | 5,769 | 2.6 |
| Utah County | 1 | 0.0 | 35,901 | 16.1 |
| Wasatch County | 1 | 0.0 | 1,724 | 0.8 |
| Weber County | 110 | 5.2 | 20,598 | 9.2 |
| Unknown Utah | 1 | 0.0 | 49 | 0.0 |
| Outside Utah | 58 | 2.7 | 9,153 | 4.1 |
| Unknown, Not Reported | 0 | 0.0 | 163 | 0.1 |

SOURCE: Utah Ambulatory Surgery Database,
Utah Health Data Committee/Office of Health Care Statistics.

AMB ST 1-1
UTAH HOSPITAL AND FREESTANDING AMBULATORY SURGERY CENTER (FASC) UTILIZATION AND CHARGE PROFILE OF OUTPATIENT SURGERY, 2005
NUMBER OF CPT-4 AND ICD-9 REPORTABLE* PROCEDURES BY SELECTED AMBULATORY SURGERY REPORTING CATEGORY

145 Cache Valley Specialty Hospital

| | Procedures Performed | | Procedures Performed-All Hospitals | |
|--|----------------------|-------|------------------------------------|-------|
| | (#) | (%) | (#) | (%) |
| Reporting Category(ICD-9-CM CODES) | 6,408 | 100.0 | 319,528 | 100.0 |
| Mastectomy (85.0-85.99) | 72 | 1.1 | 7,251 | 2.3 |
| Musculoskeletal (76.0-84.99) | 2,797 | 43.6 | 62,442 | 19.5 |
| Respiratory (30.0-34.99) | 27 | 0.4 | 3,352 | 1.0 |
| Cardiovascular (35.0-39.99) | 62 | 1.0 | 16,471 | 5.2 |
| Lymphatic/Hemetic (40.0-41.99) | 18 | 0.3 | 2,955 | 0.9 |
| Digestive System (42.0-54.99) | 246 | 3.8 | 105,537 | 33.0 |
| Urinary (55.0-59.99) | 139 | 2.2 | 8,250 | 2.6 |
| Male Genital (60.0-64.99) | 42 | 0.7 | 3,729 | 1.2 |
| Female Genital (65.0-71.99) | 417 | 6.5 | 14,736 | 4.6 |
| Endocrine/Nervous (01.0-07.99) | 312 | 4.9 | 30,031 | 9.4 |
| Eye (08.0-16.99) | 56 | 0.9 | 19,655 | 6.2 |
| Ear (18.0-20.99) | 753 | 11.8 | 15,107 | 4.7 |
| Nose, Mouth, Pharynx (21.0-29.99) | 1,467 | 22.9 | 30,012 | 9.4 |
| Reporting Category(CPT-4 CODES) | 5,157 | 100.0 | 307,031 | 100.0 |
| Mastectomy (19120-19220) | 62 | 1.2 | 3,138 | 1.0 |
| Musculoskeletal (20000-29909) | 2,263 | 43.9 | 61,634 | 20.1 |
| Respiratory (30000-32999 & 39501-39599) | 709 | 13.7 | 13,104 | 4.3 |
| Cardiovascular (33010-37799 & 93501-93660) | 113 | 2.2 | 37,099 | 12.1 |
| Lymphatic/Hemetic (38100-38999) | 15 | 0.3 | 2,706 | 0.9 |
| Digestive (40490-49999) | 838 | 16.2 | 114,818 | 37.4 |
| Urinary (50010-53899) | 168 | 3.3 | 8,591 | 2.8 |
| Male Genital (54000-55899) | 42 | 0.8 | 3,154 | 1.0 |
| Female Genital (56405-58999) | 231 | 4.5 | 11,166 | 3.6 |
| Endocrine/Nervous (60000-64999) | 244 | 4.7 | 31,549 | 10.3 |
| Eye (65091-68899) | 34 | 0.7 | 11,740 | 3.8 |
| Ear (69000-69979) | 438 | 8.5 | 8,332 | 2.7 |

SOURCE: Utah Ambulatory Surgery Database

Utah Health Data Committee/Office of Health Care Statistics.

Reportable* excludes codes in the former "Other" category and CPT blood draw codes in previous reports.

AMB ST 1-2
UTAH HOSPITAL AND FREESTANDING AMBULATORY SURGERY CENTER (FASC) UTILIZATION AND CHARGE PROFILE OF OUTPATIENT SURGERY, 2005
MOST COMMONLY PERFORMED CPT-4 AND ICD-9 REPORTABLE* PROCEDURES

145 Cache Valley Specialty Hospital

| ICD-9 CODE | ICD-9 DESCRIPTION | # | % | % ALL Hospitals |
|----------------------|-------------------------------------|-------|-------|-----------------|
| All ICD-9 Procedures | | 6,408 | 100.0 | 100.0 |
| 2001 | MYRINGOTOMY WITH INSERTION OF TUBE | 659 | 10.3 | 3.86 |
| 8026 | ARTHROSCOPY OF KNEE | 416 | 6.5 | 0.52 |
| 806 | EXCISION SEMILUNAR CARTILAGE KNEE | 283 | 4.4 | 1.77 |
| 283 | TONSILLECTOMY WITH ADENOIDECTOMY | 251 | 3.9 | 1.73 |
| 0443 | RELEASE OF CARPAL TUNNEL | 211 | 3.3 | 1.13 |
| 8021 | ARTHROSCOPY OF SHOULDER | 197 | 3.1 | 0.29 |
| 2349 | OTHER DENTAL RESTORATION | 180 | 2.8 | 0.21 |
| 2169 | OTHER TURBINECTOMY | 157 | 2.5 | 0.67 |
| 8183 | OTHER REPAIR OF SHOULDER | 150 | 2.3 | 0.73 |
| 2188 | OTHER SEPTOPLASTY | 129 | 2.0 | 0.60 |
| 2263 | ETHMOIDECTOMY | 118 | 1.8 | 0.50 |
| 2219 | OTHER DIAGNOSTIC PROC NASAL SINUSES | 116 | 1.8 | 0.12 |
| 8081 | OTH LOCAL EXC/DESTRUC LES SHLDR JNT | 108 | 1.7 | 0.40 |
| 6812 | HYSTEROSCOPY | 104 | 1.6 | 0.29 |
| 282 | TONSILLECTOMY WITHOUT ADENOIDECTOMY | 98 | 1.5 | 0.65 |
| 8023 | ARTHROSCOPY OF WRIST | 94 | 1.5 | 0.07 |
| 7781 | OTH PART OSTEC SCAPULA CLAV&THORAX | 92 | 1.4 | 0.49 |
| 222 | INTRANASAL ANTROTOMY | 89 | 1.4 | 0.28 |
| 6823 | ENDOMETRIAL ABLATION | 86 | 1.3 | 0.59 |
| 286 | ADENOIDECTOMY WITHOUT TONSILLECTOMY | 62 | 1.0 | 0.39 |

| CPT-4 CODE | CPT-4 DESCRIPTION | # | % | % ALL Hospitals |
|----------------------|---|-------|-------|-----------------|
| All CPT-4 Procedures | | 5,157 | 100.0 | 100.0 |
| 69436 | TYMPANOSTOMY GENERAL ANESTHESIA | 344 | 6.7 | 2.08 |
| 29881 | SCOPE KNEE SURG;W/MENISCECT MED/ T&A; UNDER AGE 12 | 227 | 4.4 | 1.52 |
| 42820 | T&A; UNDER AGE 12 | 208 | 4.0 | 1.38 |
| 41899 | UNLIST PROC DENTOALVEOL STRUCTUR | 184 | 3.6 | 1.19 |
| 29826 | SCOPE SHOULDER; DECOMP SUBACROM | 153 | 3.0 | 0.96 |
| 30140 | SUBMUCOS RES TURBINATE PART/CMPL | 150 | 2.9 | 0.58 |
| 30520 | SEPTOPLASTY/SUBMUCOS RES W/GFT | 140 | 2.7 | 0.71 |
| 64721 | NEUROPLASTY; MEDIAN CARPAL TUNNE | 125 | 2.4 | 0.72 |
| 31256 | NASL/SINUS ENDO SURG W/MAX ANTRO | 89 | 1.7 | 0.24 |
| 42826 | TONSILLECTOMY PRIM/SEC; AGE 12/O | 88 | 1.7 | 0.54 |
| 20680 | REMOVAL OF IMPLANT; DEEP | 87 | 1.7 | 0.87 |
| 29824 | SCOPE SHLDR SURG;DIST CLAVICULEC | 85 | 1.6 | 0.36 |
| 58563 | HYSTEROSC SURG; W/ENDOMETRIAL AB | 82 | 1.6 | 0.46 |
| 50590 | LITHOTRIPSY XTRACORP SHOCK WAVE | 75 | 1.5 | 0.25 |
| 31255 | NASAL/SINUS ENDO; W/TOT ETHMOECT | 71 | 1.4 | 0.32 |
| 29848 | ENDO WRST SURG REL TRNS CARP LIG | 69 | 1.3 | 0.33 |
| 26055 | TENDON SHEATH INCISION | 62 | 1.2 | 0.44 |
| 26145 | SYNOVECT FLEX TEND PALM&/FINGR E | 61 | 1.2 | 0.04 |
| 42830 | ADENOIDECTOMY PRIMARY; UNDER AGE | 60 | 1.2 | 0.37 |
| 29877 | SCOPE KNEE SURG; DEBRID/SHAVE CA | 59 | 1.1 | 0.95 |

SOURCE: Utah Ambulatory Surgery Database

Utah Health Data Committee/Office of Health Care Statistics

Reportable* excludes codes in the former "Other" category and CPT4 blood draw codes in previous reports.

AMB ST 1-3

UTAH HOSPITAL AND FREESTANDING AMBULATORY SURGERY CENTER (FASC) UTILIZATION AND CHARGE PROFILE OF OUTPATIENT SURGERY, 2005
 AVERAGE TOTAL CHARGES FOR MOST COMMONLY PERFORMED CPT-4 AND ICD-9 REPORTABLE* PROCEDURES, SINGLE ICD-9 OR CPT-4 ONLY

145 Cache Valley Specialty Hospital

| ICD-9 CODE | ICD-9 DESCRIPTION | # | AVE TOT CHR | AVE TOT CHR(ALL Hospitals) |
|------------------|-------------------------------------|-------|-------------|-----------------------------|
| ICD-9 Procedures | | 1,365 | \$2,857 | \$2,879 |
| 2349 | OTHER DENTAL RESTORATION | 172 | \$2,836 | \$2,559 |
| 283 | TONSILLECTOMY WITH ADENOIDECTOMY | 160 | \$1,565 | \$1,976 |
| 282 | TONSILLECTOMY WITHOUT ADENOIDECTOMY | 67 | \$1,951 | \$2,177 |
| 5123 | LAPAROSCOPIC CHOLECYSTECTOMY | 43 | \$5,538 | \$5,675 |
| 8521 | LOCAL EXCISION OF LESION OF BREAST | 41 | \$2,050 | \$2,505 |
| 0443 | RELEASE OF CARPAL TUNNEL | 34 | \$1,643 | \$1,948 |
| 8201 | EXPLORATION TENDON SHEATH HAND | 24 | \$1,768 | \$1,857 |
| 7751 | BUNIONEC SOFT-OSTEOT 1ST METATARS | 23 | \$2,991 | \$3,122 |
| 2171 | CLOSED REDUCTION OF NASAL FRACTURE | 22 | \$1,532 | \$1,834 |
| 8051 | EXCISION OF INTERVERTEBRAL DISC | 22 | \$4,034 | \$7,507 |
| 8221 | EXCISION LESION TENDON SHEATH HAND | 20 | \$1,787 | \$2,062 |
| 5303 | UNILAT REPR DIRECT ING HERN-GFT | 19 | \$3,160 | \$3,672 |
| 5304 | UNILAT REPR INDIRECT ING HERN-GFT | 19 | \$2,835 | \$3,549 |
| 7936 | OPEN RDUC FX TIB&FIB W/INTRL FIX | 19 | \$4,202 | \$5,153 |
| 7932 | OPEN RDUC FX RADUS&ULNA W/INTRL FIX | 18 | \$6,064 | \$6,610 |
| 6902 | DILATION&CURET FOLLOWING DELIV/AB | 17 | \$1,577 | \$2,542 |
| 7867 | REMOVAL IMPL DEVICE FROM TIBIA&FIB | 17 | \$2,298 | \$2,461 |
| 194 | MYRINGOPLASTY | 16 | \$1,662 | \$2,806 |
| 6952 | ASPIRATION CURET FOLLOWING DELIV/AB | 16 | \$1,433 | \$2,176 |
| 2001 | MYRINGOTOMY WITH INSERTION OF TUBE | 13 | \$1,179 | \$1,307 |

| CPT-4 CODE | CPT-4 DESCRIPTION | # | AVE TOT CHR | AVE TOT CHR(ALL Hospitals) |
|------------------|----------------------------------|-------|-------------|-----------------------------|
| CPT-4 Procedures | | 2,229 | \$2,801 | \$2,664 |
| 69436 | TYMPANOSTOMY GENERAL ANESTHESIA | 213 | \$1,072 | \$1,069 |
| 41899 | UNLIST PROC DENTOALVEOL STRUCTUR | 172 | \$2,840 | \$2,357 |
| 29881 | SCOPE KNEE SURG;W/MENISCECT MED/ | 127 | \$2,952 | \$3,661 |
| 42820 | T&A; UNDER AGE 12 | 126 | \$1,525 | \$1,897 |
| 50590 | LITHOTRIPSY XTRACORP SHOCK WAVE | 71 | \$484 | \$7,665 |
| 58563 | HYSTEROSC SURG; W/ENDOMETRIAL AB | 66 | \$3,796 | \$4,699 |
| 42826 | TONSILLECTOMY PRIM/SEC; AGE 12/O | 62 | \$1,991 | \$2,223 |
| 29848 | ENDO WRST SURG REL TRNS CARP LIG | 61 | \$1,995 | \$2,203 |
| 49505 | REPR INIT ING HERNIA 5YR/MORE; R | 49 | \$3,210 | \$3,442 |
| 20680 | REMOVAL OF IMPLANT; DEEP | 39 | \$2,415 | \$2,573 |
| 27570 | MANIP KNEE JNT UNDER GEN ANESTHE | 38 | \$1,340 | \$2,196 |
| 29880 | SCOPE KNEE SURG;W/MENISCECT MED& | 37 | \$3,060 | \$3,915 |
| 19120 | EXC BRST CYST TUMR/LES OPN M/F 1 | 36 | \$1,944 | \$2,463 |
| 64721 | NEUROPLASTY; MEDIAN CARPAL TUNNE | 35 | \$1,650 | \$1,939 |
| 47562 | LAPAROSCOPY SURGICAL; CHOLECT | 34 | \$5,490 | \$5,216 |
| 36561 | INSRT TUNNL CNTRL CVAD PORT; 5 Y | 32 | \$3,693 | \$4,225 |
| 29877 | SCOPE KNEE SURG; DEBRID/SHAVE CA | 31 | \$2,873 | \$3,334 |
| 28296 | HALLUX VALGUS; W/METATARSAL OSTE | 25 | \$2,995 | \$3,274 |
| 42821 | T&A; AGE 12 OR OVER | 25 | \$1,756 | \$2,175 |
| 21320 | CLOS TX NASL BONE FRACTURE; W/ST | 22 | \$1,532 | \$1,752 |

SOURCE: Utah Ambulatory Surgery Database
 Reportable* excludes codes in the former "Other" category and CPT4 blood draw codes in previous reports.

AMB ST 1-4
UTAH HOSPITAL AND FREESTANDING AMBULATORY SURGERY CENTER (FASC) UTILIZATION AND CHARGE PROFILE OF OUTPATIENT SURGERY, 2005
PROCEDURE APG CATEGORY, PROCEDURE APG, BASED ON REPORTABLE* CPT-4 PROCEDURES

145 Cache Valley Specialty Hospital

| Procedure APG category | | TOTAL # | TOTAL # (ALL Hospitals) |
|------------------------|---|---------|-------------------------|
| Procedure APG | | | |
| 01 | INTEGUMENTARY SYSTEM | 160 | 9,625 |
| | 002 SUPERFICIAL NEEDLE BIOPSY AND ASPIRATION | 1 | 2,764 |
| | 003 COMPLEX INCISION AND DRAINAGE | 2 | 93 |
| | 004 SIMPLE INCISION AND DRAINAGE | 2 | 36 |
| | 007 COMPLEX EXCISION, BIOPSY AND DEBRIDEMENT | 25 | 1,172 |
| | 008 SIMPLE EXCISION AND BIOPSY | 28 | 975 |
| | 009 COMPLEX SKIN REPAIRS INCL INTEGUMENT GRAFTS, TRANSFER & REARRANGE | 40 | 1,274 |
| | 011 SIMPLE INCISION AND EXCISION OF BREAST | 55 | 2,672 |
| | 012 BREAST RECONSTRUCTION AND MASTECTOMY | 7 | 461 |
| 02 | MUSCULOSKELETAL SYSTEM | 2,123 | 55,271 |
| | 021 COMPLEX MUSCULOSKELETAL PROCEDURES EXCLUDING HAND AND FOOT | 225 | 6,574 |
| | 022 SIMPLE MUSCULOSKELETAL PROCEDURES EXCLUDING HAND AND FOOT | 51 | 2,116 |
| | 023 COMPLEX HAND AND FOOT MUSCULOSKELETAL PROCEDURES | 47 | 1,982 |
| | 024 SIMPLE HAND AND FOOT MUSCULOSKELETAL PROCEDURES | 426 | 11,501 |
| | 025 ARTHROSCOPY | 1,095 | 23,586 |
| | 028 CLOSED TREATMENT FX & DISLOCATION OF FINGER, TOE & TRUNK | 1 | 56 |
| | 029 CLOSED TREATMENT FX & DISLOCATION EXC FINGER, TOE & TRUNK | 6 | 610 |
| | 030 OPEN OR PERCUTANEOUS TREATMENT OF FRACTURES | 122 | 4,047 |
| | 031 BONE OR JOINT MANIPULATION UNDER ANESTHESIA | 50 | 429 |
| | 032 BUNION PROCEDURES | 44 | 1,497 |
| | 033 ARTHROPLASTY | 18 | 534 |
| | 034 HAND AND FOOT TENOTOMY | 25 | 275 |
| | 035 ARTHROCENTESIS AND LIGAMENT OR TENDON INJECTION | 13 | 1,881 |
| 03 | RESPIRATORY SYSTEM | 341 | 7,516 |
| | 053 COMPLEX ENDOSCOPY OF THE UPPER AIRWAY | 335 | 4,668 |
| | 054 SIMPLE ENDOSCOPY OF THE UPPER AIRWAY | 6 | 343 |
| 04 | CARDIOVASCULAR SYSTEM | 78 | 31,224 |
| | 079 REMOVAL AND REVISION OF PACEMAKER AND VASCULAR DEVICE | 17 | 844 |
| | 080 MINOR VASCULAR REPAIR AND FISTULA CONSTRUCTION | 8 | 743 |
| | 081 SECONDARY VARICOSE VEINS AND VASCULAR INJECTION | 6 | 415 |
| | 082 VASCULAR LIGATION | 47 | 540 |
| 05 | HEMATOLOGIC, LYMPHATIC, AND ENDOCRINE | 21 | 2,858 |
| | 095 DEEP LYMPH STRUCTURE AND THYROID PROCEDURES | 21 | 1,920 |
| 06 | DIGESTIVE SYSTEM | 257 | 103,000 |
| | 113 ANOSCOPY WITH BIOPSY AND DIAGNOSTIC PROCTOSIGMOIDOSCOPY | 2 | 683 |
| | 116 THERAPEUTIC UPPER GI ENDOSCOPY OR INTUBATION | 1 | 5,802 |
| | 119 HERNIA AND HYDROCELE PROCEDURES | 102 | 7,107 |
| | 120 COMPLEX ANAL AND RECTAL PROCEDURES | 4 | 966 |
| | 121 SIMPLE ANAL AND RECTAL PROCEDURES | 1 | 565 |
| | 122 MISCELLANEOUS ABDOMINAL PROCEDURES | 1 | 490 |
| | 123 COMPLEX LAPAROSCOPIC PROCEDURES | 145 | 14,888 |
| | 124 SIMPLE LAPAROSCOPIC PROCEDURES | 1 | 244 |
| 07 | URINARY SYSTEM | 168 | 7,371 |
| | 131 RENAL EXTRACORPOREAL SHOCK WAVE LITHOTRIPSY | 75 | 766 |
| | 133 URINARY CATHETERIZATION AND DILATATION | 2 | 399 |
| | 134 COMPLEX CYSTOURETHROSCOPY AND LITHOLAPAXY | 62 | 3,433 |

AMB ST 1-4
UTAH HOSPITAL AND FREESTANDING AMBULATORY SURGERY CENTER (FASC) UTILIZATION AND CHARGE PROFILE OF OUTPATIENT SURGERY, 2005
PROCEDURE APG CATEGORY, PROCEDURE APG, BASED ON REPORTABLE* CPT-4 PROCEDURES

145 Cache Valley Specialty Hospital

| procedure APG category | | TOTAL # | TOTAL # (ALL Hospitals) |
|------------------------|--|---------|-------------------------|
| procedure APG | | | |
| | 135 MODERATE CYSTOURETHROSCOPY | 17 | 1,850 |
| | 136 SIMPLE CYSTOURETHROSCOPY | 2 | 617 |
| | 137 COMPLEX URETHRAL PROCEDURES | 4 | 156 |
| | 138 SIMPLE URETHRAL PROCEDURES | 6 | 149 |
| 08 | MALE GENITAL SYSTEM | 39 | 2,798 |
| | 151 TESTICULAR AND EPIDIDYMAL PROCEDURES | 23 | 1,409 |
| | 153 COMPLEX PENILE PROCEDURES | 6 | 415 |
| | 154 SIMPLE PENILE PROCEDURES | 10 | 711 |
| 09 | FEMALE GENITAL SYSTEM | 166 | 6,527 |
| | 176 COMPLEX FEMALE REPRODUCTIVE PROCEDURES | 8 | 1,506 |
| | 177 SIMPLE FEMALE REPRODUCTIVE PROCEDURES | 40 | 1,484 |
| | 178 DILATION AND CURETTAGE | 4 | 663 |
| | 179 HYSTEROSCOPY | 112 | 2,678 |
| | 180 COLPOSCOPY | 2 | 196 |
| 10 | NERVOUS SYSTEM | 216 | 27,778 |
| | 195 NERVOUS SYSTEM INJECTIONS, STIMULATIONS OR CRANIAL TAP | 3 | 21,371 |
| | 196 REVISION AND REMOVAL OF NEUROLOGICAL DEVICE | 3 | 229 |
| | 197 NEUROSTIMULATOR AND VENTRICULAR SHUNT IMPLANTATION | 15 | 776 |
| | 198 NERVE REPAIR AND DESTRUCTION | 195 | 4,700 |
| 11 | EYE AND OCULAR ADNEXA | 34 | 11,487 |
| | 214 CATARACT PROCEDURES | 16 | 4,675 |
| | 215 COMPLEX ANTERIOR SEGMENT EYE PROCEDURES | 7 | 528 |
| | 216 MODERATE ANTERIOR SEGMENT EYE PROCEDURES | 7 | 322 |
| | 217 SIMPLE ANTERIOR SEGMENT EYE PROCEDURES | 2 | 201 |
| | 221 COMPLEX REPAIR AND PLASTIC PROCEDURES OF EYE | 1 | 787 |
| | 222 SIMPLE REPAIR AND PLASTIC PROCEDURES OF EYE | 1 | 630 |
| 12 | FACIAL, EAR, NOSE, MOUTH AND THROAT | 1,471 | 28,941 |
| | 233 NASAL CAUTERIZATION AND PACKING | 11 | 204 |
| | 234 COMPLEX FACIAL AND ENT PROCEDURES | 240 | 5,313 |
| | 235 SIMPLE FACIAL AND ENT PROCEDURES | 804 | 14,825 |
| | 236 TONSIL AND ADENOID PROCEDURES | 416 | 8,558 |

SOURCE: Utah Ambulatory Surgery Database

Utah Health Data Committee/Office of Health Care Statistics

Reportable* excludes codes in the former "Other" category and CPT blood draw codes in previous reports.

AMB ST 1-5
UTAH HOSPITAL AND FREESTANDING AMBULATORY SURGERY CENTER (FASC) UTILIZATION AND CHARGE PROFILE OF OUTPATIENT SURGERY, 2005
PROCEDURE APG CATEGORY, PROCEDURE APG, SINGLE APG ONLY
BASED ON REPORTABLE* CPT-4 PROCEDURES

145 Cache Valley Specialty Hospital

| Procedure APG category | Procedure APG | TOTAL # | AVE TOT CHR | AVE TOT CHR(ALL Hospitals) |
|------------------------|---|---------|-------------|-----------------------------|
| 01 | INTEGUMENTARY SYSTEM | 116 | \$2,607 | \$2,720 |
| | 003 COMPLEX INCISION AND DRAINAGE | 1 | \$2,563 | \$3,617 |
| | 007 COMPLEX EXCISION, BIOPSY AND DEBRIDEMENT | 17 | \$2,260 | \$2,947 |
| | 008 SIMPLE EXCISION AND BIOPSY | 16 | \$1,669 | \$2,811 |
| | 009 COMPLEX SKIN REPAIRS INCL INTEGUMENT GRAFTS, TRANSFER & REARRAN | 33 | \$3,705 | \$3,441 |
| | 011 SIMPLE INCISION AND EXCISION OF BREAST | 42 | \$2,051 | \$2,717 |
| | 012 BREAST RECONSTRUCTION AND MASTECTOMY | 7 | \$3,764 | \$4,527 |
| 02 | MUSCULOSKELETAL SYSTEM | 807 | \$3,175 | \$3,739 |
| | 021 COMPLEX MUSCULOSKELETAL PROCEDURES EXCLUDING HAND AND FOOT | 81 | \$3,960 | \$5,677 |
| | 022 SIMPLE MUSCULOSKELETAL PROCEDURES EXCLUDING HAND AND FOOT | 33 | \$2,629 | \$3,550 |
| | 023 COMPLEX HAND AND FOOT MUSCULOSKELETAL PROCEDURES | 15 | \$3,721 | \$4,293 |
| | 024 SIMPLE HAND AND FOOT MUSCULOSKELETAL PROCEDURES | 154 | \$2,022 | \$2,497 |
| | 025 ARTHROSCOPY | 364 | \$3,334 | \$4,162 |
| | 029 CLOSED TREATMENT FX & DISLOCATION EXC FINGER, TOE & TRUNK | 4 | \$2,380 | \$2,873 |
| | 030 OPEN OR PERCUTANEOUS TREATMENT OF FRACTURES | 79 | \$4,617 | \$4,697 |
| | 031 BONE OR JOINT MANIPULATION UNDER ANESTHESIA | 41 | \$1,344 | \$2,274 |
| | 032 BUNION PROCEDURES | 28 | \$3,178 | \$3,289 |
| | 033 ARTHROPLASTY | 8 | \$6,948 | \$5,262 |
| 03 | RESPIRATORY SYSTEM | 15 | \$2,212 | \$1,861 |
| | 053 COMPLEX ENDOSCOPY OF THE UPPER AIRWAY | 15 | \$2,212 | \$3,101 |
| 04 | CARDIOVASCULAR SYSTEM | 23 | \$2,381 | \$11,714 |
| | 079 REMOVAL AND REVISION OF PACEMAKER AND VASCULAR DEVICE | 16 | \$1,641 | \$7,717 |
| | 080 MINOR VASCULAR REPAIR AND FISTULA CONSTRUCTION | 6 | \$4,004 | \$4,543 |
| | 082 VASCULAR LIGATION | 1 | \$4,473 | \$4,974 |
| 05 | HEMATOLOGIC, LYMPHATIC, AND ENDOCRINE | 20 | \$2,981 | \$4,419 |
| | 095 DEEP LYMPH STRUCTURE AND THYROID PROCEDURES | 20 | \$2,981 | \$4,406 |
| 06 | DIGESTIVE SYSTEM | 165 | \$4,139 | \$1,962 |
| | 116 THERAPEUTIC UPPER GI ENDOSCOPY OR INTUBATION | 1 | \$2,249 | \$1,658 |
| | 119 HERNIA AND HYDROCELE PROCEDURES | 80 | \$3,182 | \$3,280 |
| | 120 COMPLEX ANAL AND RECTAL PROCEDURES | 4 | \$3,745 | \$2,685 |
| | 121 SIMPLE ANAL AND RECTAL PROCEDURES | 1 | \$1,818 | \$1,870 |
| | 122 MISCELLANEOUS ABDOMINAL PROCEDURES | 1 | \$2,527 | \$2,977 |
| | 123 COMPLEX LAPAROSCOPIC PROCEDURES | 78 | \$5,216 | \$5,679 |
| 07 | URINARY SYSTEM | 130 | \$1,365 | \$4,153 |
| | 131 RENAL EXTRACORPOREAL SHOCK WAVE LITHOTRIPSY | 71 | \$484 | \$7,665 |
| | 133 URINARY CATHETERIZATION AND DILATATION | 1 | \$5,544 | \$3,375 |
| | 134 COMPLEX CYSTOURETHROSCOPY AND LITHOLAPAXY | 33 | \$2,313 | \$4,141 |
| | 135 MODERATE CYSTOURETHROSCOPY | 14 | \$2,588 | \$3,140 |
| | 136 SIMPLE CYSTOURETHROSCOPY | 2 | \$2,849 | \$2,217 |
| | 137 COMPLEX URETHRAL PROCEDURES | 4 | \$2,900 | \$4,424 |
| | 138 SIMPLE URETHRAL PROCEDURES | 5 | \$1,524 | \$1,708 |
| 08 | MALE GENITAL SYSTEM | 25 | \$2,600 | \$3,036 |
| | 151 TESTICULAR AND EPIDIDYMAL PROCEDURES | 14 | \$2,627 | \$2,586 |
| | 153 COMPLEX PENILE PROCEDURES | 3 | \$3,844 | \$3,166 |
| | 154 SIMPLE PENILE PROCEDURES | 8 | \$2,087 | \$1,905 |

AMB ST 1-5
UTAH HOSPITAL AND FREESTANDING AMBULATORY SURGERY CENTER (FASC) UTILIZATION AND CHARGE PROFILE OF OUTPATIENT SURGERY, 2005
PROCEDURE APG CATEGORY, PROCEDURE APG, SINGLE APG ONLY
BASED ON REPORTABLE* CPT-4 PROCEDURES

145 Cache Valley Specialty Hospital

| procedure APG category Procedure APG | TOTAL # | AVE TOT CHR | AVE TOT CHR(ALL Hospitals) |
|--|---------|-------------|-----------------------------|
| 09 FEMALE GENITAL SYSTEM | 100 | \$3,341 | \$3,633 |
| 176 COMPLEX FEMALE REPRODUCTIVE PROCEDURES | 6 | \$3,474 | \$4,657 |
| 177 SIMPLE FEMALE REPRODUCTIVE PROCEDURES | 13 | \$2,000 | \$2,716 |
| 178 DILATION AND CURETTAGE | 1 | \$1,539 | \$2,156 |
| 179 HYSTEROSCOPY | 80 | \$3,572 | \$4,046 |
| 10 NERVOUS SYSTEM | 69 | \$6,326 | \$1,539 |
| 195 NERVOUS SYSTEM INJECTIONS, STIMULATIONS OR CRANIAL TAP | 1 | \$773 | \$994 |
| 196 REVISION AND REMOVAL OF NEUROLOGICAL DEVICE | 3 | \$19,650 | \$5,892 |
| 197 NEUROSTIMULATOR AND VENTRICULAR SHUNT IMPLANTATION | 15 | \$18,020 | \$20,573 |
| 198 NERVE REPAIR AND DESTRUCTION | 50 | \$2,129 | \$2,246 |
| 11 EYE AND OCULAR ADNEXA | 29 | \$3,067 | \$2,803 |
| 214 CATARACT PROCEDURES | 16 | \$4,261 | \$2,930 |
| 215 COMPLEX ANTERIOR SEGMENT EYE PROCEDURES | 5 | \$1,173 | \$2,675 |
| 216 MODERATE ANTERIOR SEGMENT EYE PROCEDURES | 5 | \$1,494 | \$2,211 |
| 217 SIMPLE ANTERIOR SEGMENT EYE PROCEDURES | 2 | \$2,056 | \$2,213 |
| 221 COMPLEX REPAIR AND PLASTIC PROCEDURES OF EYE | 1 | \$3,315 | \$3,502 |
| 12 FACIAL, EAR, NOSE, MOUTH AND THROAT | 707 | \$1,897 | \$2,232 |
| 233 NASAL CAUTERIZATION AND PACKING | 2 | \$1,778 | \$2,648 |
| 234 COMPLEX FACIAL AND ENT PROCEDURES | 46 | \$3,670 | \$4,546 |
| 235 SIMPLE FACIAL AND ENT PROCEDURES | 435 | \$1,820 | \$1,623 |
| 236 TONSIL AND ADENOID PROCEDURES | 224 | \$1,682 | \$2,001 |

SOURCE: Utah Ambulatory Surgery Database

Utah Health Data Committee/Office of Health Care Statistics

Reportable* excludes codes in the former "Other" category and CPT blood draw codes in previous reports.

AMB ST 1-6
UTAH HOSPITAL AND FREESTANDING AMBULATORY SURGERY CENTER (FASC) UTILIZATION AND CHARGE PROFILE OF OUTPATIENT SURGERY, 2005
NUMBER OF SELECTED AMBULATORY SURGERY PATIENT VISITS BY PATIENT PROFILE

145 Cache Valley Specialty Hospital

| Patient Profile | Patient Visits | | Patient Visits-All Hospitals | |
|----------------------------|----------------|------|------------------------------|------|
| | (#) | (%) | (#) | (%) |
| GENDER | | | | |
| Female | 1,791 | 52.2 | 121,269 | 54.3 |
| Male | 1,639 | 47.8 | 101,991 | 45.7 |
| Unknown | 0 | 0.0 | 13 | 0.0 |
| Not Reported | 0 | 0.0 | 5 | 0.0 |
| AGE | | | | |
| 1-28 days | 0 | 0.0 | 469 | 0.2 |
| 29-365 days | 86 | 2.5 | 3,008 | 1.3 |
| 1-4 years | 428 | 12.5 | 10,999 | 4.9 |
| 5-9 | 222 | 6.5 | 6,321 | 2.8 |
| 10-14 | 124 | 3.6 | 4,532 | 2.0 |
| 15-17 | 121 | 3.5 | 4,858 | 2.2 |
| 18-19 | 99 | 2.9 | 3,511 | 1.6 |
| 20-24 | 258 | 7.5 | 10,616 | 4.8 |
| 25-29 | 210 | 6.1 | 12,207 | 5.5 |
| 30-34 | 182 | 5.3 | 11,660 | 5.2 |
| 35-39 | 193 | 5.6 | 11,852 | 5.3 |
| 40-44 | 219 | 6.4 | 14,382 | 6.4 |
| 45-49 | 266 | 7.8 | 17,465 | 7.8 |
| 50-54 | 269 | 7.8 | 24,332 | 10.9 |
| 55-59 | 172 | 5.0 | 20,472 | 9.2 |
| 60-64 | 152 | 4.4 | 17,241 | 7.7 |
| 65-69 | 165 | 4.8 | 15,102 | 6.8 |
| 70-74 | 125 | 3.6 | 12,741 | 5.7 |
| 75-79 | 76 | 2.2 | 10,692 | 4.8 |
| 80-84 | 42 | 1.2 | 6,850 | 3.1 |
| 85-89 | 18 | 0.5 | 3,124 | 1.4 |
| 90 + | 2 | 0.1 | 842 | 0.4 |
| Not Reported | 1 | 0.0 | 471 | 0.2 |
| SOURCE OF ADMISSION | | | | |
| Physician Referral | 8 | 0.2 | 197,732 | 88.6 |
| Clinic Referral | 7 | 0.2 | 511 | 0.2 |
| HMO Referral | 3,414 | 99.5 | 3,452 | 1.5 |
| Other Hospital | 0 | 0.0 | 121 | 0.1 |
| Skilled Nursing Facility | 0 | 0.0 | 19 | 0.0 |
| Other Health Care Facility | 0 | 0.0 | 36 | 0.0 |
| Emergency Room | 0 | 0.0 | 4,092 | 1.8 |
| Court/Law Enforcement | 0 | 0.0 | 0 | 0.0 |
| Unknown | 0 | 0.0 | 7 | 0.0 |
| Not Reported | 1 | 0.0 | 17,308 | 7.8 |

(Continued)

AMB ST 1-6
UTAH HOSPITAL AND FREESTANDING AMBULATORY SURGERY CENTER (FASC) UTILIZATION AND CHARGE PROFILE OF OUTPATIENT SURGERY, 2005
NUMBER OF SELECTED AMBULATORY SURGERY PATIENT VISITS BY PATIENT PROFILE

145 Cache Valley Specialty Hospital

| Patient Profile | Patient Visits | | Patient Visits-All Hospitals | |
|---|----------------|-------|------------------------------|------|
| | (#) | (%) | (#) | (%) |
| DISCHARGE STATUS | | | | |
| Home or Self Care | 3,430 | 100.0 | 222,736 | 99.8 |
| Another Hospital | 0 | 0.0 | 119 | 0.1 |
| Skilled Nursing Facility | 0 | 0.0 | 104 | 0.0 |
| Intermediate Care Facility | 0 | 0.0 | 9 | 0.0 |
| Another Type of Institution | 0 | 0.0 | 26 | 0.0 |
| Under Care of Home Service | 0 | 0.0 | 191 | 0.1 |
| Left Against Medical Advice | 0 | 0.0 | 24 | 0.0 |
| Under Care of Home IV Provider | 0 | 0.0 | 11 | 0.0 |
| Expired | 0 | 0.0 | 12 | 0.0 |
| Unknown | 0 | 0.0 | 46 | 0.0 |
| Not Reported | 0 | 0.0 | 0 | 0.0 |
| PRIMARY PAYER | | | | |
| Medicare | 434 | 12.7 | 49,290 | 22.1 |
| Medicaid | 441 | 12.9 | 14,728 | 6.6 |
| Other government | 46 | 1.3 | 5,443 | 2.4 |
| Blue Cross/Blue Shield | 1,294 | 37.7 | 29,900 | 13.4 |
| Other Commercial | 360 | 10.5 | 14,398 | 6.4 |
| Managed Care(HMO, PPO) | 646 | 18.8 | 101,684 | 45.5 |
| Self Pay | 0 | 0.0 | 2,175 | 1.0 |
| Industrial & Worker Comp | 116 | 3.4 | 4,017 | 1.8 |
| Charity and Unclassified | 1 | 0.0 | 206 | 0.1 |
| Childrens Health Insurance | 0 | 0.0 | 197 | 0.1 |
| Unknown | 2 | 0.1 | 1,148 | 0.5 |
| Not Reported | 90 | 2.6 | 92 | 0.0 |
| LOCAL HEALTH DISTRICT OF PATIENT RESIDENCE | | | | |
| Bear River | 2,734 | 79.7 | 15,256 | 6.8 |
| Central Utah | 1 | 0.0 | 8,217 | 3.7 |
| Davis County | 30 | 0.9 | 22,608 | 10.1 |
| Salt Lake County | 20 | 0.6 | 78,843 | 35.3 |
| Southeastern Utah | 0 | 0.0 | 5,233 | 2.3 |
| Southwest Utah | 5 | 0.1 | 12,333 | 5.5 |
| Summit County | 0 | 0.0 | 3,135 | 1.4 |
| Tooele County | 0 | 0.0 | 4,296 | 1.9 |
| Tri-County | 4 | 0.1 | 5,769 | 2.6 |
| Utah County | 6 | 0.2 | 35,901 | 16.1 |
| Wasatch County | 0 | 0.0 | 1,724 | 0.8 |
| Weber County | 40 | 1.2 | 20,598 | 9.2 |
| Unknown Utah | 2 | 0.1 | 49 | 0.0 |
| Outside Utah | 586 | 17.1 | 9,153 | 4.1 |
| Unknown, Not Reported | 2 | 0.1 | 163 | 0.1 |

SOURCE: Utah Ambulatory Surgery Database,
Utah Health Data Committee/Office of Health Care Statistics.

AMB ST 1-1
UTAH HOSPITAL AND FREESTANDING AMBULATORY SURGERY CENTER (FASC) UTILIZATION AND CHARGE PROFILE OF OUTPATIENT SURGERY, 2005
NUMBER OF CPT-4 AND ICD-9 REPORTABLE* PROCEDURES BY SELECTED AMBULATORY SURGERY REPORTING CATEGORY

106 Castleview Hospital

| | Procedures Performed | | Procedures Performed-All Hospitals | |
|--|----------------------|-------|------------------------------------|-------|
| | (#) | (%) | (#) | (%) |
| Reporting Category(ICD-9-CM CODES) | 4,416 | 100.0 | 319,528 | 100.0 |
| Mastectomy (85.0-85.99) | 62 | 1.4 | 7,251 | 2.3 |
| Musculoskeletal (76.0-84.99) | 1,015 | 23.0 | 62,442 | 19.5 |
| Respiratory (30.0-34.99) | 25 | 0.6 | 3,352 | 1.0 |
| Cardiovascular (35.0-39.99) | 19 | 0.4 | 16,471 | 5.2 |
| Lymphatic/Hemetic (40.0-41.99) | 11 | 0.2 | 2,955 | 0.9 |
| Digestive System (42.0-54.99) | 1,529 | 34.6 | 105,537 | 33.0 |
| Urinary (55.0-59.99) | 130 | 2.9 | 8,250 | 2.6 |
| Male Genital (60.0-64.99) | 95 | 2.2 | 3,729 | 1.2 |
| Female Genital (65.0-71.99) | 93 | 2.1 | 14,736 | 4.6 |
| Endocrine/Nervous (01.0-07.99) | 282 | 6.4 | 30,031 | 9.4 |
| Eye (08.0-16.99) | 3 | 0.1 | 19,655 | 6.2 |
| Ear (18.0-20.99) | 364 | 8.2 | 15,107 | 4.7 |
| Nose, Mouth, Pharynx (21.0-29.99) | 788 | 17.8 | 30,012 | 9.4 |
| Reporting Category(CPT-4 CODES) | 4,291 | 100.0 | 307,031 | 100.0 |
| Mastectomy (19120-19220) | 30 | 0.7 | 3,138 | 1.0 |
| Musculoskeletal (20000-29909) | 1,074 | 25.0 | 61,634 | 20.1 |
| Respiratory (30000-32999 & 39501-39599) | 504 | 11.7 | 13,104 | 4.3 |
| Cardiovascular (33010-37799 & 93501-93660) | 45 | 1.0 | 37,099 | 12.1 |
| Lymphatic/Hemetic (38100-38999) | 12 | 0.3 | 2,706 | 0.9 |
| Digestive (40490-49999) | 1,773 | 41.3 | 114,818 | 37.4 |
| Urinary (50010-53899) | 190 | 4.4 | 8,591 | 2.8 |
| Male Genital (54000-55899) | 91 | 2.1 | 3,154 | 1.0 |
| Female Genital (56405-58999) | 81 | 1.9 | 11,166 | 3.6 |
| Endocrine/Nervous (60000-64999) | 287 | 6.7 | 31,549 | 10.3 |
| Eye (65091-68899) | 1 | 0.0 | 11,740 | 3.8 |
| Ear (69000-69979) | 203 | 4.7 | 8,332 | 2.7 |

SOURCE: Utah Ambulatory Surgery Database

Utah Health Data Committee/Office of Health Care Statistics.

Reportable* excludes codes in the former "Other" category and CPT blood draw codes in previous reports.

AMB ST 1-2
UTAH HOSPITAL AND FREESTANDING AMBULATORY SURGERY CENTER (FASC) UTILIZATION AND CHARGE PROFILE OF OUTPATIENT SURGERY, 2005
MOST COMMONLY PERFORMED CPT-4 AND ICD-9 REPORTABLE* PROCEDURES

106 Castleview Hospital

| ICD-9 CODE | ICD-9 DESCRIPTION | # | % | % ALL Hospitals |
|----------------------|-------------------------------------|-------|-------|-----------------|
| All ICD-9 Procedures | | 4,416 | 100.0 | 100.0 |
| 4516 | EGD W/CLOS BX | 305 | 6.9 | 5.33 |
| 4523 | COLONOSCOPY | 302 | 6.8 | 7.33 |
| 2001 | MYRINGOTOMY WITH INSERTION OF TUBE | 301 | 6.8 | 3.86 |
| 4542 | ENDO POLYPECTOMY LARGE INTESTINE | 226 | 5.1 | 3.85 |
| 283 | TONSILLECTOMY WITH ADENOIDECTOMY | 190 | 4.3 | 1.73 |
| 4525 | CLOS [ENDO] BX LARGE INTESTINE | 179 | 4.1 | 2.58 |
| 806 | EXCISION SEMILUNAR CARTILAGE KNEE | 141 | 3.2 | 1.77 |
| 0443 | RELEASE OF CARPAL TUNNEL | 138 | 3.1 | 1.13 |
| 5123 | LAPAROSCOPIC CHOLECYSTECTOMY | 118 | 2.7 | 1.93 |
| 2188 | OTHER SEPTOPLASTY | 115 | 2.6 | 0.60 |
| 2162 | FRACTURE OF THE TURBINATES | 97 | 2.2 | 0.15 |
| 8183 | OTHER REPAIR OF SHOULDER | 85 | 1.9 | 0.73 |
| 2169 | OTHER TURBINECTOMY | 74 | 1.7 | 0.67 |
| 2262 | EXC LESION MAX SINUS W/OTH APPRCH | 70 | 1.6 | 0.24 |
| 8086 | OTH LOCAL EXC/DESTRUC LES KNEE JNT | 70 | 1.6 | 0.85 |
| 8363 | ROTATOR CUFF REPAIR | 64 | 1.4 | 0.66 |
| 6011 | CLOSED BIOPSY OF PROSTATE | 58 | 1.3 | 0.04 |
| 0392 | INJECTION OTH AGT INTO SPINAL CANAL | 57 | 1.3 | 3.15 |
| 4513 | OTHER ENDOSCOPY OF SMALL INTESTINE | 56 | 1.3 | 2.02 |
| 2263 | ETHMOIDECTOMY | 54 | 1.2 | 0.50 |

| CPT-4 CODE | CPT-4 DESCRIPTION | # | % | % ALL Hospitals |
|----------------------|----------------------------------|-------|-------|-----------------|
| All CPT-4 Procedures | | 4,291 | 100.0 | 100.0 |
| 43239 | UGI ENDO; W/BX 1/MX | 309 | 7.2 | 5.40 |
| 45380 | COLONOSCOPY FLEX; W/BX 1/MX | 305 | 7.1 | 5.50 |
| 45378 | COLONOSCOPY FLEX; DX-SEP PROC | 294 | 6.9 | 7.15 |
| 69436 | TYMPANOSTOMY GENERAL ANESTHESIA | 151 | 3.5 | 2.08 |
| 45385 | COLONOSCOPY FLEX; W/REMV LES-SNA | 127 | 3.0 | 1.80 |
| 42820 | T&A; UNDER AGE 12 | 120 | 2.8 | 1.38 |
| 30520 | SEPTOPLASTY/SUBMUCOS RES W/GFT | 119 | 2.8 | 0.71 |
| 64721 | NEUROPLASTY; MEDIAN CARPAL TUNNE | 110 | 2.6 | 0.72 |
| 29881 | SCOPE KNEE SURG;W/MENISCECT MED/ | 103 | 2.4 | 1.52 |
| 47563 | LAPARSCPY SURG; CHOLECT W/CHOLAN | 99 | 2.3 | 1.24 |
| 30930 | FRACTURE NASL TURBINATE THERAPEU | 96 | 2.2 | 0.15 |
| 42821 | T&A; AGE 12 OR OVER | 78 | 1.8 | 0.36 |
| 29826 | SCOPE SHOULDER; DECOMP SUBACROM | 74 | 1.7 | 0.96 |
| 31267 | NASL/SINUS ENDO; W/TISS REMV MAX | 67 | 1.6 | 0.24 |
| 29877 | SCOPE KNEE SURG; DEBRID/SHAVE CA | 64 | 1.5 | 0.95 |
| 30140 | SUBMUCOS RES TURBINATE PART/CMPL | 63 | 1.5 | 0.58 |
| 55700 | BX PROS; NDLE/PUNCH 1/MX ANY APP | 58 | 1.4 | 0.04 |
| 62311 | INJ 1 NOT NEUROLYTIC-EPID; LUMB/ | 53 | 1.2 | 1.69 |
| 49505 | REPR INIT ING HERNIA 5YR/MORE; R | 50 | 1.2 | 0.95 |
| 29880 | SCOPE KNEE SURG;W/MENISCECT MED& | 41 | 1.0 | 0.37 |

SOURCE: Utah Ambulatory Surgery Database

Utah Health Data Committee/Office of Health Care Statistics

Reportable* excludes codes in the former "Other" category and CPT4 blood draw codes in previous reports.

AMB ST 1-3

UTAH HOSPITAL AND FREESTANDING AMBULATORY SURGERY CENTER (FASC) UTILIZATION AND CHARGE PROFILE OF OUTPATIENT SURGERY, 2005
 AVERAGE TOTAL CHARGES FOR MOST COMMONLY PERFORMED CPT-4 AND ICD-9 REPORTABLE* PROCEDURES, SINGLE ICD-9 OR CPT-4 ONLY

106 Castlevew Hospital

| ICD-9 CODE | ICD-9 DESCRIPTION | # | AVE TOT CHRG | AVE TOT CHRG(ALL Hospitals) |
|------------------|-------------------------------------|-------|--------------|------------------------------|
| ICD-9 Procedures | | 2,029 | \$3,605 | \$2,879 |
| 4523 | COLONOSCOPY | 250 | \$1,232 | \$903 |
| 4516 | EGD W/CLOS BX | 184 | \$1,623 | \$1,210 |
| 4542 | ENDO POLYPECTOMY LARGE INTESTINE | 174 | \$1,738 | \$1,238 |
| 4525 | CLOS [ENDO] BX LARGE INTESTINE | 118 | \$1,708 | \$1,300 |
| 5123 | LAPAROSCOPIC CHOLECYSTECTOMY | 93 | \$9,260 | \$5,675 |
| 283 | TONSILLECTOMY WITH ADENOIDECTOMY | 86 | \$2,150 | \$1,976 |
| 6011 | CLOSED BIOPSY OF PROSTATE | 58 | \$1,020 | \$1,625 |
| 0392 | INJECTION OTH AGT INTO SPINAL CANAL | 56 | \$445 | \$813 |
| 8183 | OTHER REPAIR OF SHOULDER | 49 | \$9,610 | \$6,045 |
| 0443 | RELEASE OF CARPAL TUNNEL | 48 | \$3,416 | \$1,948 |
| 806 | EXCISION SEMILUNAR CARTILAGE KNEE | 45 | \$4,851 | \$3,682 |
| 8363 | ROTATOR CUFF REPAIR | 42 | \$8,889 | \$7,038 |
| 5732 | OTHER CYSTOSCOPY | 38 | \$3,314 | \$3,320 |
| 8086 | OTH LOCAL EXC/DESTRUC LES KNEE JNT | 25 | \$5,407 | \$3,202 |
| 4513 | OTHER ENDOSCOPY OF SMALL INTESTINE | 24 | \$2,827 | \$1,077 |
| 7867 | REMOVAL IMPL DEVICE FROM TIBIA&FIB | 22 | \$3,992 | \$2,461 |
| 4701 | LAPAROSCOPIC APPENDECTOMY | 21 | \$9,819 | \$7,458 |
| 5303 | UNILAT REPR DIRECT ING HERN-GFT | 21 | \$5,748 | \$3,672 |
| 5749 | OTH TRANSURETH EXC/DEST LES BLADDER | 19 | \$3,427 | \$3,501 |
| 8521 | LOCAL EXCISION OF LESION OF BREAST | 17 | \$4,942 | \$2,505 |

| CPT-4 CODE | CPT-4 DESCRIPTION | # | AVE TOT CHRG | AVE TOT CHRG(ALL Hospitals) |
|------------------|----------------------------------|-------|--------------|------------------------------|
| CPT-4 Procedures | | 2,257 | \$3,389 | \$2,664 |
| 45380 | COLONOSCOPY FLEX; W/BX 1/MX | 244 | \$1,718 | \$1,227 |
| 45378 | COLONOSCOPY FLEX; DX-SEP PROC | 228 | \$1,232 | \$907 |
| 43239 | UGI ENDO; W/BX 1/MX | 183 | \$1,606 | \$1,205 |
| 45385 | COLONOSCOPY FLEX; W/REMV LES-SNA | 95 | \$1,760 | \$1,353 |
| 69436 | TYMPANOSTOMY GENERAL ANESTHESIA | 90 | \$1,254 | \$1,069 |
| 47563 | LAPARSCPY SURG; CHOLECT W/CHOLAN | 77 | \$9,263 | \$5,930 |
| 64721 | NEUROPLASTY; MEDIAN CARPAL TUNNE | 68 | \$3,867 | \$1,939 |
| 55700 | BX PROS; NDLE/PUNCH 1/MX ANY APP | 55 | \$1,019 | \$1,556 |
| 62311 | INJ 1 NOT NEUROLYTIC-EPID; LUMB/ | 52 | \$446 | \$941 |
| 42820 | T&A; UNDER AGE 12 | 48 | \$2,007 | \$1,897 |
| 29881 | SCOPE KNEE SURG;W/MENISCECT MED/ | 47 | \$4,766 | \$3,661 |
| 49505 | REPR INIT ING HERNIA 5YR/MORE; R | 46 | \$5,720 | \$3,442 |
| 42821 | T&A; AGE 12 OR OVER | 35 | \$2,305 | \$2,175 |
| 20680 | REMOVAL OF IMPLANT; DEEP | 31 | \$3,952 | \$2,573 |
| 50590 | LITHOTRIPSY XTRACORP SHOCK WAVE | 26 | \$10,680 | \$7,665 |
| 52005 | CYSTOURETHROSCOPY W/URETERAL CAT | 26 | \$3,165 | \$3,696 |
| 29877 | SCOPE KNEE SURG; DEBRID/SHAVE CA | 25 | \$5,521 | \$3,334 |
| 29826 | SCOPE SHOULDER; DECOMP SUBACROM | 23 | \$8,926 | \$5,247 |
| 52000 | CYSTOURETHROSCOPY-SEP PROC | 22 | \$2,105 | \$1,899 |
| 29880 | SCOPE KNEE SURG;W/MENISCECT MED& | 20 | \$5,163 | \$3,915 |

SOURCE: Utah Ambulatory Surgery Database
 Reportable* excludes codes in the former "Other" category and CPT4 blood draw codes in previous reports.

AMB ST 1-4

UTAH HOSPITAL AND FREESTANDING AMBULATORY SURGERY CENTER (FASC) UTILIZATION AND CHARGE PROFILE OF OUTPATIENT SURGERY, 2005
 PROCEDURE APG CATEGORY, PROCEDURE APG, BASED ON REPORTABLE* CPT-4 PROCEDURES

106 Castleview Hospital

| Procedure APG category | | TOTAL # | TOTAL # (ALL Hospitals) |
|------------------------|---|---------|-------------------------|
| Procedure APG | | | |
| 01 | INTEGUMENTARY SYSTEM | 118 | 9,625 |
| | 002 SUPERFICIAL NEEDLE BIOPSY AND ASPIRATION | 26 | 2,764 |
| | 003 COMPLEX INCISION AND DRAINAGE | 1 | 93 |
| | 006 SIMPLE DEBRIDEMENT AND DESTRUCTION | 1 | 163 |
| | 007 COMPLEX EXCISION, BIOPSY AND DEBRIDEMENT | 29 | 1,172 |
| | 008 SIMPLE EXCISION AND BIOPSY | 8 | 975 |
| | 009 COMPLEX SKIN REPAIRS INCL INTEGUMENT GRAFTS, TRANSFER & REARRANGE | 23 | 1,274 |
| | 011 SIMPLE INCISION AND EXCISION OF BREAST | 24 | 2,672 |
| | 012 BREAST RECONSTRUCTION AND MASTECTOMY | 6 | 461 |
| 02 | MUSCULOSKELETAL SYSTEM | 985 | 55,271 |
| | 021 COMPLEX MUSCULOSKELETAL PROCEDURES EXCLUDING HAND AND FOOT | 150 | 6,574 |
| | 022 SIMPLE MUSCULOSKELETAL PROCEDURES EXCLUDING HAND AND FOOT | 43 | 2,116 |
| | 023 COMPLEX HAND AND FOOT MUSCULOSKELETAL PROCEDURES | 9 | 1,982 |
| | 024 SIMPLE HAND AND FOOT MUSCULOSKELETAL PROCEDURES | 179 | 11,501 |
| | 025 ARTHROSCOPY | 470 | 23,586 |
| | 026 REPLACEMENT OF CAST | 1 | 80 |
| | 027 SPLINT, STRAPPING AND CAST REMOVAL | 13 | 103 |
| | 028 CLOSED TREATMENT FX & DISLOCATION OF FINGER, TOE & TRUNK | 1 | 56 |
| | 029 CLOSED TREATMENT FX & DISLOCATION EXC FINGER, TOE & TRUNK | 24 | 610 |
| | 030 OPEN OR PERCUTANEOUS TREATMENT OF FRACTURES | 38 | 4,047 |
| | 031 BONE OR JOINT MANIPULATION UNDER ANESTHESIA | 4 | 429 |
| | 032 BUNION PROCEDURES | 14 | 1,497 |
| | 033 ARTHROPLASTY | 2 | 534 |
| | 034 HAND AND FOOT TENOTOMY | 2 | 275 |
| | 035 ARTHROCENTESIS AND LIGAMENT OR TENDON INJECTION | 35 | 1,881 |
| 03 | RESPIRATORY SYSTEM | 200 | 7,516 |
| | 052 NEEDLE AND CATHETER BIOPSY, ASPIRATION, LAVAGE AND INTUBATION | 16 | 721 |
| | 053 COMPLEX ENDOSCOPY OF THE UPPER AIRWAY | 178 | 4,668 |
| | 054 SIMPLE ENDOSCOPY OF THE UPPER AIRWAY | 3 | 343 |
| | 055 ENDOSCOPY OF THE LOWER AIRWAY | 3 | 1,784 |
| 04 | CARDIOVASCULAR SYSTEM | 3 | 31,224 |
| | 078 PACEMAKER INSERTION AND REPLACEMENT | 2 | 606 |
| | 083 RESUSCITATION AND CARディオVERSION | 1 | 15 |
| 05 | HEMATOLOGIC, LYMPHATIC, AND ENDOCRINE | 28 | 2,858 |
| | 095 DEEP LYMPH STRUCTURE AND THYROID PROCEDURES | 8 | 1,920 |
| | 097 TRANSFUSION | 20 | 808 |
| 06 | DIGESTIVE SYSTEM | 1,512 | 103,000 |
| | 111 ALIMENTARY TESTS AND SIMPLE TUBE PLACEMENT | 2 | 155 |
| | 112 ESOPHAGEAL DILATION WITHOUT ENDOSCOPY | 4 | 1,254 |
| | 113 ANOSCOPY WITH BIOPSY AND DIAGNOSTIC PROCTOSIGMOIDOSCOPY | 4 | 683 |
| | 114 PROCTOSIGMOIDOSCOPY WITH EXCISION OR BIOPSY | 9 | 445 |
| | 115 DIAGNOSTIC UPPER GI ENDOSCOPY OR INTUBATION | 330 | 20,979 |
| | 116 THERAPEUTIC UPPER GI ENDOSCOPY OR INTUBATION | 57 | 5,802 |
| | 117 LOWER GASTROINTESTINAL ENDOSCOPY | 741 | 47,252 |
| | 119 HERNIA AND HYDROCELE PROCEDURES | 134 | 7,107 |
| | 120 COMPLEX ANAL AND RECTAL PROCEDURES | 6 | 966 |

AMB ST 1-4
UTAH HOSPITAL AND FREESTANDING AMBULATORY SURGERY CENTER (FASC) UTILIZATION AND CHARGE PROFILE OF OUTPATIENT SURGERY, 2005
PROCEDURE APG CATEGORY, PROCEDURE APG, BASED ON REPORTABLE* CPT-4 PROCEDURES

106 Castleview Hospital

| procedure APG category | | TOTAL # | TOTAL # (ALL Hospitals) |
|------------------------|--|---------|-------------------------|
| procedure APG | | | |
| | 121 SIMPLE ANAL AND RECTAL PROCEDURES | 5 | 565 |
| | 122 MISCELLANEOUS ABDOMINAL PROCEDURES | 9 | 490 |
| | 123 COMPLEX LAPAROSCOPIC PROCEDURES | 208 | 14,888 |
| | 124 SIMPLE LAPAROSCOPIC PROCEDURES | 3 | 244 |
| 07 | URINARY SYSTEM | 179 | 7,371 |
| | 131 RENAL EXTRACORPOREAL SHOCK WAVE LITHOTRIPSY | 41 | 766 |
| | 133 URINARY CATHETERIZATION AND DILATATION | 8 | 399 |
| | 134 COMPLEX CYSTOURETHROSCOPY AND LITHOLAPAXY | 42 | 3,433 |
| | 135 MODERATE CYSTOURETHROSCOPY | 57 | 1,850 |
| | 136 SIMPLE CYSTOURETHROSCOPY | 30 | 617 |
| | 138 SIMPLE URETHRAL PROCEDURES | 1 | 149 |
| 08 | MALE GENITAL SYSTEM | 84 | 2,798 |
| | 151 TESTICULAR AND EPIDIDYMAL PROCEDURES | 13 | 1,409 |
| | 154 SIMPLE PENILE PROCEDURES | 13 | 711 |
| | 155 PROSTATE NEEDLE AND PUNCH BIOPSY | 58 | 178 |
| 09 | FEMALE GENITAL SYSTEM | 32 | 6,527 |
| | 176 COMPLEX FEMALE REPRODUCTIVE PROCEDURES | 8 | 1,506 |
| | 177 SIMPLE FEMALE REPRODUCTIVE PROCEDURES | 7 | 1,484 |
| | 178 DILATION AND CURETTAGE | 1 | 663 |
| | 179 HYSTEROSCOPY | 12 | 2,678 |
| | 180 COLPOSCOPY | 4 | 196 |
| 10 | NERVOUS SYSTEM | 242 | 27,778 |
| | 195 NERVOUS SYSTEM INJECTIONS, STIMULATIONS OR CRANIAL TAP | 83 | 21,371 |
| | 198 NERVE REPAIR AND DESTRUCTION | 149 | 4,700 |
| | 199 SPINAL TAP | 10 | 702 |
| 12 | FACIAL, EAR, NOSE, MOUTH AND THROAT | 799 | 28,941 |
| | 233 NASAL CAUTERIZATION AND PACKING | 4 | 204 |
| | 234 COMPLEX FACIAL AND ENT PROCEDURES | 161 | 5,313 |
| | 235 SIMPLE FACIAL AND ENT PROCEDURES | 402 | 14,825 |
| | 236 TONSIL AND ADENOID PROCEDURES | 232 | 8,558 |
| 13 | THERAPEUTIC AND OTHER RADIOLOGICAL PROCEDURES | 46 | 3,489 |
| | 254 MYELOGRAPHY | 7 | 307 |
| | 255 MISCELLANEOUS RADIOLOGICAL PROCEDURES WITH CONTRAST | 39 | 1,673 |

SOURCE: Utah Ambulatory Surgery Database

Utah Health Data Committee/Office of Health Care Statistics

Reportable* excludes codes in the former "Other" category and CPT blood draw codes in previous reports.

AMB ST 1-5
UTAH HOSPITAL AND FREESTANDING AMBULATORY SURGERY CENTER (FASC) UTILIZATION AND CHARGE PROFILE OF OUTPATIENT SURGERY, 2005
PROCEDURE APG CATEGORY, PROCEDURE APG, SINGLE APG ONLY
BASED ON REPORTABLE* CPT-4 PROCEDURES

106 Castleview Hospital

| Procedure APG category | Procedure APG | TOTAL # | AVE TOT CHR | AVE TOT CHR(ALL Hospitals) |
|------------------------|---|---------|-------------|-----------------------------|
| 01 | INTEGUMENTARY SYSTEM | 81 | \$3,733 | \$2,720 |
| | 002 SUPERFICIAL NEEDLE BIOPSY AND ASPIRATION | 20 | \$1,929 | \$2,110 |
| | 003 COMPLEX INCISION AND DRAINAGE | 1 | \$4,613 | \$3,617 |
| | 007 COMPLEX EXCISION, BIOPSY AND DEBRIDEMENT | 10 | \$3,906 | \$2,947 |
| | 008 SIMPLE EXCISION AND BIOPSY | 4 | \$3,115 | \$2,811 |
| | 009 COMPLEX SKIN REPAIRS INCL INTEGUMENT GRAFTS, TRANSFER & REARRAN | 20 | \$4,002 | \$3,441 |
| | 011 SIMPLE INCISION AND EXCISION OF BREAST | 22 | \$4,854 | \$2,717 |
| | 012 BREAST RECONSTRUCTION AND MASTECTOMY | 4 | \$5,210 | \$4,527 |
| 02 | MUSCULOSKELETAL SYSTEM | 394 | \$5,761 | \$3,739 |
| | 021 COMPLEX MUSCULOSKELETAL PROCEDURES EXCLUDING HAND AND FOOT | 45 | \$8,180 | \$5,677 |
| | 022 SIMPLE MUSCULOSKELETAL PROCEDURES EXCLUDING HAND AND FOOT | 19 | \$5,964 | \$3,550 |
| | 023 COMPLEX HAND AND FOOT MUSCULOSKELETAL PROCEDURES | 4 | \$8,783 | \$4,293 |
| | 024 SIMPLE HAND AND FOOT MUSCULOSKELETAL PROCEDURES | 69 | \$3,994 | \$2,497 |
| | 025 ARTHROSCOPY | 164 | \$6,161 | \$4,162 |
| | 027 SPLINT, STRAPPING AND CAST REMOVAL | 12 | \$938 | \$1,088 |
| | 028 CLOSED TREATMENT FX & DISLOCATION OF FINGER, TOE & TRUNK | 1 | \$2,404 | \$2,328 |
| | 029 CLOSED TREATMENT FX & DISLOCATION EXC FINGER, TOE & TRUNK | 18 | \$4,084 | \$2,873 |
| | 030 OPEN OR PERCUTANEOUS TREATMENT OF FRACTURES | 31 | \$9,843 | \$4,697 |
| | 031 BONE OR JOINT MANIPULATION UNDER ANESTHESIA | 2 | \$3,785 | \$2,274 |
| | 032 BUNION PROCEDURES | 7 | \$5,521 | \$3,289 |
| | 033 ARTHROPLASTY | 1 | \$8,284 | \$5,262 |
| | 035 ARTHROCENTESIS AND LIGAMENT OR TENDON INJECTION | 21 | \$981 | \$792 |
| 03 | RESPIRATORY SYSTEM | 19 | \$1,799 | \$1,861 |
| | 052 NEEDLE AND CATHETER BIOPSY, ASPIRATION, LAVAGE AND INTUBATION | 16 | \$1,342 | \$1,117 |
| | 053 COMPLEX ENDOSCOPY OF THE UPPER AIRWAY | 3 | \$4,235 | \$3,101 |
| 04 | CARDIOVASCULAR SYSTEM | 2 | \$14,390 | \$11,714 |
| | 078 PACEMAKER INSERTION AND REPLACEMENT | 2 | \$14,390 | \$20,119 |
| 05 | HEMATOLOGIC, LYMPHATIC, AND ENDOCRINE | 23 | \$4,039 | \$4,419 |
| | 095 DEEP LYMPH STRUCTURE AND THYROID PROCEDURES | 5 | \$7,101 | \$4,406 |
| | 097 TRANSFUSION | 18 | \$3,188 | \$2,478 |
| 06 | DIGESTIVE SYSTEM | 1,051 | \$2,831 | \$1,962 |
| | 111 ALIMENTARY TESTS AND SIMPLE TUBE PLACEMENT | 1 | \$804 | \$1,010 |
| | 112 ESOPHAGEAL DILATION WITHOUT ENDOSCOPY | 3 | \$1,846 | \$1,144 |
| | 113 ANOSCOPY WITH BIOPSY AND DIAGNOSTIC PROCTOSIGMOIDOSCOPY | 2 | \$977 | \$984 |
| | 114 PROCTOSIGMOIDOSCOPY WITH EXCISION OR BIOPSY | 9 | \$1,496 | \$1,169 |
| | 115 DIAGNOSTIC UPPER GI ENDOSCOPY OR INTUBATION | 197 | \$1,608 | \$1,165 |
| | 116 THERAPEUTIC UPPER GI ENDOSCOPY OR INTUBATION | 37 | \$2,776 | \$1,658 |
| | 117 LOWER GASTROINTESTINAL ENDOSCOPY | 576 | \$1,533 | \$1,067 |
| | 119 HERNIA AND HYDROCELE PROCEDURES | 82 | \$5,472 | \$3,280 |
| | 120 COMPLEX ANAL AND RECTAL PROCEDURES | 4 | \$6,042 | \$2,685 |
| | 121 SIMPLE ANAL AND RECTAL PROCEDURES | 4 | \$2,018 | \$1,870 |
| | 122 MISCELLANEOUS ABDOMINAL PROCEDURES | 2 | \$2,847 | \$2,977 |
| | 123 COMPLEX LAPAROSCOPIC PROCEDURES | 133 | \$8,713 | \$5,679 |
| | 124 SIMPLE LAPAROSCOPIC PROCEDURES | 1 | \$5,401 | \$9,924 |
| 07 | URINARY SYSTEM | 138 | \$4,353 | \$4,153 |

AMB ST 1-5
UTAH HOSPITAL AND FREESTANDING AMBULATORY SURGERY CENTER (FASC) UTILIZATION AND CHARGE PROFILE OF OUTPATIENT SURGERY, 2005
PROCEDURE APG CATEGORY, PROCEDURE APG, SINGLE APG ONLY
BASED ON REPORTABLE* CPT-4 PROCEDURES

106 Castleview Hospital

| procedure APG category Procedure APG | TOTAL # | AVE TOT CHRG | AVE TOT CHRG(ALL Hospitals) |
|--|---------|--------------|------------------------------|
| 131 RENAL EXTRACORPOREAL SHOCK WAVE LITHOTRIPSY | 26 | \$10,680 | \$7,665 |
| 133 URINARY CATHETERIZATION AND DILATATION | 6 | \$886 | \$3,375 |
| 134 COMPLEX CYSTOURETHROSCOPY AND LITHOLAPAXY | 31 | \$3,659 | \$4,141 |
| 135 MODERATE CYSTOURETHROSCOPY | 47 | \$3,084 | \$3,140 |
| 136 SIMPLE CYSTOURETHROSCOPY | 27 | \$2,108 | \$2,217 |
| 138 SIMPLE URETHRAL PROCEDURES | 1 | \$2,440 | \$1,708 |
| 08 MALE GENITAL SYSTEM | 75 | \$1,704 | \$3,036 |
| 151 TESTICULAR AND EPIDIDYMAL PROCEDURES | 9 | \$4,668 | \$2,586 |
| 154 SIMPLE PENILE PROCEDURES | 11 | \$2,705 | \$1,905 |
| 155 PROSTATE NEEDLE AND PUNCH BIOPSY | 55 | \$1,019 | \$3,040 |
| 09 FEMALE GENITAL SYSTEM | 21 | \$5,293 | \$3,633 |
| 176 COMPLEX FEMALE REPRODUCTIVE PROCEDURES | 6 | \$5,771 | \$4,657 |
| 177 SIMPLE FEMALE REPRODUCTIVE PROCEDURES | 3 | \$3,947 | \$2,716 |
| 178 DILATION AND CURETTAGE | 1 | \$3,175 | \$2,156 |
| 179 HYSTEROSCOPY | 10 | \$5,513 | \$4,046 |
| 180 COLPOSCOPY | 1 | \$6,367 | \$1,802 |
| 10 NERVOUS SYSTEM | 171 | \$2,266 | \$1,539 |
| 195 NERVOUS SYSTEM INJECTIONS, STIMULATIONS OR CRANIAL TAP | 80 | \$508 | \$994 |
| 198 NERVE REPAIR AND DESTRUCTION | 81 | \$4,106 | \$2,246 |
| 199 SPINAL TAP | 10 | \$1,424 | \$1,728 |
| 12 FACIAL, EAR, NOSE, MOUTH AND THROAT | 221 | \$2,382 | \$2,232 |
| 234 COMPLEX FACIAL AND ENT PROCEDURES | 18 | \$7,966 | \$4,546 |
| 235 SIMPLE FACIAL AND ENT PROCEDURES | 110 | \$1,670 | \$1,623 |
| 236 TONSIL AND ADENOID PROCEDURES | 93 | \$2,145 | \$2,001 |
| 13 THERAPEUTIC AND OTHER RADIOLOGICAL PROCEDURES | 45 | \$1,135 | \$3,887 |
| 254 MYELOGRAPHY | 7 | \$2,515 | \$2,899 |
| 255 MISCELLANEOUS RADIOLOGICAL PROCEDURES WITH CONTRAST | 38 | \$881 | \$2,848 |

SOURCE: Utah Ambulatory Surgery Database
Utah Health Data Committee/Office of Health Care Statistics
Reportable* excludes codes in the former "Other" category and CPT blood draw codes in previous reports.

AMB ST 1-6
UTAH HOSPITAL AND FREESTANDING AMBULATORY SURGERY CENTER (FASC) UTILIZATION AND CHARGE PROFILE OF OUTPATIENT SURGERY, 2005
NUMBER OF SELECTED AMBULATORY SURGERY PATIENT VISITS BY PATIENT PROFILE

106 Castleview Hospital

| Patient Profile | Patient Visits | | Patient Visits-All Hospitals | |
|----------------------------|----------------|------|------------------------------|------|
| | (#) | (%) | (#) | (%) |
| GENDER | | | | |
| Female | 1,650 | 52.1 | 121,269 | 54.3 |
| Male | 1,517 | 47.9 | 101,991 | 45.7 |
| Unknown | 0 | 0.0 | 13 | 0.0 |
| Not Reported | 0 | 0.0 | 5 | 0.0 |
| AGE | | | | |
| 1-28 days | 3 | 0.1 | 469 | 0.2 |
| 29-365 days | 27 | 0.9 | 3,008 | 1.3 |
| 1-4 years | 136 | 4.3 | 10,999 | 4.9 |
| 5-9 | 107 | 3.4 | 6,321 | 2.8 |
| 10-14 | 72 | 2.3 | 4,532 | 2.0 |
| 15-17 | 102 | 3.2 | 4,858 | 2.2 |
| 18-19 | 65 | 2.1 | 3,511 | 1.6 |
| 20-24 | 147 | 4.6 | 10,616 | 4.8 |
| 25-29 | 145 | 4.6 | 12,207 | 5.5 |
| 30-34 | 158 | 5.0 | 11,660 | 5.2 |
| 35-39 | 125 | 3.9 | 11,852 | 5.3 |
| 40-44 | 177 | 5.6 | 14,382 | 6.4 |
| 45-49 | 227 | 7.2 | 17,465 | 7.8 |
| 50-54 | 342 | 10.8 | 24,332 | 10.9 |
| 55-59 | 306 | 9.7 | 20,472 | 9.2 |
| 60-64 | 254 | 8.0 | 17,241 | 7.7 |
| 65-69 | 222 | 7.0 | 15,102 | 6.8 |
| 70-74 | 184 | 5.8 | 12,741 | 5.7 |
| 75-79 | 171 | 5.4 | 10,692 | 4.8 |
| 80-84 | 115 | 3.6 | 6,850 | 3.1 |
| 85-89 | 72 | 2.3 | 3,124 | 1.4 |
| 90 + | 10 | 0.3 | 842 | 0.4 |
| Not Reported | 3 | 0.1 | 471 | 0.2 |
| SOURCE OF ADMISSION | | | | |
| Physician Referral | 3,063 | 96.7 | 197,732 | 88.6 |
| Clinic Referral | 1 | 0.0 | 511 | 0.2 |
| HMO Referral | 0 | 0.0 | 3,452 | 1.5 |
| Other Hospital | 0 | 0.0 | 121 | 0.1 |
| Skilled Nursing Facility | 0 | 0.0 | 19 | 0.0 |
| Other Health Care Facility | 0 | 0.0 | 36 | 0.0 |
| Emergency Room | 103 | 3.3 | 4,092 | 1.8 |
| Court/Law Enforcement | 0 | 0.0 | 0 | 0.0 |
| Unknown | 0 | 0.0 | 7 | 0.0 |
| Not Reported | 0 | 0.0 | 17,308 | 7.8 |

(Continued)

AMB ST 1-6
UTAH HOSPITAL AND FREESTANDING AMBULATORY SURGERY CENTER (FASC) UTILIZATION AND CHARGE PROFILE OF OUTPATIENT SURGERY, 2005
NUMBER OF SELECTED AMBULATORY SURGERY PATIENT VISITS BY PATIENT PROFILE

106 Castleview Hospital

| Patient Profile | Patient Visits | | Patient Visits-All Hospitals | |
|---|----------------|------|------------------------------|------|
| | (#) | (%) | (#) | (%) |
| DISCHARGE STATUS | | | | |
| Home or Self Care | 3,148 | 99.4 | 222,736 | 99.8 |
| Another Hospital | 7 | 0.2 | 119 | 0.1 |
| Skilled Nursing Facility | 1 | 0.0 | 104 | 0.0 |
| Intermediate Care Facility | 3 | 0.1 | 9 | 0.0 |
| Another Type of Institution | 0 | 0.0 | 26 | 0.0 |
| Under Care of Home Service | 8 | 0.3 | 191 | 0.1 |
| Left Against Medical Advice | 0 | 0.0 | 24 | 0.0 |
| Under Care of Home IV Provider | 0 | 0.0 | 11 | 0.0 |
| Expired | 0 | 0.0 | 12 | 0.0 |
| Unknown | 0 | 0.0 | 46 | 0.0 |
| Not Reported | 0 | 0.0 | 0 | 0.0 |
| PRIMARY PAYER | | | | |
| Medicare | 902 | 28.5 | 49,290 | 22.1 |
| Medicaid | 364 | 11.5 | 14,728 | 6.6 |
| Other government | 5 | 0.2 | 5,443 | 2.4 |
| Blue Cross/Blue Shield | 465 | 14.7 | 29,900 | 13.4 |
| Other Commercial | 565 | 17.8 | 14,398 | 6.4 |
| Managed Care(HMO, PPO) | 713 | 22.5 | 101,684 | 45.5 |
| Self Pay | 24 | 0.8 | 2,175 | 1.0 |
| Industrial & Worker Comp | 91 | 2.9 | 4,017 | 1.8 |
| Charity and Unclassified | 0 | 0.0 | 206 | 0.1 |
| Childrens Health Insurance | 0 | 0.0 | 197 | 0.1 |
| Unknown | 38 | 1.2 | 1,148 | 0.5 |
| Not Reported | 0 | 0.0 | 92 | 0.0 |
| LOCAL HEALTH DISTRICT OF PATIENT RESIDENCE | | | | |
| Bear River | 3 | 0.1 | 15,256 | 6.8 |
| Central Utah | 48 | 1.5 | 8,217 | 3.7 |
| Davis County | 1 | 0.0 | 22,608 | 10.1 |
| Salt Lake County | 8 | 0.3 | 78,843 | 35.3 |
| Southeastern Utah | 2,989 | 94.4 | 5,233 | 2.3 |
| Southwest Utah | 7 | 0.2 | 12,333 | 5.5 |
| Summit County | 0 | 0.0 | 3,135 | 1.4 |
| Tooele County | 0 | 0.0 | 4,296 | 1.9 |
| Tri-County | 83 | 2.6 | 5,769 | 2.6 |
| Utah County | 4 | 0.1 | 35,901 | 16.1 |
| Wasatch County | 0 | 0.0 | 1,724 | 0.8 |
| Weber County | 1 | 0.0 | 20,598 | 9.2 |
| Unknown Utah | 0 | 0.0 | 49 | 0.0 |
| Outside Utah | 23 | 0.7 | 9,153 | 4.1 |
| Unknown, Not Reported | 0 | 0.0 | 163 | 0.1 |

SOURCE: Utah Ambulatory Surgery Database,
Utah Health Data Committee/Office of Health Care Statistics.

AMB ST 1-1
UTAH HOSPITAL AND FREESTANDING AMBULATORY SURGERY CENTER (FASC) UTILIZATION AND CHARGE PROFILE OF OUTPATIENT SURGERY, 2005
NUMBER OF CPT-4 AND ICD-9 REPORTABLE* PROCEDURES BY SELECTED AMBULATORY SURGERY REPORTING CATEGORY

113 Central Valley Medical Center

| | Procedures Performed | | Procedures Performed-All Hospitals | |
|--|----------------------|-------|------------------------------------|-------|
| | (#) | (%) | (#) | (%) |
| Reporting Category(ICD-9-CM CODES) | 120 | 100.0 | 319,528 | 100.0 |
| Mastectomy (85.0-85.99) | 2 | 1.7 | 7,251 | 2.3 |
| Musculoskeletal (76.0-84.99) | 20 | 16.7 | 62,442 | 19.5 |
| Respiratory (30.0-34.99) | 0 | 0.0 | 3,352 | 1.0 |
| Cardiovascular (35.0-39.99) | 0 | 0.0 | 16,471 | 5.2 |
| Lymphatic/Hemetic (40.0-41.99) | 1 | 0.8 | 2,955 | 0.9 |
| Digestive System (42.0-54.99) | 45 | 37.5 | 105,537 | 33.0 |
| Urinary (55.0-59.99) | 5 | 4.2 | 8,250 | 2.6 |
| Male Genital (60.0-64.99) | 1 | 0.8 | 3,729 | 1.2 |
| Female Genital (65.0-71.99) | 12 | 10.0 | 14,736 | 4.6 |
| Endocrine/Nervous (01.0-07.99) | 6 | 5.0 | 30,031 | 9.4 |
| Eye (08.0-16.99) | 0 | 0.0 | 19,655 | 6.2 |
| Ear (18.0-20.99) | 21 | 17.5 | 15,107 | 4.7 |
| Nose, Mouth, Pharynx (21.0-29.99) | 7 | 5.8 | 30,012 | 9.4 |
| Reporting Category(CPT-4 CODES) | 865 | 100.0 | 307,031 | 100.0 |
| Mastectomy (19120-19220) | 21 | 2.4 | 3,138 | 1.0 |
| Musculoskeletal (20000-29909) | 122 | 14.1 | 61,634 | 20.1 |
| Respiratory (30000-32999 & 39501-39599) | 0 | 0.0 | 13,104 | 4.3 |
| Cardiovascular (33010-37799 & 93501-93660) | 4 | 0.5 | 37,099 | 12.1 |
| Lymphatic/Hemetic (38100-38999) | 1 | 0.1 | 2,706 | 0.9 |
| Digestive (40490-49999) | 577 | 66.7 | 114,818 | 37.4 |
| Urinary (50010-53899) | 19 | 2.2 | 8,591 | 2.8 |
| Male Genital (54000-55899) | 6 | 0.7 | 3,154 | 1.0 |
| Female Genital (56405-58999) | 56 | 6.5 | 11,166 | 3.6 |
| Endocrine/Nervous (60000-64999) | 28 | 3.2 | 31,549 | 10.3 |
| Eye (65091-68899) | 0 | 0.0 | 11,740 | 3.8 |
| Ear (69000-69979) | 31 | 3.6 | 8,332 | 2.7 |

SOURCE: Utah Ambulatory Surgery Database

Utah Health Data Committee/Office of Health Care Statistics.

Reportable* excludes codes in the former "Other" category and CPT blood draw codes in previous reports.

AMB ST 1-2
UTAH HOSPITAL AND FREESTANDING AMBULATORY SURGERY CENTER (FASC) UTILIZATION AND CHARGE PROFILE OF OUTPATIENT SURGERY, 2005
MOST COMMONLY PERFORMED CPT-4 AND ICD-9 REPORTABLE* PROCEDURES

113 Central Valley Medical Center

| ICD-9 CODE | ICD-9 DESCRIPTION | # | % | % ALL Hospitals |
|----------------------|-------------------------------------|-----|-------|-----------------|
| All ICD-9 Procedures | | 120 | 100.0 | 100.0 |
| 2001 | MYRINGOTOMY WITH INSERTION OF TUBE | 21 | 17.5 | 3.86 |
| 4513 | OTHER ENDOSCOPY OF SMALL INTESTINE | 10 | 8.3 | 2.02 |
| 4523 | COLONOSCOPY | 6 | 5.0 | 7.33 |
| 5123 | LAPAROSCOPIC CHOLECYSTECTOMY | 6 | 5.0 | 1.93 |
| 283 | TONSILLECTOMY WITH ADENOIDECTOMY | 5 | 4.2 | 1.73 |
| 4525 | CLOS [ENDO] BX LARGE INTESTINE | 5 | 4.2 | 2.58 |
| 0443 | RELEASE OF CARPAL TUNNEL | 4 | 3.3 | 1.13 |
| 5349 | OTHER UMBILICAL HERNIORRHAPHY | 4 | 3.3 | 0.28 |
| 5421 | LAPAROSCOPY | 3 | 2.5 | 0.48 |
| 6902 | DILATION&CURET FOLLOWING DELIV/AB | 3 | 2.5 | 0.21 |
| 6909 | OTHER DILATION&CURETTAGE OF UTERUS | 3 | 2.5 | 0.47 |
| 7869 | REMOVAL IMPL DEVICE FROM OTH BONE | 3 | 2.5 | 0.14 |
| 8221 | EXCISION LESION TENDON SHEATH HAND | 3 | 2.5 | 0.29 |
| 282 | TONSILLECTOMY WITHOUT ADENOIDECTOMY | 2 | 1.7 | 0.65 |
| 4467 | LAP CREATE EG SPHINCTRIC COMPETENCE | 2 | 1.7 | 0.07 |
| 4516 | EGD W/CLOS BX | 2 | 1.7 | 5.33 |
| 5159 | INCISION OF OTHER BILE DUCT | 2 | 1.7 | 0.02 |
| 5732 | OTHER CYSTOSCOPY | 2 | 1.7 | 0.46 |
| 586 | DILATION OF URETHRA | 2 | 1.7 | 0.07 |
| 6732 | DESTRUCTION LESION CERVIX CAUT | 2 | 1.7 | 0.06 |

| CPT-4 CODE | CPT-4 DESCRIPTION | # | % | % ALL Hospitals |
|----------------------|----------------------------------|-----|-------|-----------------|
| All CPT-4 Procedures | | 865 | 100.0 | 100.0 |
| 45378 | COLONOSCOPY FLEX; DX-SEP PROC | 189 | 21.8 | 7.15 |
| 43235 | UGI ENDO; DX W/VO CLCT SPECMN-SP | 150 | 17.3 | 1.34 |
| 44100 | BX INTESTINE CAPSULE TUBE PERORA | 63 | 7.3 | 0.02 |
| 64721 | NEUROPLASTY; MEDIAN CARPAL TUNNE | 28 | 3.2 | 0.72 |
| 69436 | TYMPANOSTOMY GENERAL ANESTHESIA | 26 | 3.0 | 2.08 |
| 47563 | LAPARSCPY SURG; CHOLECT W/CHOLAN | 24 | 2.8 | 1.24 |
| 49505 | REPR INIT ING HERNIA 5YR/MORE; R | 16 | 1.8 | 0.95 |
| 43239 | UGI ENDO; W/BX 1/MX | 15 | 1.7 | 5.40 |
| 42820 | T&A; UNDER AGE 12 | 13 | 1.5 | 1.38 |
| 45380 | COLONOSCOPY FLEX; W/BX 1/MX | 13 | 1.5 | 5.50 |
| 19125 | EXC BRST LES ID RAD MARKR OPN;1 | 10 | 1.2 | 0.27 |
| 28285 | CORRECTION HAMMERTO | 10 | 1.2 | 0.48 |
| 42825 | TONSILLECT PRIM/SEC; UNDER AGE 1 | 10 | 1.2 | 0.11 |
| 45385 | COLONOSCOPY FLEX; W/REMV LES-SNA | 10 | 1.2 | 1.80 |
| 58563 | HYSTEROSC SURG; W/ENDOMETRIAL AB | 10 | 1.2 | 0.46 |
| 49320 | LAP-ABD DX-W/VO SPECMN-SEP PROC | 9 | 1.0 | 0.24 |
| 19120 | EXC BRST CYST TUMR/LES OPN M/F 1 | 7 | 0.8 | 0.59 |
| 49585 | REPR UMBIL HERNIA 5YR/OVER; RDUC | 7 | 0.8 | 0.30 |
| 20690 | APPLIC UNIPLANE UNILAT EXT FIX S | 6 | 0.7 | 0.04 |
| 28270 | CAPSULOT; MTP JNT EA JT SEP PROC | 6 | 0.7 | 0.04 |

SOURCE: Utah Ambulatory Surgery Database

Utah Health Data Committee/Office of Health Care Statistics

Reportable* excludes codes in the former "Other" category and CPT4 blood draw codes in previous reports.

AMB ST 1-3

UTAH HOSPITAL AND FREESTANDING AMBULATORY SURGERY CENTER (FASC) UTILIZATION AND CHARGE PROFILE OF OUTPATIENT SURGERY, 2005
 AVERAGE TOTAL CHARGES FOR MOST COMMONLY PERFORMED CPT-4 AND ICD-9 REPORTABLE* PROCEDURES, SINGLE ICD-9 OR CPT-4 ONLY

113 Central Valley Medical Center

| ICD-9 CODE | ICD-9 DESCRIPTION | # | AVE TOT CHRG | AVE TOT CHRG(ALL Hospitals) |
|------------------|-------------------------------------|----|--------------|------------------------------|
| ICD-9 Procedures | | 49 | \$2,105 | \$2,879 |
| 4513 | OTHER ENDOSCOPY OF SMALL INTESTINE | 6 | \$938 | \$1,077 |
| 4523 | COLONOSCOPY | 4 | \$1,114 | \$903 |
| 0443 | RELEASE OF CARPAL TUNNEL | 3 | \$1,869 | \$1,948 |
| 283 | TONSILLECTOMY WITH ADENOIDECTOMY | 3 | \$2,407 | \$1,976 |
| 6902 | DILATION&CURET FOLLOWING DELIV/AB | 3 | \$2,494 | \$2,542 |
| 2001 | MYRINGOTOMY WITH INSERTION OF TUBE | 2 | \$1,743 | \$1,307 |
| 282 | TONSILLECTOMY WITHOUT ADENOIDECTOMY | 2 | \$2,120 | \$2,177 |
| 4516 | EGD W/CLOS BX | 2 | \$1,396 | \$1,210 |
| 5349 | OTHER UMBILICAL HERNIORRHAPHY | 2 | \$2,174 | \$2,628 |
| 6732 | DESTRUCTION LESION CERVIX CAUT | 2 | \$1,495 | \$2,446 |
| 6909 | OTHER DILATION&CURETTAGE OF UTERUS | 2 | \$1,691 | \$2,385 |
| 7869 | REMOVAL IMPL DEVICE FROM OTH BONE | 2 | \$2,565 | \$3,064 |
| 8221 | EXCISION LESION TENDON SHEATH HAND | 2 | \$1,608 | \$2,062 |
| 0392 | INJECTION OTH AGT INTO SPINAL CANAL | 1 | \$199 | \$813 |
| 0407 | OTH EXC/AVUL CRANIL&PERIPH NERV | 1 | \$2,951 | \$2,476 |
| 4029 | SIMPLE EXCISION OTH LYMPH STRUCTURE | 1 | \$1,765 | \$3,470 |
| 4467 | LAP CREATE EG SPHINCTRIC COMPETENCE | 1 | \$7,661 | \$8,491 |
| 5123 | LAPAROSCOPIC CHOLECYSTECTOMY | 1 | \$5,674 | \$5,675 |
| 5302 | UNILAT REPAIR INDIRECT ING HERNIA | 1 | \$1,965 | \$2,476 |
| 5341 | REPAIR UMBILICAL HERNIA W/PROSTH | 1 | \$2,829 | \$3,758 |

| CPT-4 CODE | CPT-4 DESCRIPTION | # | AVE TOT CHRG | AVE TOT CHRG(ALL Hospitals) |
|------------------|----------------------------------|-----|--------------|------------------------------|
| CPT-4 Procedures | | 432 | \$2,278 | \$2,664 |
| 45378 | COLONOSCOPY FLEX; DX-SEP PROC | 98 | \$1,197 | \$907 |
| 43235 | UGI ENDO; DX W/VO CLCT SPECMN-SP | 94 | \$1,359 | \$1,012 |
| 64721 | NEUROPLASTY; MEDIAN CARPAL TUNNE | 26 | \$1,739 | \$1,939 |
| 69436 | TYMPANOSTOMY GENERAL ANESTHESIA | 20 | \$1,614 | \$1,069 |
| 47563 | LAPARSCPY SURG; CHOLECT W/CHOLAN | 17 | \$5,973 | \$5,930 |
| 49505 | REPR INIT ING HERNIA 5YR/MORE; R | 13 | \$3,838 | \$3,442 |
| 42820 | T&A; UNDER AGE 12 | 11 | \$2,617 | \$1,897 |
| 19125 | EXC BRST LES ID RAD MARKR OPN;1 | 10 | \$2,403 | \$3,257 |
| 42825 | TONSILLECT PRIM/SEC; UNDER AGE 1 | 9 | \$2,405 | \$1,892 |
| 19120 | EXC BRST CYST TUMR/LES OPN M/F 1 | 7 | \$2,451 | \$2,463 |
| 45380 | COLONOSCOPY FLEX; W/BX 1/MX | 7 | \$1,393 | \$1,227 |
| 58563 | HYSTEROSC SURG; W/ENDOMETRIAL AB | 7 | \$5,747 | \$4,699 |
| 42826 | TONSILLECTOMY PRIM/SEC; AGE 12/O | 5 | \$2,902 | \$2,223 |
| 42821 | T&A; AGE 12 OR OVER | 4 | \$2,648 | \$2,175 |
| 43239 | UGI ENDO; W/BX 1/MX | 4 | \$1,401 | \$1,205 |
| 52281 | CYSTOURETHROSCOPY W/CALIBRAT | 4 | \$2,114 | \$2,437 |
| 57460 | COLPSCPY CERV W/UP/ADJ VAG ;LOOP | 4 | \$1,514 | \$1,260 |
| 49585 | REPR UMBIL HERNIA 5YR/OVER; RUC | 3 | \$4,061 | \$3,244 |
| 49587 | REPR UMBIL HERNIA 5YR/OVER; INCA | 3 | \$6,202 | \$3,199 |
| 52000 | CYSTOURETHROSCOPY-SEP PROC | 3 | \$1,916 | \$1,899 |

SOURCE: Utah Ambulatory Surgery Database
 Reportable* excludes codes in the former "Other" category and CPT4 blood draw codes in previous reports.

AMB ST 1-4
UTAH HOSPITAL AND FREESTANDING AMBULATORY SURGERY CENTER (FASC) UTILIZATION AND CHARGE PROFILE OF OUTPATIENT SURGERY, 2005
PROCEDURE APG CATEGORY, PROCEDURE APG, BASED ON REPORTABLE* CPT-4 PROCEDURES

113 Central Valley Medical Center

| Procedure APG category | | TOTAL # | TOTAL # (ALL Hospitals) |
|------------------------|---|---------|-------------------------|
| Procedure APG | | | |
| 01 | INTEGUMENTARY SYSTEM | 26 | 9,625 |
| | 002 SUPERFICIAL NEEDLE BIOPSY AND ASPIRATION | 1 | 2,764 |
| | 007 COMPLEX EXCISION, BIOPSY AND DEBRIDEMENT | 1 | 1,172 |
| | 009 COMPLEX SKIN REPAIRS INCL INTEGUMENT GRAFTS, TRANSFER & REARRANGE | 3 | 1,274 |
| | 011 SIMPLE INCISION AND EXCISION OF BREAST | 17 | 2,672 |
| | 012 BREAST RECONSTRUCTION AND MASTECTOMY | 4 | 461 |
| 02 | MUSCULOSKELETAL SYSTEM | 119 | 55,271 |
| | 021 COMPLEX MUSCULOSKELETAL PROCEDURES EXCLUDING HAND AND FOOT | 12 | 6,574 |
| | 022 SIMPLE MUSCULOSKELETAL PROCEDURES EXCLUDING HAND AND FOOT | 2 | 2,116 |
| | 023 COMPLEX HAND AND FOOT MUSCULOSKELETAL PROCEDURES | 17 | 1,982 |
| | 024 SIMPLE HAND AND FOOT MUSCULOSKELETAL PROCEDURES | 53 | 11,501 |
| | 025 ARTHROSCOPY | 8 | 23,586 |
| | 026 REPLACEMENT OF CAST | 1 | 80 |
| | 030 OPEN OR PERCUTANEOUS TREATMENT OF FRACTURES | 2 | 4,047 |
| | 032 BUNION PROCEDURES | 13 | 1,497 |
| | 033 ARTHROPLASTY | 4 | 534 |
| | 034 HAND AND FOOT TENOTOMY | 5 | 275 |
| | 035 ARTHROCENTESIS AND LIGAMENT OR TENDON INJECTION | 2 | 1,881 |
| 04 | CARDIOVASCULAR SYSTEM | 1 | 31,224 |
| | 079 REMOVAL AND REVISION OF PACEMAKER AND VASCULAR DEVICE | 1 | 844 |
| 05 | HEMATOLOGIC, LYMPHATIC, AND ENDOCRINE | 1 | 2,858 |
| | 095 DEEP LYMPH STRUCTURE AND THYROID PROCEDURES | 1 | 1,920 |
| 06 | DIGESTIVE SYSTEM | 549 | 103,000 |
| | 115 DIAGNOSTIC UPPER GI ENDOSCOPY OR INTUBATION | 233 | 20,979 |
| | 116 THERAPEUTIC UPPER GI ENDOSCOPY OR INTUBATION | 5 | 5,802 |
| | 117 LOWER GASTROINTESTINAL ENDOSCOPY | 214 | 47,252 |
| | 119 HERNIA AND HYDROCELE PROCEDURES | 39 | 7,107 |
| | 123 COMPLEX LAPAROSCOPIC PROCEDURES | 58 | 14,888 |
| 07 | URINARY SYSTEM | 19 | 7,371 |
| | 133 URINARY CATHETERIZATION AND DILATATION | 3 | 399 |
| | 135 MODERATE CYSTOURETHROSCOPY | 7 | 1,850 |
| | 136 SIMPLE CYSTOURETHROSCOPY | 7 | 617 |
| | 137 COMPLEX URETHRAL PROCEDURES | 1 | 156 |
| | 138 SIMPLE URETHRAL PROCEDURES | 1 | 149 |
| 08 | MALE GENITAL SYSTEM | 6 | 2,798 |
| | 151 TESTICULAR AND EPIDIDYMAL PROCEDURES | 3 | 1,409 |
| | 154 SIMPLE PENILE PROCEDURES | 2 | 711 |
| | 155 PROSTATE NEEDLE AND PUNCH BIOPSY | 1 | 178 |
| 09 | FEMALE GENITAL SYSTEM | 35 | 6,527 |
| | 176 COMPLEX FEMALE REPRODUCTIVE PROCEDURES | 1 | 1,506 |
| | 177 SIMPLE FEMALE REPRODUCTIVE PROCEDURES | 4 | 1,484 |
| | 178 DILATION AND CURETTAGE | 3 | 663 |
| | 179 HYSTEROSCOPY | 21 | 2,678 |
| | 180 COLPOSCOPY | 6 | 196 |
| 10 | NERVOUS SYSTEM | 28 | 27,778 |
| | 198 NERVE REPAIR AND DESTRUCTION | 28 | 4,700 |

AMB ST 1-4
UTAH HOSPITAL AND FREESTANDING AMBULATORY SURGERY CENTER (FASC) UTILIZATION AND CHARGE PROFILE OF OUTPATIENT SURGERY, 2005
PROCEDURE APG CATEGORY, PROCEDURE APG, BASED ON REPORTABLE* CPT-4 PROCEDURES

113 Central Valley Medical Center

| procedure APG category | | TOTAL # | TOTAL # (ALL Hospitals) |
|------------------------|---|---------|-------------------------|
| procedure APG | | | |
| 12 | FACIAL, EAR, NOSE, MOUTH AND THROAT | 65 | 28,941 |
| | 235 SIMPLE FACIAL AND ENT PROCEDURES | 30 | 14,825 |
| | 236 TONSIL AND ADENOID PROCEDURES | 35 | 8,558 |
| 13 | THERAPEUTIC AND OTHER RADIOLOGICAL PROCEDURES | 2 | 3,489 |
| | 255 MISCELLANEOUS RADIOLOGICAL PROCEDURES WITH CONTRAST | 2 | 1,673 |
| 14 | PHYSICAL MEDICINE AND REHABILITATION | 1 | 8 |
| | 272 PHYSICAL THERAPY | 1 | 8 |

SOURCE: Utah Ambulatory Surgery Database

Utah Health Data Committee/Office of Health Care Statistics

Reportable* excludes codes in the former "Other" category and CPT blood draw codes in previous reports.

AMB ST 1-5
UTAH HOSPITAL AND FREESTANDING AMBULATORY SURGERY CENTER (FASC) UTILIZATION AND CHARGE PROFILE OF OUTPATIENT SURGERY, 2005
PROCEDURE APG CATEGORY, PROCEDURE APG, SINGLE APG ONLY
BASED ON REPORTABLE* CPT-4 PROCEDURES

113 Central Valley Medical Center

| Procedure APG category | Procedure APG | TOTAL # | AVE TOT CHR | AVE TOT CHR(ALL Hospitals) |
|------------------------|---|---------|-------------|-----------------------------|
| 01 | INTEGUMENTARY SYSTEM | 23 | \$2,801 | \$2,720 |
| | 009 COMPLEX SKIN REPAIRS INCL INTEGUMENT GRAFTS, TRANSFER & REARRAN | 2 | \$2,718 | \$3,441 |
| | 011 SIMPLE INCISION AND EXCISION OF BREAST | 17 | \$2,423 | \$2,717 |
| | 012 BREAST RECONSTRUCTION AND MASTECTOMY | 4 | \$4,451 | \$4,527 |
| 02 | MUSCULOSKELETAL SYSTEM | 32 | \$3,016 | \$3,739 |
| | 021 COMPLEX MUSCULOSKELETAL PROCEDURES EXCLUDING HAND AND FOOT | 2 | \$2,958 | \$5,677 |
| | 022 SIMPLE MUSCULOSKELETAL PROCEDURES EXCLUDING HAND AND FOOT | 1 | \$3,530 | \$3,550 |
| | 023 COMPLEX HAND AND FOOT MUSCULOSKELETAL PROCEDURES | 6 | \$3,840 | \$4,293 |
| | 024 SIMPLE HAND AND FOOT MUSCULOSKELETAL PROCEDURES | 15 | \$2,199 | \$2,497 |
| | 025 ARTHROSCOPY | 4 | \$3,977 | \$4,162 |
| | 030 OPEN OR PERCUTANEOUS TREATMENT OF FRACTURES | 1 | \$2,942 | \$4,697 |
| | 032 BUNION PROCEDURES | 2 | \$4,748 | \$3,289 |
| | 035 ARTHROCENTESIS AND LIGAMENT OR TENDON INJECTION | 1 | \$2,692 | \$792 |
| 04 | CARDIOVASCULAR SYSTEM | 1 | \$2,020 | \$11,714 |
| | 079 REMOVAL AND REVISION OF PACEMAKER AND VASCULAR DEVICE | 1 | \$2,020 | \$7,717 |
| 05 | HEMATOLOGIC, LYMPHATIC, AND ENDOCRINE | 1 | \$1,765 | \$4,419 |
| | 095 DEEP LYMPH STRUCTURE AND THYROID PROCEDURES | 1 | \$1,765 | \$4,406 |
| 06 | DIGESTIVE SYSTEM | 260 | \$2,083 | \$1,962 |
| | 115 DIAGNOSTIC UPPER GI ENDOSCOPY OR INTUBATION | 99 | \$1,417 | \$1,165 |
| | 116 THERAPEUTIC UPPER GI ENDOSCOPY OR INTUBATION | 1 | \$1,649 | \$1,658 |
| | 117 LOWER GASTROINTESTINAL ENDOSCOPY | 105 | \$1,210 | \$1,067 |
| | 119 HERNIA AND HYDROCELE PROCEDURES | 26 | \$3,981 | \$3,280 |
| | 123 COMPLEX LAPAROSCOPIC PROCEDURES | 29 | \$5,831 | \$5,679 |
| 07 | URINARY SYSTEM | 15 | \$1,997 | \$4,153 |
| | 133 URINARY CATHETERIZATION AND DILATATION | 1 | \$2,170 | \$3,375 |
| | 135 MODERATE CYSTOURETHROSCOPY | 6 | \$1,891 | \$3,140 |
| | 136 SIMPLE CYSTOURETHROSCOPY | 7 | \$2,029 | \$2,217 |
| | 137 COMPLEX URETHRAL PROCEDURES | 1 | \$2,236 | \$4,424 |
| 08 | MALE GENITAL SYSTEM | 3 | \$2,614 | \$3,036 |
| | 151 TESTICULAR AND EPIDIDYMAL PROCEDURES | 1 | \$2,727 | \$2,586 |
| | 154 SIMPLE PENILE PROCEDURES | 2 | \$2,557 | \$1,905 |
| 09 | FEMALE GENITAL SYSTEM | 17 | \$3,932 | \$3,633 |
| | 176 COMPLEX FEMALE REPRODUCTIVE PROCEDURES | 1 | \$5,646 | \$4,657 |
| | 177 SIMPLE FEMALE REPRODUCTIVE PROCEDURES | 1 | \$2,778 | \$2,716 |
| | 178 DILATION AND CURETTAGE | 2 | \$1,691 | \$2,156 |
| | 179 HYSTEROSCOPY | 9 | \$5,443 | \$4,046 |
| | 180 COLPOSCOPY | 4 | \$1,514 | \$1,802 |
| 10 | NERVOUS SYSTEM | 26 | \$1,739 | \$1,539 |
| | 198 NERVE REPAIR AND DESTRUCTION | 26 | \$1,739 | \$2,246 |
| 12 | FACIAL, EAR, NOSE, MOUTH AND THROAT | 50 | \$2,184 | \$2,232 |
| | 235 SIMPLE FACIAL AND ENT PROCEDURES | 21 | \$1,603 | \$1,623 |
| | 236 TONSIL AND ADENOID PROCEDURES | 29 | \$2,605 | \$2,001 |

SOURCE: Utah Ambulatory Surgery Database

Utah Health Data Committee/Office of Health Care Statistics

Reportable* excludes codes in the former "Other" category and CPT blood draw codes in previous reports.

AMB ST 1-6
UTAH HOSPITAL AND FREESTANDING AMBULATORY SURGERY CENTER (FASC) UTILIZATION AND CHARGE PROFILE OF OUTPATIENT SURGERY, 2005
NUMBER OF SELECTED AMBULATORY SURGERY PATIENT VISITS BY PATIENT PROFILE

113 Central Valley Medical Center

| Patient Profile | Patient Visits | | Patient Visits-All Hospitals | |
|----------------------------|----------------|------|------------------------------|------|
| | (#) | (%) | (#) | (%) |
| GENDER | | | | |
| Female | 370 | 59.8 | 121,269 | 54.3 |
| Male | 248 | 40.1 | 101,991 | 45.7 |
| Unknown | 0 | 0.0 | 13 | 0.0 |
| Not Reported | 1 | 0.2 | 5 | 0.0 |
| AGE | | | | |
| 1-28 days | 0 | 0.0 | 469 | 0.2 |
| 29-365 days | 8 | 1.3 | 3,008 | 1.3 |
| 1-4 years | 25 | 4.0 | 10,999 | 4.9 |
| 5-9 | 15 | 2.4 | 6,321 | 2.8 |
| 10-14 | 24 | 3.9 | 4,532 | 2.0 |
| 15-17 | 21 | 3.4 | 4,858 | 2.2 |
| 18-19 | 10 | 1.6 | 3,511 | 1.6 |
| 20-24 | 40 | 6.5 | 10,616 | 4.8 |
| 25-29 | 32 | 5.2 | 12,207 | 5.5 |
| 30-34 | 30 | 4.8 | 11,660 | 5.2 |
| 35-39 | 29 | 4.7 | 11,852 | 5.3 |
| 40-44 | 36 | 5.8 | 14,382 | 6.4 |
| 45-49 | 53 | 8.6 | 17,465 | 7.8 |
| 50-54 | 60 | 9.7 | 24,332 | 10.9 |
| 55-59 | 65 | 10.5 | 20,472 | 9.2 |
| 60-64 | 45 | 7.3 | 17,241 | 7.7 |
| 65-69 | 49 | 7.9 | 15,102 | 6.8 |
| 70-74 | 31 | 5.0 | 12,741 | 5.7 |
| 75-79 | 27 | 4.4 | 10,692 | 4.8 |
| 80-84 | 13 | 2.1 | 6,850 | 3.1 |
| 85-89 | 3 | 0.5 | 3,124 | 1.4 |
| 90 + | 3 | 0.5 | 842 | 0.4 |
| Not Reported | 0 | 0.0 | 471 | 0.2 |
| SOURCE OF ADMISSION | | | | |
| Physician Referral | 618 | 99.8 | 197,732 | 88.6 |
| Clinic Referral | 0 | 0.0 | 511 | 0.2 |
| HMO Referral | 0 | 0.0 | 3,452 | 1.5 |
| Other Hospital | 0 | 0.0 | 121 | 0.1 |
| Skilled Nursing Facility | 0 | 0.0 | 19 | 0.0 |
| Other Health Care Facility | 0 | 0.0 | 36 | 0.0 |
| Emergency Room | 0 | 0.0 | 4,092 | 1.8 |
| Court/Law Enforcement | 0 | 0.0 | 0 | 0.0 |
| Unknown | 0 | 0.0 | 7 | 0.0 |
| Not Reported | 1 | 0.2 | 17,308 | 7.8 |

(Continued)

AMB ST 1-6
UTAH HOSPITAL AND FREESTANDING AMBULATORY SURGERY CENTER (FASC) UTILIZATION AND CHARGE PROFILE OF OUTPATIENT SURGERY, 2005
NUMBER OF SELECTED AMBULATORY SURGERY PATIENT VISITS BY PATIENT PROFILE

113 Central Valley Medical Center

| Patient Profile | Patient Visits | | Patient Visits-All Hospitals | |
|---|----------------|------|------------------------------|------|
| | (#) | (%) | (#) | (%) |
| DISCHARGE STATUS | | | | |
| Home or Self Care | 614 | 99.2 | 222,736 | 99.8 |
| Another Hospital | 0 | 0.0 | 119 | 0.1 |
| Skilled Nursing Facility | 4 | 0.6 | 104 | 0.0 |
| Intermediate Care Facility | 0 | 0.0 | 9 | 0.0 |
| Another Type of Institution | 1 | 0.2 | 26 | 0.0 |
| Under Care of Home Service | 0 | 0.0 | 191 | 0.1 |
| Left Against Medical Advice | 0 | 0.0 | 24 | 0.0 |
| Under Care of Home IV Provider | 0 | 0.0 | 11 | 0.0 |
| Expired | 0 | 0.0 | 12 | 0.0 |
| Unknown | 0 | 0.0 | 46 | 0.0 |
| Not Reported | 0 | 0.0 | 0 | 0.0 |
| PRIMARY PAYER | | | | |
| Medicare | 147 | 23.7 | 49,290 | 22.1 |
| Medicaid | 73 | 11.8 | 14,728 | 6.6 |
| Other government | 9 | 1.5 | 5,443 | 2.4 |
| Blue Cross/Blue Shield | 114 | 18.4 | 29,900 | 13.4 |
| Other Commercial | 78 | 12.6 | 14,398 | 6.4 |
| Managed Care(HMO, PPO) | 195 | 31.5 | 101,684 | 45.5 |
| Self Pay | 0 | 0.0 | 2,175 | 1.0 |
| Industrial & Worker Comp | 3 | 0.5 | 4,017 | 1.8 |
| Charity and Unclassified | 0 | 0.0 | 206 | 0.1 |
| Childrens Health Insurance | 0 | 0.0 | 197 | 0.1 |
| Unknown | 0 | 0.0 | 1,148 | 0.5 |
| Not Reported | 0 | 0.0 | 92 | 0.0 |
| LOCAL HEALTH DISTRICT OF PATIENT RESIDENCE | | | | |
| Bear River | 2 | 0.3 | 15,256 | 6.8 |
| Central Utah | 576 | 93.1 | 8,217 | 3.7 |
| Davis County | 2 | 0.3 | 22,608 | 10.1 |
| Salt Lake County | 1 | 0.2 | 78,843 | 35.3 |
| Southeastern Utah | 1 | 0.2 | 5,233 | 2.3 |
| Southwest Utah | 1 | 0.2 | 12,333 | 5.5 |
| Summit County | 0 | 0.0 | 3,135 | 1.4 |
| Tooele County | 5 | 0.8 | 4,296 | 1.9 |
| Tri-County | 0 | 0.0 | 5,769 | 2.6 |
| Utah County | 26 | 4.2 | 35,901 | 16.1 |
| Wasatch County | 0 | 0.0 | 1,724 | 0.8 |
| Weber County | 1 | 0.2 | 20,598 | 9.2 |
| Unknown Utah | 1 | 0.2 | 49 | 0.0 |
| Outside Utah | 3 | 0.5 | 9,153 | 4.1 |
| Unknown, Not Reported | 0 | 0.0 | 163 | 0.1 |

SOURCE: Utah Ambulatory Surgery Database,
Utah Health Data Committee/Office of Health Care Statistics.

AMB ST 1-1
UTAH HOSPITAL AND FREESTANDING AMBULATORY SURGERY CENTER (FASC) UTILIZATION AND CHARGE PROFILE OF OUTPATIENT SURGERY, 2005
NUMBER OF CPT-4 AND ICD-9 REPORTABLE* PROCEDURES BY SELECTED AMBULATORY SURGERY REPORTING CATEGORY

119 Cottonwood Hospital Medical Center

| | Procedures Performed | | Procedures Performed-All Hospitals | |
|--|----------------------|-------|------------------------------------|-------|
| | (#) | (%) | (#) | (%) |
| Reporting Category(ICD-9-CM CODES) | 27,106 | 100.0 | 319,528 | 100.0 |
| Mastectomy (85.0-85.99) | 676 | 2.5 | 7,251 | 2.3 |
| Musculoskeletal (76.0-84.99) | 3,365 | 12.4 | 62,442 | 19.5 |
| Respiratory (30.0-34.99) | 150 | 0.6 | 3,352 | 1.0 |
| Cardiovascular (35.0-39.99) | 576 | 2.1 | 16,471 | 5.2 |
| Lymphatic/Hemetic (40.0-41.99) | 245 | 0.9 | 2,955 | 0.9 |
| Digestive System (42.0-54.99) | 12,375 | 45.7 | 105,537 | 33.0 |
| Urinary (55.0-59.99) | 394 | 1.5 | 8,250 | 2.6 |
| Male Genital (60.0-64.99) | 233 | 0.9 | 3,729 | 1.2 |
| Female Genital (65.0-71.99) | 1,544 | 5.7 | 14,736 | 4.6 |
| Endocrine/Nervous (01.0-07.99) | 746 | 2.8 | 30,031 | 9.4 |
| Eye (08.0-16.99) | 3,248 | 12.0 | 19,655 | 6.2 |
| Ear (18.0-20.99) | 1,034 | 3.8 | 15,107 | 4.7 |
| Nose, Mouth, Pharynx (21.0-29.99) | 2,520 | 9.3 | 30,012 | 9.4 |
| Reporting Category(CPT-4 CODES) | 25,477 | 100.0 | 307,031 | 100.0 |
| Mastectomy (19120-19220) | 358 | 1.4 | 3,138 | 1.0 |
| Musculoskeletal (20000-29909) | 3,494 | 13.7 | 61,634 | 20.1 |
| Respiratory (30000-32999 & 39501-39599) | 1,501 | 5.9 | 13,104 | 4.3 |
| Cardiovascular (33010-37799 & 93501-93660) | 2,069 | 8.1 | 37,099 | 12.1 |
| Lymphatic/Hemetic (38100-38999) | 240 | 0.9 | 2,706 | 0.9 |
| Digestive (40490-49999) | 12,949 | 50.8 | 114,818 | 37.4 |
| Urinary (50010-53899) | 387 | 1.5 | 8,591 | 2.8 |
| Male Genital (54000-55899) | 219 | 0.9 | 3,154 | 1.0 |
| Female Genital (56405-58999) | 1,125 | 4.4 | 11,166 | 3.6 |
| Endocrine/Nervous (60000-64999) | 755 | 3.0 | 31,549 | 10.3 |
| Eye (65091-68899) | 1,791 | 7.0 | 11,740 | 3.8 |
| Ear (69000-69979) | 589 | 2.3 | 8,332 | 2.7 |

SOURCE: Utah Ambulatory Surgery Database

Utah Health Data Committee/Office of Health Care Statistics.

Reportable* excludes codes in the former "Other" category and CPT blood draw codes in previous reports.

AMB ST 1-2
UTAH HOSPITAL AND FREESTANDING AMBULATORY SURGERY CENTER (FASC) UTILIZATION AND CHARGE PROFILE OF OUTPATIENT SURGERY, 2005
MOST COMMONLY PERFORMED CPT-4 AND ICD-9 REPORTABLE* PROCEDURES

119 Cottonwood Hospital Medical Center

| ICD-9 CODE | ICD-9 DESCRIPTION | # | % | % ALL Hospitals |
|----------------------|-------------------------------------|-------|------|-----------------|
| All ICD-9 Procedures | | | | |
| 4523 | COLONOSCOPY | 2,897 | 10.7 | 7.33 |
| 4516 | EGD W/CLOS BX | 2,305 | 8.5 | 5.33 |
| 4542 | ENDO POLYPECTOMY LARGE INTESTINE | 1,980 | 7.3 | 3.85 |
| 1341 | PHACOEMULSIFICATION&ASPIR CATARACT | 1,410 | 5.2 | 1.43 |
| 1371 | INSRT IOL-CATARACT EXTRACT-1 STAGE | 1,407 | 5.2 | 1.42 |
| 4525 | CLOS [ENDO] BX LARGE INTESTINE | 882 | 3.3 | 2.58 |
| 2001 | MYRINGOTOMY WITH INSERTION OF TUBE | 829 | 3.1 | 3.86 |
| 4836 | [ENDOSCOPIC] POLYPECTOMY OF RECTUM | 745 | 2.7 | 1.17 |
| 5123 | LAPAROSCOPIC CHOLECYSTECTOMY | 604 | 2.2 | 1.93 |
| 283 | TONSILLECTOMY WITH ADENOIDECTOMY | 446 | 1.6 | 1.73 |
| 4292 | DILATION OF ESOPHAGUS | 444 | 1.6 | 1.37 |
| 2169 | OTHER TURBINECTOMY | 345 | 1.3 | 0.67 |
| 8521 | LOCAL EXCISION OF LESION OF BREAST | 343 | 1.3 | 0.91 |
| 806 | EXCISION SEMILUNAR CARTILAGE KNEE | 317 | 1.2 | 1.77 |
| 2188 | OTHER SEPTOPLASTY | 306 | 1.1 | 0.60 |
| 4513 | OTHER ENDOSCOPY OF SMALL INTESTINE | 306 | 1.1 | 2.02 |
| 282 | TONSILLECTOMY WITHOUT ADENOIDECTOMY | 259 | 1.0 | 0.65 |
| 6823 | ENDOMETRIAL ABLATION | 257 | 0.9 | 0.59 |
| 6952 | ASPIRATION CURET FOLLOWING DELIV/AB | 222 | 0.8 | 0.48 |
| 3722 | LEFT HEART CARDIAC CATHETERIZATION | 212 | 0.8 | 1.11 |

| CPT-4 CODE | CPT-4 DESCRIPTION | # | % | % ALL Hospitals |
|----------------------|----------------------------------|-------|------|-----------------|
| All CPT-4 Procedures | | | | |
| 45378 | COLONOSCOPY FLEX; DX-SEP PROC | 2,818 | 11.1 | 7.15 |
| 45380 | COLONOSCOPY FLEX; W/BX 1/MX | 2,806 | 11.0 | 5.50 |
| 43239 | UGI ENDO; W/BX 1/MX | 2,294 | 9.0 | 5.40 |
| 66984 | EXTRACAPSULAR CATARACT REMV IOL | 1,369 | 5.4 | 1.43 |
| 45385 | COLONOSCOPY FLEX; W/REMV LES-SNA | 585 | 2.3 | 1.80 |
| 47562 | LAPAROSCOPY SURGICAL; CHOLECT | 556 | 2.2 | 0.72 |
| 69436 | TYMPANOSTOMY GENERAL ANESTHESIA | 427 | 1.7 | 2.08 |
| 93545 | INJ PROC-CATH; SELECT CORONRY AN | 359 | 1.4 | 1.40 |
| 93543 | INJ PROC-CATH; LT VENT/ATRIAL AN | 342 | 1.3 | 1.32 |
| 30140 | SUBMUCOS RES TURBINATE PART/CMPL | 341 | 1.3 | 0.58 |
| 93555 | IMAG SUPERVS I&R-CATH; VENT/ATRI | 341 | 1.3 | 1.16 |
| 49505 | REPR INIT ING HERNIA 5YR/MORE; R | 335 | 1.3 | 0.95 |
| 93556 | IMAG SUPERVS I&R-CATH; PULM ANGI | 330 | 1.3 | 1.20 |
| 42820 | T&A; UNDER AGE 12 | 319 | 1.3 | 1.38 |
| 30520 | SEPTOPLASTY/SUBMUCOS RES W/GFT | 307 | 1.2 | 0.71 |
| 43249 | UGI ENDO; W/BALLOON DILAT ESOPHA | 282 | 1.1 | 0.89 |
| 29881 | SCOPE KNEE SURG;W/MENISCECT MED/ | 256 | 1.0 | 1.52 |
| 42826 | TONSILLECTOMY PRIM/SEC; AGE 12/O | 236 | 0.9 | 0.54 |
| 29877 | SCOPE KNEE SURG; DEBRID/SHAVE CA | 234 | 0.9 | 0.95 |
| 28285 | CORRECTION HAMMERTOES | 219 | 0.9 | 0.48 |

SOURCE: Utah Ambulatory Surgery Database

Utah Health Data Committee/Office of Health Care Statistics

Reportable* excludes codes in the former "Other" category and CPT4 blood draw codes in previous reports.

AMB ST 1-3

UTAH HOSPITAL AND FREESTANDING AMBULATORY SURGERY CENTER (FASC) UTILIZATION AND CHARGE PROFILE OF OUTPATIENT SURGERY, 2005
 AVERAGE TOTAL CHARGES FOR MOST COMMONLY PERFORMED CPT-4 AND ICD-9 REPORTABLE* PROCEDURES, SINGLE ICD-9 OR CPT-4 ONLY

119 Cottonwood Hospital Medical Center

| ICD-9 CODE | ICD-9 DESCRIPTION | # | AVE TOT CHR | AVE TOT CHR(ALL Hospitals) |
|------------------|-------------------------------------|--------|-------------|-----------------------------|
| ICD-9 Procedures | | 12,325 | \$1,675 | \$2,879 |
| 4523 | COLONOSCOPY | 2,541 | \$599 | \$903 |
| 4542 | ENDO POLYPECTOMY LARGE INTESTINE | 1,304 | \$797 | \$1,238 |
| 4516 | EGD W/CLOS BX | 1,271 | \$742 | \$1,210 |
| 5123 | LAPAROSCOPIC CHOLECYSTECTOMY | 563 | \$3,310 | \$5,675 |
| 4525 | CLOS [ENDO] BX LARGE INTESTINE | 471 | \$852 | \$1,300 |
| 283 | TONSILLECTOMY WITH ADENOIDECTOMY | 380 | \$1,194 | \$1,976 |
| 4836 | [ENDOSCOPIC] POLYPECTOMY OF RECTUM | 324 | \$758 | \$1,195 |
| 6952 | ASPIRATION CURET FOLLOWING DELIV/AB | 214 | \$1,610 | \$2,176 |
| 8521 | LOCAL EXCISION OF LESION OF BREAST | 209 | \$1,730 | \$2,505 |
| 3722 | LEFT HEART CARDIAC CATHETERIZATION | 199 | \$3,850 | \$6,068 |
| 282 | TONSILLECTOMY WITHOUT ADENOIDECTOMY | 195 | \$1,204 | \$2,177 |
| 5011 | CLOSED BIOPSY OF LIVER | 173 | \$1,836 | \$2,156 |
| 6823 | ENDOMETRIAL ABLATION | 169 | \$3,738 | \$4,658 |
| 4513 | OTHER ENDOSCOPY OF SMALL INTESTINE | 162 | \$808 | \$1,077 |
| 3723 | COMBINED RIGHT&LEFT HEART CARD CATH | 145 | \$4,280 | \$6,505 |
| 5304 | UNILAT REPR INDIRECT ING HERN-GFT | 119 | \$2,107 | \$3,549 |
| 4131 | BIOPSY OF BONE MARROW | 116 | \$3,623 | \$3,031 |
| 4701 | LAPAROSCOPIC APPENDECTOMY | 116 | \$5,751 | \$7,458 |
| 6629 | OTH BIL ENDO DESTRUC FALLOP TUBES | 85 | \$2,068 | \$3,429 |
| 0443 | RELEASE OF CARPAL TUNNEL | 83 | \$1,196 | \$1,948 |

| CPT-4 CODE | CPT-4 DESCRIPTION | # | AVE TOT CHR | AVE TOT CHR(ALL Hospitals) |
|------------------|----------------------------------|--------|-------------|-----------------------------|
| CPT-4 Procedures | | 13,563 | \$1,661 | \$2,664 |
| 45378 | COLONOSCOPY FLEX; DX-SEP PROC | 2,459 | \$600 | \$907 |
| 45380 | COLONOSCOPY FLEX; W/BX 1/MX | 2,099 | \$800 | \$1,227 |
| 66984 | EXTRACAPSULAR CATARACT REMV IOL | 1,330 | \$2,500 | \$2,926 |
| 43239 | UGI ENDO; W/BX 1/MX | 1,263 | \$740 | \$1,205 |
| 47562 | LAPAROSCOPY SURGICAL; CHOLECT | 522 | \$3,259 | \$5,216 |
| 69436 | TYMPANOSTOMY GENERAL ANESTHESIA | 291 | \$731 | \$1,069 |
| 42820 | T&A; UNDER AGE 12 | 264 | \$1,114 | \$1,897 |
| 45385 | COLONOSCOPY FLEX; W/REMV LES-SNA | 223 | \$865 | \$1,353 |
| 49505 | REPR INIT ING HERNIA 5YR/MORE; R | 219 | \$2,128 | \$3,442 |
| 42826 | TONSILLECTOMY PRIM/SEC; AGE 12/O | 176 | \$1,226 | \$2,223 |
| 47000 | BIOPSY LIVER NEEDLE; PERCUTANEOU | 162 | \$1,792 | \$2,075 |
| 19120 | EXC BRST CYST TUMR/LES OPN M/F 1 | 152 | \$1,520 | \$2,463 |
| 58563 | HYSTEROSC SURG; W/ENDOMETRIAL AB | 134 | \$3,806 | \$4,699 |
| 43235 | UGI ENDO; DX W/NO CLCT SPECMN-SP | 121 | \$584 | \$1,012 |
| 44970 | LAPAROSCOPY SURGICAL APPENDECTOM | 114 | \$5,756 | \$7,429 |
| 38221 | BONE MARROW; BIOPSY NEEDLE/TROCA | 108 | \$3,647 | \$2,479 |
| 42821 | T&A; AGE 12 OR OVER | 108 | \$1,365 | \$2,175 |
| 64721 | NEUROPLASTY; MEDIAN CARPAL TUNNE | 90 | \$1,201 | \$1,939 |
| 19125 | EXC BRST LES ID RAD MARKR OPN;1 | 80 | \$2,250 | \$3,257 |
| 29881 | SCOPE KNEE SURG;W/MENISCECT MED/ | 79 | \$2,325 | \$3,661 |

SOURCE: Utah Ambulatory Surgery Database
 Reportable* excludes codes in the former "Other" category and CPT4 blood draw codes in previous reports.

AMB ST 1-4
UTAH HOSPITAL AND FREESTANDING AMBULATORY SURGERY CENTER (FASC) UTILIZATION AND CHARGE PROFILE OF OUTPATIENT SURGERY, 2005
PROCEDURE APG CATEGORY, PROCEDURE APG, BASED ON REPORTABLE* CPT-4 PROCEDURES

119 Cottonwood Hospital Medical Center

| Procedure APG category | | TOTAL # | TOTAL # (ALL Hospitals) |
|------------------------|---|---------|-------------------------|
| Procedure APG | | | |
| 01 | INTEGUMENTARY SYSTEM | 912 | 9,625 |
| | 002 SUPERFICIAL NEEDLE BIOPSY AND ASPIRATION | 337 | 2,764 |
| | 003 COMPLEX INCISION AND DRAINAGE | 3 | 93 |
| | 004 SIMPLE INCISION AND DRAINAGE | 2 | 36 |
| | 006 SIMPLE DEBRIDEMENT AND DESTRUCTION | 26 | 163 |
| | 007 COMPLEX EXCISION, BIOPSY AND DEBRIDEMENT | 88 | 1,172 |
| | 008 SIMPLE EXCISION AND BIOPSY | 65 | 975 |
| | 009 COMPLEX SKIN REPAIRS INCL INTEGUMENT GRAFTS, TRANSFER & REARRANGE | 33 | 1,274 |
| | 011 SIMPLE INCISION AND EXCISION OF BREAST | 325 | 2,672 |
| | 012 BREAST RECONSTRUCTION AND MASTECTOMY | 33 | 461 |
| 02 | MUSCULOSKELETAL SYSTEM | 3,078 | 55,271 |
| | 021 COMPLEX MUSCULOSKELETAL PROCEDURES EXCLUDING HAND AND FOOT | 393 | 6,574 |
| | 022 SIMPLE MUSCULOSKELETAL PROCEDURES EXCLUDING HAND AND FOOT | 123 | 2,116 |
| | 023 COMPLEX HAND AND FOOT MUSCULOSKELETAL PROCEDURES | 131 | 1,982 |
| | 024 SIMPLE HAND AND FOOT MUSCULOSKELETAL PROCEDURES | 923 | 11,501 |
| | 025 ARTHROSCOPY | 1,015 | 23,586 |
| | 028 CLOSED TREATMENT FX & DISLOCATION OF FINGER, TOE & TRUNK | 3 | 56 |
| | 029 CLOSED TREATMENT FX & DISLOCATION EXC FINGER, TOE & TRUNK | 18 | 610 |
| | 030 OPEN OR PERCUTANEOUS TREATMENT OF FRACTURES | 190 | 4,047 |
| | 031 BONE OR JOINT MANIPULATION UNDER ANESTHESIA | 4 | 429 |
| | 032 BUNION PROCEDURES | 225 | 1,497 |
| | 033 ARTHROPLASTY | 18 | 534 |
| | 034 HAND AND FOOT TENOTOMY | 21 | 275 |
| | 035 ARTHROCENTESIS AND LIGAMENT OR TENDON INJECTION | 14 | 1,881 |
| 03 | RESPIRATORY SYSTEM | 698 | 7,516 |
| | 052 NEEDLE AND CATHETER BIOPSY, ASPIRATION, LAVAGE AND INTUBATION | 4 | 721 |
| | 053 COMPLEX ENDOSCOPY OF THE UPPER AIRWAY | 624 | 4,668 |
| | 054 SIMPLE ENDOSCOPY OF THE UPPER AIRWAY | 2 | 343 |
| | 055 ENDOSCOPY OF THE LOWER AIRWAY | 68 | 1,784 |
| 04 | CARDIOVASCULAR SYSTEM | 2,035 | 31,224 |
| | 075 PLACEMENT OF TRANSVENOUS CATHETERS | 1 | 67 |
| | 076 DIAGNOSTIC CARDIAC CATHETERIZATION | 1,843 | 22,437 |
| | 077 ANGIOPLASTY AND TRANSCATHETER PROCEDURES | 52 | 2,087 |
| | 078 PACEMAKER INSERTION AND REPLACEMENT | 45 | 606 |
| | 079 REMOVAL AND REVISION OF PACEMAKER AND VASCULAR DEVICE | 26 | 844 |
| | 080 MINOR VASCULAR REPAIR AND FISTULA CONSTRUCTION | 15 | 743 |
| | 081 SECONDARY VARICOSE VEINS AND VASCULAR INJECTION | 12 | 415 |
| | 082 VASCULAR LIGATION | 38 | 540 |
| | 083 RESUSCITATION AND CARDIOVERSION | 3 | 15 |
| 05 | HEMATOLOGIC, LYMPHATIC, AND ENDOCRINE | 182 | 2,858 |
| | 095 DEEP LYMPH STRUCTURE AND THYROID PROCEDURES | 176 | 1,920 |
| | 097 TRANSFUSION | 6 | 808 |
| 06 | DIGESTIVE SYSTEM | 12,140 | 103,000 |
| | 112 ESOPHAGEAL DILATION WITHOUT ENDOSCOPY | 123 | 1,254 |
| | 113 ANOSCOPY WITH BIOPSY AND DIAGNOSTIC PROCTOSIGMOIDOSCOPY | 43 | 683 |
| | 114 PROCTOSIGMOIDOSCOPY WITH EXCISION OR BIOPSY | 47 | 445 |

AMB ST 1-4
UTAH HOSPITAL AND FREESTANDING AMBULATORY SURGERY CENTER (FASC) UTILIZATION AND CHARGE PROFILE OF OUTPATIENT SURGERY, 2005
PROCEDURE APG CATEGORY, PROCEDURE APG, BASED ON REPORTABLE* CPT-4 PROCEDURES

119 Cottonwood Hospital Medical Center

| procedure APG category | | TOTAL # | TOTAL # (ALL Hospitals) |
|------------------------|--|---------|-------------------------|
| procedure APG | | | |
| | 115 DIAGNOSTIC UPPER GI ENDOSCOPY OR INTUBATION | 2,471 | 20,979 |
| | 116 THERAPEUTIC UPPER GI ENDOSCOPY OR INTUBATION | 531 | 5,802 |
| | 117 LOWER GASTROINTESTINAL ENDOSCOPY | 6,380 | 47,252 |
| | 118 ERCP AND MISCELLANEOUS GI ENDOSCOPY PROCEDURES | 159 | 1,917 |
| | 119 HERNIA AND HYDROCELE PROCEDURES | 731 | 7,107 |
| | 120 COMPLEX ANAL AND RECTAL PROCEDURES | 164 | 966 |
| | 121 SIMPLE ANAL AND RECTAL PROCEDURES | 53 | 565 |
| | 122 MISCELLANEOUS ABDOMINAL PROCEDURES | 52 | 490 |
| | 123 COMPLEX LAPAROSCOPIC PROCEDURES | 1,383 | 14,888 |
| | 124 SIMPLE LAPAROSCOPIC PROCEDURES | 3 | 244 |
| 07 | URINARY SYSTEM | 337 | 7,371 |
| | 131 RENAL EXTRACORPOREAL SHOCK WAVE LITHOTRIPSY | 9 | 766 |
| | 133 URINARY CATHETERIZATION AND DILATATION | 21 | 399 |
| | 134 COMPLEX CYSTOURETHROSCOPY AND LITHOLAPAXY | 150 | 3,433 |
| | 135 MODERATE CYSTOURETHROSCOPY | 96 | 1,850 |
| | 136 SIMPLE CYSTOURETHROSCOPY | 40 | 617 |
| | 137 COMPLEX URETHRAL PROCEDURES | 15 | 156 |
| | 138 SIMPLE URETHRAL PROCEDURES | 6 | 149 |
| 08 | MALE GENITAL SYSTEM | 219 | 2,798 |
| | 151 TESTICULAR AND EPIDIDYMAL PROCEDURES | 160 | 1,409 |
| | 152 INSERTION OF PENILE PROSTHESIS | 33 | 85 |
| | 153 COMPLEX PENILE PROCEDURES | 9 | 415 |
| | 154 SIMPLE PENILE PROCEDURES | 16 | 711 |
| | 155 PROSTATE NEEDLE AND PUNCH BIOPSY | 1 | 178 |
| 09 | FEMALE GENITAL SYSTEM | 696 | 6,527 |
| | 176 COMPLEX FEMALE REPRODUCTIVE PROCEDURES | 159 | 1,506 |
| | 177 SIMPLE FEMALE REPRODUCTIVE PROCEDURES | 142 | 1,484 |
| | 178 DILATION AND CURETTAGE | 74 | 663 |
| | 179 HYSTEROSCOPY | 304 | 2,678 |
| | 180 COLPOSCOPY | 17 | 196 |
| 10 | NERVOUS SYSTEM | 596 | 27,778 |
| | 195 NERVOUS SYSTEM INJECTIONS, STIMULATIONS OR CRANIAL TAP | 236 | 21,371 |
| | 196 REVISION AND REMOVAL OF NEUROLOGICAL DEVICE | 10 | 229 |
| | 197 NEUROSTIMULATOR AND VENTRICULAR SHUNT IMPLANTATION | 10 | 776 |
| | 198 NERVE REPAIR AND DESTRUCTION | 340 | 4,700 |
| 11 | EYE AND OCULAR ADNEXA | 1,781 | 11,487 |
| | 213 LASER EYE PROCEDURES | 2 | 877 |
| | 214 CATARACT PROCEDURES | 1,431 | 4,675 |
| | 215 COMPLEX ANTERIOR SEGMENT EYE PROCEDURES | 91 | 528 |
| | 216 MODERATE ANTERIOR SEGMENT EYE PROCEDURES | 48 | 322 |
| | 217 SIMPLE ANTERIOR SEGMENT EYE PROCEDURES | 41 | 201 |
| | 218 COMPLEX POSTERIOR SEGMENT EYE PROCEDURES | 1 | 427 |
| | 219 SIMPLE POSTERIOR SEGMENT EYE PROCEDURES | 2 | 434 |
| | 220 STRABISMUS AND MUSCLE EYE PROCEDURES | 101 | 905 |
| | 221 COMPLEX REPAIR AND PLASTIC PROCEDURES OF EYE | 20 | 787 |
| | 222 SIMPLE REPAIR AND PLASTIC PROCEDURES OF EYE | 17 | 630 |

AMB ST 1-4
UTAH HOSPITAL AND FREESTANDING AMBULATORY SURGERY CENTER (FASC) UTILIZATION AND CHARGE PROFILE OF OUTPATIENT SURGERY, 2005
PROCEDURE APG CATEGORY, PROCEDURE APG, BASED ON REPORTABLE* CPT-4 PROCEDURES

119 Cottonwood Hospital Medical Center

| procedure APG category | procedure APG | TOTAL # | TOTAL # (ALL Hospitals) |
|------------------------|---|---------|-------------------------|
| | 223 VITRECTOMY | 27 | 1,675 |
| 12 | FACIAL, EAR, NOSE, MOUTH AND THROAT | 2,456 | 28,941 |
| | 233 NASAL CAUTERIZATION AND PACKING | 8 | 204 |
| | 234 COMPLEX FACIAL AND ENT PROCEDURES | 654 | 5,313 |
| | 235 SIMPLE FACIAL AND ENT PROCEDURES | 983 | 14,825 |
| | 236 TONSIL AND ADENOID PROCEDURES | 811 | 8,558 |
| 13 | THERAPEUTIC AND OTHER RADIOLOGICAL PROCEDURES | 27 | 3,489 |
| | 253 VASCULAR RADIOLOGY EXCEPT FOR VENOGRAPHY OF EXTREMITY | 14 | 1,503 |
| | 254 MYELOGRAPHY | 4 | 307 |
| | 255 MISCELLANEOUS RADIOLOGICAL PROCEDURES WITH CONTRAST | 9 | 1,673 |
| 14 | PHYSICAL MEDICINE AND REHABILITATION | 3 | 8 |
| | 272 PHYSICAL THERAPY | 3 | 8 |

SOURCE: Utah Ambulatory Surgery Database

Utah Health Data Committee/Office of Health Care Statistics

Reportable* excludes codes in the former "Other" category and CPT blood draw codes in previous reports.

AMB ST 1-5
UTAH HOSPITAL AND FREESTANDING AMBULATORY SURGERY CENTER (FASC) UTILIZATION AND CHARGE PROFILE OF OUTPATIENT SURGERY, 2005
PROCEDURE APG CATEGORY, PROCEDURE APG, SINGLE APG ONLY
BASED ON REPORTABLE* CPT-4 PROCEDURES

119 Cottonwood Hospital Medical Center

| Procedure APG category | Procedure APG | TOTAL # | AVE TOT CHR | AVE TOT CHR(ALL Hospitals) |
|------------------------|---|---------|-------------|-----------------------------|
| 01 | INTEGUMENTARY SYSTEM | 678 | \$2,206 | \$2,720 |
| | 002 SUPERFICIAL NEEDLE BIOPSY AND ASPIRATION | 313 | \$2,494 | \$2,110 |
| | 003 COMPLEX INCISION AND DRAINAGE | 2 | \$2,969 | \$3,617 |
| | 006 SIMPLE DEBRIDEMENT AND DESTRUCTION | 14 | \$1,463 | \$2,265 |
| | 007 COMPLEX EXCISION, BIOPSY AND DEBRIDEMENT | 47 | \$1,791 | \$2,947 |
| | 008 SIMPLE EXCISION AND BIOPSY | 40 | \$1,838 | \$2,811 |
| | 009 COMPLEX SKIN REPAIRS INCL INTEGUMENT GRAFTS, TRANSFER & REARRAN | 7 | \$2,765 | \$3,441 |
| | 011 SIMPLE INCISION AND EXCISION OF BREAST | 232 | \$1,772 | \$2,717 |
| | 012 BREAST RECONSTRUCTION AND MASTECTOMY | 23 | \$4,358 | \$4,527 |
| 02 | MUSCULOSKELETAL SYSTEM | 954 | \$2,450 | \$3,739 |
| | 021 COMPLEX MUSCULOSKELETAL PROCEDURES EXCLUDING HAND AND FOOT | 88 | \$2,949 | \$5,677 |
| | 022 SIMPLE MUSCULOSKELETAL PROCEDURES EXCLUDING HAND AND FOOT | 36 | \$1,991 | \$3,550 |
| | 023 COMPLEX HAND AND FOOT MUSCULOSKELETAL PROCEDURES | 34 | \$2,878 | \$4,293 |
| | 024 SIMPLE HAND AND FOOT MUSCULOSKELETAL PROCEDURES | 329 | \$1,849 | \$2,497 |
| | 025 ARTHROSCOPY | 226 | \$2,778 | \$4,162 |
| | 029 CLOSED TREATMENT FX & DISLOCATION EXC FINGER, TOE & TRUNK | 10 | \$1,945 | \$2,873 |
| | 030 OPEN OR PERCUTANEOUS TREATMENT OF FRACTURES | 123 | \$3,135 | \$4,697 |
| | 031 BONE OR JOINT MANIPULATION UNDER ANESTHESIA | 1 | \$1,815 | \$2,274 |
| | 032 BUNION PROCEDURES | 98 | \$2,433 | \$3,289 |
| | 033 ARTHROPLASTY | 7 | \$3,432 | \$5,262 |
| | 034 HAND AND FOOT TENOTOMY | 1 | \$1,799 | \$2,079 |
| | 035 ARTHROCENTESIS AND LIGAMENT OR TENDON INJECTION | 1 | \$1,278 | \$792 |
| 03 | RESPIRATORY SYSTEM | 62 | \$1,542 | \$1,861 |
| | 052 NEEDLE AND CATHETER BIOPSY, ASPIRATION, LAVAGE AND INTUBATION | 2 | \$1,424 | \$1,117 |
| | 053 COMPLEX ENDOSCOPY OF THE UPPER AIRWAY | 32 | \$1,655 | \$3,101 |
| | 055 ENDOSCOPY OF THE LOWER AIRWAY | 28 | \$1,421 | \$2,026 |
| 04 | CARDIOVASCULAR SYSTEM | 37 | \$13,681 | \$11,714 |
| | 077 ANGIOPLASTY AND TRANSCATHETER PROCEDURES | 2 | \$6,784 | \$18,442 |
| | 078 PACEMAKER INSERTION AND REPLACEMENT | 27 | \$17,138 | \$20,119 |
| | 079 REMOVAL AND REVISION OF PACEMAKER AND VASCULAR DEVICE | 2 | \$3,726 | \$7,717 |
| | 080 MINOR VASCULAR REPAIR AND FISTULA CONSTRUCTION | 1 | \$1,854 | \$4,543 |
| | 081 SECONDARY VARICOSE VEINS AND VASCULAR INJECTION | 2 | \$1,324 | \$12,911 |
| | 082 VASCULAR LIGATION | 1 | \$2,003 | \$4,974 |
| | 083 RESUSCITATION AND CARDIOVERSION | 2 | \$7,981 | \$7,116 |
| 05 | HEMATOLOGIC, LYMPHATIC, AND ENDOCRINE | 106 | \$3,202 | \$4,419 |
| | 095 DEEP LYMPH STRUCTURE AND THYROID PROCEDURES | 104 | \$3,199 | \$4,406 |
| | 097 TRANSFUSION | 2 | \$3,396 | \$2,478 |
| 06 | DIGESTIVE SYSTEM | 8,025 | \$1,165 | \$1,962 |
| | 112 ESOPHAGEAL DILATION WITHOUT ENDOSCOPY | 3 | \$826 | \$1,144 |
| | 113 ANOSCOPY WITH BIOPSY AND DIAGNOSTIC PROCTOSIGMOIDOSCOPY | 19 | \$573 | \$984 |
| | 114 PROCTOSIGMOIDOSCOPY WITH EXCISION OR BIOPSY | 29 | \$676 | \$1,169 |
| | 115 DIAGNOSTIC UPPER GI ENDOSCOPY OR INTUBATION | 1,384 | \$726 | \$1,165 |
| | 116 THERAPEUTIC UPPER GI ENDOSCOPY OR INTUBATION | 151 | \$1,251 | \$1,658 |
| | 117 LOWER GASTROINTESTINAL ENDOSCOPY | 4,858 | \$701 | \$1,067 |
| | 118 ERCP AND MISCELLANEOUS GI ENDOSCOPY PROCEDURES | 44 | \$2,335 | \$3,503 |

AMB ST 1-5
UTAH HOSPITAL AND FREESTANDING AMBULATORY SURGERY CENTER (FASC) UTILIZATION AND CHARGE PROFILE OF OUTPATIENT SURGERY, 2005
PROCEDURE APG CATEGORY, PROCEDURE APG, SINGLE APG ONLY
BASED ON REPORTABLE* CPT-4 PROCEDURES

119 Cottonwood Hospital Medical Center

| procedure APG category Procedure APG | TOTAL # | AVE TOT CHR | AVE TOT CHR(ALL Hospitals) |
|--|---------|-------------|-----------------------------|
| 119 HERNIA AND HYDROCELE PROCEDURES | 388 | \$2,226 | \$3,280 |
| 120 COMPLEX ANAL AND RECTAL PROCEDURES | 131 | \$1,525 | \$2,685 |
| 121 SIMPLE ANAL AND RECTAL PROCEDURES | 28 | \$1,204 | \$1,870 |
| 122 MISCELLANEOUS ABDOMINAL PROCEDURES | 16 | \$1,715 | \$2,977 |
| 123 COMPLEX LAPAROSCOPIC PROCEDURES | 974 | \$3,584 | \$5,679 |
| 07 URINARY SYSTEM | 157 | \$2,594 | \$4,153 |
| 133 URINARY CATHETERIZATION AND DILATATION | 6 | \$1,721 | \$3,375 |
| 134 COMPLEX CYSTOURETHROSCOPY AND LITHOLAPAXY | 57 | \$3,152 | \$4,141 |
| 135 MODERATE CYSTOURETHROSCOPY | 62 | \$1,890 | \$3,140 |
| 136 SIMPLE CYSTOURETHROSCOPY | 18 | \$1,577 | \$2,217 |
| 137 COMPLEX URETHRAL PROCEDURES | 11 | \$5,597 | \$4,424 |
| 138 SIMPLE URETHRAL PROCEDURES | 3 | \$3,388 | \$1,708 |
| 08 MALE GENITAL SYSTEM | 85 | \$5,506 | \$3,036 |
| 151 TESTICULAR AND EPIDIDYMAL PROCEDURES | 42 | \$1,609 | \$2,586 |
| 152 INSERTION OF PENILE PROSTHESIS | 25 | \$12,996 | \$16,730 |
| 153 COMPLEX PENILE PROCEDURES | 7 | \$8,394 | \$3,166 |
| 154 SIMPLE PENILE PROCEDURES | 11 | \$1,522 | \$1,905 |
| 09 FEMALE GENITAL SYSTEM | 414 | \$2,828 | \$3,633 |
| 176 COMPLEX FEMALE REPRODUCTIVE PROCEDURES | 95 | \$3,487 | \$4,657 |
| 177 SIMPLE FEMALE REPRODUCTIVE PROCEDURES | 66 | \$1,536 | \$2,716 |
| 178 DILATION AND CURETTAGE | 57 | \$1,566 | \$2,156 |
| 179 HYSTEROSCOPY | 190 | \$3,354 | \$4,046 |
| 180 COLPOSCOPY | 6 | \$1,918 | \$1,802 |
| 10 NERVOUS SYSTEM | 247 | \$1,442 | \$1,539 |
| 195 NERVOUS SYSTEM INJECTIONS, STIMULATIONS OR CRANIAL TAP | 118 | \$1,031 | \$994 |
| 196 REVISION AND REMOVAL OF NEUROLOGICAL DEVICE | 3 | \$2,722 | \$5,892 |
| 197 NEUROSTIMULATOR AND VENTRICULAR SHUNT IMPLANTATION | 3 | \$16,260 | \$20,573 |
| 198 NERVE REPAIR AND DESTRUCTION | 123 | \$1,444 | \$2,246 |
| 11 EYE AND OCULAR ADNEXA | 1,538 | \$2,634 | \$2,803 |
| 214 CATARACT PROCEDURES | 1,381 | \$2,507 | \$2,930 |
| 215 COMPLEX ANTERIOR SEGMENT EYE PROCEDURES | 81 | \$5,522 | \$2,675 |
| 216 MODERATE ANTERIOR SEGMENT EYE PROCEDURES | 27 | \$1,915 | \$2,211 |
| 217 SIMPLE ANTERIOR SEGMENT EYE PROCEDURES | 13 | \$1,889 | \$2,213 |
| 218 COMPLEX POSTERIOR SEGMENT EYE PROCEDURES | 1 | \$2,462 | \$5,110 |
| 220 STRABISMUS AND MUSCLE EYE PROCEDURES | 12 | \$1,554 | \$2,332 |
| 221 COMPLEX REPAIR AND PLASTIC PROCEDURES OF EYE | 10 | \$2,000 | \$3,502 |
| 222 SIMPLE REPAIR AND PLASTIC PROCEDURES OF EYE | 9 | \$1,086 | \$2,026 |
| 223 VITRECTOMY | 4 | \$3,862 | \$5,631 |
| 12 FACIAL, EAR, NOSE, MOUTH AND THROAT | 1,154 | \$1,269 | \$2,232 |
| 233 NASAL CAUTERIZATION AND PACKING | 1 | \$2,236 | \$2,648 |
| 234 COMPLEX FACIAL AND ENT PROCEDURES | 164 | \$2,451 | \$4,546 |
| 235 SIMPLE FACIAL AND ENT PROCEDURES | 406 | \$909 | \$1,623 |
| 236 TONSIL AND ADENOID PROCEDURES | 583 | \$1,185 | \$2,001 |
| 13 THERAPEUTIC AND OTHER RADIOLOGICAL PROCEDURES | 2 | \$1,720 | \$3,887 |
| 254 MYELOGRAPHY | 2 | \$1,720 | \$2,899 |

SOURCE: Utah Ambulatory Surgery Database

Utah Health Data Committee/Office of Health Care Statistics

Reportable* excludes codes in the former "Other" category and CPT blood draw codes in previous reports.

AMB ST 1-6
UTAH HOSPITAL AND FREESTANDING AMBULATORY SURGERY CENTER (FASC) UTILIZATION AND CHARGE PROFILE OF OUTPATIENT SURGERY, 2005
NUMBER OF SELECTED AMBULATORY SURGERY PATIENT VISITS BY PATIENT PROFILE

119 Cottonwood Hospital Medical Center

| Patient Profile | Patient Visits | | Patient Visits-All Hospitals | |
|----------------------------|----------------|------|------------------------------|------|
| | (#) | (%) | (#) | (%) |
| GENDER | | | | |
| Female | 10,666 | 57.1 | 121,269 | 54.3 |
| Male | 8,027 | 42.9 | 101,991 | 45.7 |
| Unknown | 0 | 0.0 | 13 | 0.0 |
| Not Reported | 0 | 0.0 | 5 | 0.0 |
| AGE | | | | |
| 1-28 days | 0 | 0.0 | 469 | 0.2 |
| 29-365 days | 85 | 0.5 | 3,008 | 1.3 |
| 1-4 years | 449 | 2.4 | 10,999 | 4.9 |
| 5-9 | 346 | 1.9 | 6,321 | 2.8 |
| 10-14 | 314 | 1.7 | 4,532 | 2.0 |
| 15-17 | 343 | 1.8 | 4,858 | 2.2 |
| 18-19 | 253 | 1.4 | 3,511 | 1.6 |
| 20-24 | 874 | 4.7 | 10,616 | 4.8 |
| 25-29 | 1,053 | 5.6 | 12,207 | 5.5 |
| 30-34 | 1,113 | 6.0 | 11,660 | 5.2 |
| 35-39 | 1,053 | 5.6 | 11,852 | 5.3 |
| 40-44 | 1,236 | 6.6 | 14,382 | 6.4 |
| 45-49 | 1,646 | 8.8 | 17,465 | 7.8 |
| 50-54 | 2,576 | 13.8 | 24,332 | 10.9 |
| 55-59 | 2,139 | 11.4 | 20,472 | 9.2 |
| 60-64 | 1,737 | 9.3 | 17,241 | 7.7 |
| 65-69 | 1,172 | 6.3 | 15,102 | 6.8 |
| 70-74 | 914 | 4.9 | 12,741 | 5.7 |
| 75-79 | 729 | 3.9 | 10,692 | 4.8 |
| 80-84 | 417 | 2.2 | 6,850 | 3.1 |
| 85-89 | 187 | 1.0 | 3,124 | 1.4 |
| 90 + | 57 | 0.3 | 842 | 0.4 |
| Not Reported | 0 | 0.0 | 471 | 0.2 |
| SOURCE OF ADMISSION | | | | |
| Physician Referral | 18,320 | 98.0 | 197,732 | 88.6 |
| Clinic Referral | 3 | 0.0 | 511 | 0.2 |
| HMO Referral | 8 | 0.0 | 3,452 | 1.5 |
| Other Hospital | 12 | 0.1 | 121 | 0.1 |
| Skilled Nursing Facility | 2 | 0.0 | 19 | 0.0 |
| Other Health Care Facility | 1 | 0.0 | 36 | 0.0 |
| Emergency Room | 347 | 1.9 | 4,092 | 1.8 |
| Court/Law Enforcement | 0 | 0.0 | 0 | 0.0 |
| Unknown | 0 | 0.0 | 7 | 0.0 |
| Not Reported | 0 | 0.0 | 17,308 | 7.8 |

(Continued)

AMB ST 1-6
UTAH HOSPITAL AND FREESTANDING AMBULATORY SURGERY CENTER (FASC) UTILIZATION AND CHARGE PROFILE OF OUTPATIENT SURGERY, 2005
NUMBER OF SELECTED AMBULATORY SURGERY PATIENT VISITS BY PATIENT PROFILE

119 Cottonwood Hospital Medical Center

| Patient Profile | Patient Visits | | Patient Visits-All Hospitals | |
|---|----------------|------|------------------------------|------|
| | (#) | (%) | (#) | (%) |
| DISCHARGE STATUS | | | | |
| Home or Self Care | 18,656 | 99.8 | 222,736 | 99.8 |
| Another Hospital | 19 | 0.1 | 119 | 0.1 |
| Skilled Nursing Facility | 6 | 0.0 | 104 | 0.0 |
| Intermediate Care Facility | 0 | 0.0 | 9 | 0.0 |
| Another Type of Institution | 1 | 0.0 | 26 | 0.0 |
| Under Care of Home Service | 7 | 0.0 | 191 | 0.1 |
| Left Against Medical Advice | 1 | 0.0 | 24 | 0.0 |
| Under Care of Home IV Provider | 0 | 0.0 | 11 | 0.0 |
| Expired | 1 | 0.0 | 12 | 0.0 |
| Unknown | 2 | 0.0 | 46 | 0.0 |
| Not Reported | 0 | 0.0 | 0 | 0.0 |
| PRIMARY PAYER | | | | |
| Medicare | 3,197 | 17.1 | 49,290 | 22.1 |
| Medicaid | 538 | 2.9 | 14,728 | 6.6 |
| Other government | 429 | 2.3 | 5,443 | 2.4 |
| Blue Cross/Blue Shield | 433 | 2.3 | 29,900 | 13.4 |
| Other Commercial | 885 | 4.7 | 14,398 | 6.4 |
| Managed Care(HMO, PPO) | 12,872 | 68.9 | 101,684 | 45.5 |
| Self Pay | 98 | 0.5 | 2,175 | 1.0 |
| Industrial & Worker Comp | 167 | 0.9 | 4,017 | 1.8 |
| Charity and Unclassified | 4 | 0.0 | 206 | 0.1 |
| Childrens Health Insurance | 9 | 0.0 | 197 | 0.1 |
| Unknown | 61 | 0.3 | 1,148 | 0.5 |
| Not Reported | 0 | 0.0 | 92 | 0.0 |
| LOCAL HEALTH DISTRICT OF PATIENT RESIDENCE | | | | |
| Bear River | 50 | 0.3 | 15,256 | 6.8 |
| Central Utah | 78 | 0.4 | 8,217 | 3.7 |
| Davis County | 452 | 2.4 | 22,608 | 10.1 |
| Salt Lake County | 16,484 | 88.2 | 78,843 | 35.3 |
| Southeastern Utah | 43 | 0.2 | 5,233 | 2.3 |
| Southwest Utah | 43 | 0.2 | 12,333 | 5.5 |
| Summit County | 298 | 1.6 | 3,135 | 1.4 |
| Tooele County | 358 | 1.9 | 4,296 | 1.9 |
| Tri-County | 64 | 0.3 | 5,769 | 2.6 |
| Utah County | 472 | 2.5 | 35,901 | 16.1 |
| Wasatch County | 80 | 0.4 | 1,724 | 0.8 |
| Weber County | 65 | 0.3 | 20,598 | 9.2 |
| Unknown Utah | 0 | 0.0 | 49 | 0.0 |
| Outside Utah | 206 | 1.1 | 9,153 | 4.1 |
| Unknown, Not Reported | 0 | 0.0 | 163 | 0.1 |

SOURCE: Utah Ambulatory Surgery Database,
Utah Health Data Committee/Office of Health Care Statistics.

AMB ST 1-1
UTAH HOSPITAL AND FREESTANDING AMBULATORY SURGERY CENTER (FASC) UTILIZATION AND CHARGE PROFILE OF OUTPATIENT SURGERY, 2005
NUMBER OF CPT-4 AND ICD-9 REPORTABLE* PROCEDURES BY SELECTED AMBULATORY SURGERY REPORTING CATEGORY

108 Davis Hospital & Medical Center

| | Procedures Performed | | Procedures Performed-All Hospitals | |
|--|----------------------|-------|------------------------------------|-------|
| | (#) | (%) | (#) | (%) |
| Reporting Category(ICD-9-CM CODES) | 10,394 | 100.0 | 319,528 | 100.0 |
| Mastectomy (85.0-85.99) | 363 | 3.5 | 7,251 | 2.3 |
| Musculoskeletal (76.0-84.99) | 1,010 | 9.7 | 62,442 | 19.5 |
| Respiratory (30.0-34.99) | 54 | 0.5 | 3,352 | 1.0 |
| Cardiovascular (35.0-39.99) | 538 | 5.2 | 16,471 | 5.2 |
| Lymphatic/Hemetic (40.0-41.99) | 37 | 0.4 | 2,955 | 0.9 |
| Digestive System (42.0-54.99) | 5,660 | 54.5 | 105,537 | 33.0 |
| Urinary (55.0-59.99) | 288 | 2.8 | 8,250 | 2.6 |
| Male Genital (60.0-64.99) | 169 | 1.6 | 3,729 | 1.2 |
| Female Genital (65.0-71.99) | 719 | 6.9 | 14,736 | 4.6 |
| Endocrine/Nervous (01.0-07.99) | 548 | 5.3 | 30,031 | 9.4 |
| Eye (08.0-16.99) | 74 | 0.7 | 19,655 | 6.2 |
| Ear (18.0-20.99) | 295 | 2.8 | 15,107 | 4.7 |
| Nose, Mouth, Pharynx (21.0-29.99) | 639 | 6.1 | 30,012 | 9.4 |
| Reporting Category(CPT-4 CODES) | 11,561 | 100.0 | 307,031 | 100.0 |
| Mastectomy (19120-19220) | 72 | 0.6 | 3,138 | 1.0 |
| Musculoskeletal (20000-29909) | 1,135 | 9.8 | 61,634 | 20.1 |
| Respiratory (30000-32999 & 39501-39599) | 336 | 2.9 | 13,104 | 4.3 |
| Cardiovascular (33010-37799 & 93501-93660) | 2,120 | 18.3 | 37,099 | 12.1 |
| Lymphatic/Hemetic (38100-38999) | 38 | 0.3 | 2,706 | 0.9 |
| Digestive (40490-49999) | 5,829 | 50.4 | 114,818 | 37.4 |
| Urinary (50010-53899) | 452 | 3.9 | 8,591 | 2.8 |
| Male Genital (54000-55899) | 113 | 1.0 | 3,154 | 1.0 |
| Female Genital (56405-58999) | 683 | 5.9 | 11,166 | 3.6 |
| Endocrine/Nervous (60000-64999) | 577 | 5.0 | 31,549 | 10.3 |
| Eye (65091-68899) | 43 | 0.4 | 11,740 | 3.8 |
| Ear (69000-69979) | 163 | 1.4 | 8,332 | 2.7 |

SOURCE: Utah Ambulatory Surgery Database

Utah Health Data Committee/Office of Health Care Statistics.

Reportable* excludes codes in the former "Other" category and CPT blood draw codes in previous reports.

AMB ST 1-2
UTAH HOSPITAL AND FREESTANDING AMBULATORY SURGERY CENTER (FASC) UTILIZATION AND CHARGE PROFILE OF OUTPATIENT SURGERY, 2005
MOST COMMONLY PERFORMED CPT-4 AND ICD-9 REPORTABLE* PROCEDURES

108 Davis Hospital & Medical Center

| ICD-9 CODE | ICD-9 DESCRIPTION | # | % | % ALL Hospitals |
|----------------------|-------------------------------------|-------|------|-----------------|
| All ICD-9 Procedures | | | | |
| 4523 | COLONOSCOPY | 1,383 | 13.3 | 7.33 |
| 4516 | EGD W/CLOS BX | 1,179 | 11.3 | 5.33 |
| 4542 | ENDO POLYPECTOMY LARGE INTESTINE | 629 | 6.1 | 3.85 |
| 4525 | CLOS [ENDO] BX LARGE INTESTINE | 575 | 5.5 | 2.58 |
| 4292 | DILATION OF ESOPHAGUS | 326 | 3.1 | 1.37 |
| 0392 | INJECTION OTH AGT INTO SPINAL CANAL | 275 | 2.6 | 3.15 |
| 3722 | LEFT HEART CARDIAC CATHETERIZATION | 269 | 2.6 | 1.11 |
| 5123 | LAPAROSCOPIC CHOLECYSTECTOMY | 248 | 2.4 | 1.93 |
| 2001 | MYRINGOTOMY WITH INSERTION OF TUBE | 235 | 2.3 | 3.86 |
| 4836 | [ENDOSCOPIC] POLYPECTOMY OF RECTUM | 200 | 1.9 | 1.17 |
| 4513 | OTHER ENDOSCOPY OF SMALL INTESTINE | 195 | 1.9 | 2.02 |
| 4824 | CLOSED BIOPSY OF RECTUM | 161 | 1.5 | 0.55 |
| 8511 | CLOSED BIOPSY OF BREAST | 127 | 1.2 | 0.24 |
| 283 | TONSILLECTOMY WITH ADENOIDECTOMY | 124 | 1.2 | 1.73 |
| 6823 | ENDOMETRIAL ABLATION | 100 | 1.0 | 0.59 |
| 282 | TONSILLECTOMY WITHOUT ADENOIDECTOMY | 89 | 0.9 | 0.65 |
| 6909 | OTHER DILATION&CURETTAGE OF UTERUS | 87 | 0.8 | 0.47 |
| 5011 | CLOSED BIOPSY OF LIVER | 86 | 0.8 | 0.33 |
| 6902 | DILATION&CURET FOLLOWING DELIV/AB | 82 | 0.8 | 0.21 |
| 2188 | OTHER SEPTOPLASTY | 80 | 0.8 | 0.60 |

| CPT-4 CODE | CPT-4 DESCRIPTION | # | % | % ALL Hospitals |
|----------------------|----------------------------------|-------|------|-----------------|
| All CPT-4 Procedures | | | | |
| 45378 | COLONOSCOPY FLEX; DX-SEP PROC | 1,381 | 11.9 | 7.15 |
| 43239 | UGI ENDO; W/BX 1/MX | 1,172 | 10.1 | 5.40 |
| 45380 | COLONOSCOPY FLEX; W/BX 1/MX | 950 | 8.2 | 5.50 |
| 45385 | COLONOSCOPY FLEX; W/REMV LES-SNA | 414 | 3.6 | 1.80 |
| 43249 | UGI ENDO; W/BALLOON DILAT ESOPHA | 315 | 2.7 | 0.89 |
| 93545 | INJ PROC-CATH; SELECT CORONRY AN | 310 | 2.7 | 1.40 |
| 93543 | INJ PROC-CATH; LT VENT/ATRIAL AN | 285 | 2.5 | 1.32 |
| 93555 | IMAG SUPERVS I&R-CATH; VENT/ATRI | 279 | 2.4 | 1.16 |
| 93556 | IMAG SUPERVS I&R-CATH; PULM ANGI | 276 | 2.4 | 1.20 |
| 93510 | LT HRT CATH RETRO-BRACH/FEM; PER | 269 | 2.3 | 1.12 |
| 36416 | COLLECTON CAPILLARY BLOOD SPECIM | 249 | 2.2 | 0.28 |
| 62311 | INJ 1 NOT NEUROLYTIC-EPID; LUMB/ | 209 | 1.8 | 1.69 |
| 47563 | LAPARSCPY SURG; CHOLECT W/CHOLAN | 173 | 1.5 | 1.24 |
| 58662 | LAP SURG; W/FULG/EXCIS LES-OVARY | 121 | 1.0 | 0.49 |
| 23350 | INJ SHLDR ARTHROGRPH/ENHNCD CT/M | 120 | 1.0 | 0.15 |
| 69436 | TYMPANOSTOMY GENERAL ANESTHESIA | 119 | 1.0 | 2.08 |
| 42820 | T&A; UNDER AGE 12 | 114 | 1.0 | 1.38 |
| 49505 | REPR INIT ING HERNIA 5YR/MORE; R | 112 | 1.0 | 0.95 |
| 58558 | HYSTEROSCPY SURG; W/BX &/ POLYPE | 112 | 1.0 | 0.34 |
| 36430 | TRANSFUSION BLOOD/BLOOD COMPONEN | 110 | 1.0 | 0.26 |

SOURCE: Utah Ambulatory Surgery Database

Utah Health Data Committee/Office of Health Care Statistics

Reportable* excludes codes in the former "Other" category and CPT4 blood draw codes in previous reports.

AMB ST 1-3

UTAH HOSPITAL AND FREESTANDING AMBULATORY SURGERY CENTER (FASC) UTILIZATION AND CHARGE PROFILE OF OUTPATIENT SURGERY, 2005
 AVERAGE TOTAL CHARGES FOR MOST COMMONLY PERFORMED CPT-4 AND ICD-9 REPORTABLE* PROCEDURES, SINGLE ICD-9 OR CPT-4 ONLY

108 Davis Hospital & Medical Center

| ICD-9 CODE | ICD-9 DESCRIPTION | # | AVE TOT CHR | AVE TOT CHR(ALL Hospitals) |
|------------------|-------------------------------------|-------|-------------|-----------------------------|
| ICD-9 Procedures | | 5,817 | \$3,343 | \$2,879 |
| 4523 | COLONOSCOPY | 1,267 | \$1,586 | \$903 |
| 4516 | EGD W/CLOS BX | 732 | \$1,670 | \$1,210 |
| 4542 | ENDO POLYPECTOMY LARGE INTESTINE | 442 | \$2,463 | \$1,238 |
| 4525 | CLOS [ENDO] BX LARGE INTESTINE | 366 | \$2,126 | \$1,300 |
| 0392 | INJECTION OTH AGT INTO SPINAL CANAL | 254 | \$960 | \$813 |
| 3722 | LEFT HEART CARDIAC CATHETERIZATION | 204 | \$10,424 | \$6,068 |
| 5123 | LAPAROSCOPIC CHOLECYSTECTOMY | 195 | \$7,482 | \$5,675 |
| 283 | TONSILLECTOMY WITH ADENOIDECTOMY | 109 | \$2,736 | \$1,976 |
| 4836 | [ENDOSCOPIC] POLYPECTOMY OF RECTUM | 85 | \$2,199 | \$1,195 |
| 5011 | CLOSED BIOPSY OF LIVER | 81 | \$3,286 | \$2,156 |
| 6902 | DILATION&CURET FOLLOWING DELIV/AB | 81 | \$3,278 | \$2,542 |
| 282 | TONSILLECTOMY WITHOUT ADENOIDECTOMY | 72 | \$2,939 | \$2,177 |
| 0331 | SPINAL TAP | 65 | \$2,674 | \$1,802 |
| 6823 | ENDOMETRIAL ABLATION | 62 | \$4,883 | \$4,658 |
| 4513 | OTHER ENDOSCOPY OF SMALL INTESTINE | 60 | \$1,471 | \$1,077 |
| 8511 | CLOSED BIOPSY OF BREAST | 57 | \$1,356 | \$1,054 |
| 8521 | LOCAL EXCISION OF LESION OF BREAST | 54 | \$3,630 | \$2,505 |
| 4824 | CLOSED BIOPSY OF RECTUM | 47 | \$1,937 | \$1,219 |
| 3893 | VENOUS CATHETERIZATION NEC | 46 | \$2,509 | \$2,942 |
| 8051 | EXCISION OF INTERVERTEBRAL DISC | 46 | \$7,574 | \$7,507 |

| CPT-4 CODE | CPT-4 DESCRIPTION | # | AVE TOT CHR | AVE TOT CHR(ALL Hospitals) |
|------------------|----------------------------------|-------|-------------|-----------------------------|
| CPT-4 Procedures | | 6,373 | \$2,921 | \$2,664 |
| 45378 | COLONOSCOPY FLEX; DX-SEP PROC | 1,268 | \$1,584 | \$907 |
| 45380 | COLONOSCOPY FLEX; W/BX 1/MX | 731 | \$2,106 | \$1,227 |
| 43239 | UGI ENDO; W/BX 1/MX | 722 | \$1,677 | \$1,205 |
| 36416 | COLLECTON CAPILLARY BLOOD SPECIM | 249 | \$273 | \$489 |
| 45385 | COLONOSCOPY FLEX; W/REMV LES-SNA | 234 | \$2,470 | \$1,353 |
| 62311 | INJ 1 NOT NEUROLYTIC-EPID; LUMB/ | 207 | \$961 | \$941 |
| 47563 | LAPARSCPY SURG; CHOLECT W/CHOLAN | 139 | \$7,807 | \$5,930 |
| 23350 | INJ SHLDR ARTHROGRPH/ENHNCD CT/M | 120 | \$3,229 | \$2,487 |
| 36430 | TRANSFUSION BLOOD/BLOOD COMPONEN | 102 | \$2,583 | \$2,478 |
| 42820 | T&A; UNDER AGE 12 | 99 | \$2,716 | \$1,897 |
| 50590 | LITHOTRIPSY XTRACORP SHOCK WAVE | 94 | \$9,208 | \$7,665 |
| 49505 | REPR INIT ING HERNIA 5YR/MORE; R | 89 | \$4,908 | \$3,442 |
| 47000 | BIOPSY LIVER NEEDLE; PERCUTANEOU | 81 | \$3,240 | \$2,075 |
| 69436 | TYMPANOSTOMY GENERAL ANESTHESIA | 78 | \$1,691 | \$1,069 |
| 62310 | INJ 1 NOT NEUROLYTIC-EPID;CERV/T | 66 | \$947 | \$1,017 |
| 62270 | SPINAL PUNCTURE LUMBAR DIAGNOSTI | 65 | \$2,674 | \$1,725 |
| 42826 | TONSILLECTOMY PRIM/SEC; AGE 12/O | 64 | \$2,982 | \$2,223 |
| 58340 | CATH&INTRO SALINE/CONTRAST SIS/H | 60 | \$621 | \$701 |
| 47562 | LAPAROSCOPY SURGICAL; CHOLECT | 58 | \$6,654 | \$5,216 |
| 58662 | LAP SURG; W/FULG/EXCIS LES-OVARY | 55 | \$5,293 | \$4,310 |

SOURCE: Utah Ambulatory Surgery Database
 Reportable* excludes codes in the former "Other" category and CPT4 blood draw codes in previous reports.

AMB ST 1-4
UTAH HOSPITAL AND FREESTANDING AMBULATORY SURGERY CENTER (FASC) UTILIZATION AND CHARGE PROFILE OF OUTPATIENT SURGERY, 2005
PROCEDURE APG CATEGORY, PROCEDURE APG, BASED ON REPORTABLE* CPT-4 PROCEDURES

108 Davis Hospital & Medical Center

| Procedure APG category | | TOTAL # | TOTAL # (ALL Hospitals) |
|------------------------|---|---------|-------------------------|
| Procedure APG | | | |
| 01 | INTEGUMENTARY SYSTEM | 375 | 9,625 |
| | 002 SUPERFICIAL NEEDLE BIOPSY AND ASPIRATION | 111 | 2,764 |
| | 003 COMPLEX INCISION AND DRAINAGE | 1 | 93 |
| | 004 SIMPLE INCISION AND DRAINAGE | 1 | 36 |
| | 006 SIMPLE DEBRIDEMENT AND DESTRUCTION | 5 | 163 |
| | 007 COMPLEX EXCISION, BIOPSY AND DEBRIDEMENT | 39 | 1,172 |
| | 008 SIMPLE EXCISION AND BIOPSY | 46 | 975 |
| | 009 COMPLEX SKIN REPAIRS INCL INTEGUMENT GRAFTS, TRANSFER & REARRANGE | 100 | 1,274 |
| | 011 SIMPLE INCISION AND EXCISION OF BREAST | 66 | 2,672 |
| | 012 BREAST RECONSTRUCTION AND MASTECTOMY | 6 | 461 |
| 02 | MUSCULOSKELETAL SYSTEM | 903 | 55,271 |
| | 021 COMPLEX MUSCULOSKELETAL PROCEDURES EXCLUDING HAND AND FOOT | 210 | 6,574 |
| | 022 SIMPLE MUSCULOSKELETAL PROCEDURES EXCLUDING HAND AND FOOT | 31 | 2,116 |
| | 023 COMPLEX HAND AND FOOT MUSCULOSKELETAL PROCEDURES | 65 | 1,982 |
| | 024 SIMPLE HAND AND FOOT MUSCULOSKELETAL PROCEDURES | 239 | 11,501 |
| | 025 ARTHROSCOPY | 179 | 23,586 |
| | 027 SPLINT, STRAPPING AND CAST REMOVAL | 10 | 103 |
| | 029 CLOSED TREATMENT FX & DISLOCATION EXC FINGER, TOE & TRUNK | 17 | 610 |
| | 030 OPEN OR PERCUTANEOUS TREATMENT OF FRACTURES | 69 | 4,047 |
| | 031 BONE OR JOINT MANIPULATION UNDER ANESTHESIA | 8 | 429 |
| | 032 BUNION PROCEDURES | 55 | 1,497 |
| | 033 ARTHROPLASTY | 2 | 534 |
| | 035 ARTHROCENTESIS AND LIGAMENT OR TENDON INJECTION | 18 | 1,881 |
| 03 | RESPIRATORY SYSTEM | 193 | 7,516 |
| | 052 NEEDLE AND CATHETER BIOPSY, ASPIRATION, LAVAGE AND INTUBATION | 43 | 721 |
| | 053 COMPLEX ENDOSCOPY OF THE UPPER AIRWAY | 118 | 4,668 |
| | 054 SIMPLE ENDOSCOPY OF THE UPPER AIRWAY | 5 | 343 |
| | 055 ENDOSCOPY OF THE LOWER AIRWAY | 27 | 1,784 |
| 04 | CARDIOVASCULAR SYSTEM | 1,603 | 31,224 |
| | 075 PLACEMENT OF TRANSVENOUS CATHETERS | 1 | 67 |
| | 076 DIAGNOSTIC CARDIAC CATHETERIZATION | 1,526 | 22,437 |
| | 077 ANGIOPLASTY AND TRANSCATHETER PROCEDURES | 23 | 2,087 |
| | 078 PACEMAKER INSERTION AND REPLACEMENT | 24 | 606 |
| | 079 REMOVAL AND REVISION OF PACEMAKER AND VASCULAR DEVICE | 23 | 844 |
| | 080 MINOR VASCULAR REPAIR AND FISTULA CONSTRUCTION | 1 | 743 |
| | 081 SECONDARY VARICOSE VEINS AND VASCULAR INJECTION | 1 | 415 |
| | 082 VASCULAR LIGATION | 4 | 540 |
| 05 | HEMATOLOGIC, LYMPHATIC, AND ENDOCRINE | 154 | 2,858 |
| | 092 CHEMOTHERAPY EXCEPT BY EXTENDED INFUSION | 1 | 11 |
| | 095 DEEP LYMPH STRUCTURE AND THYROID PROCEDURES | 43 | 1,920 |
| | 097 TRANSFUSION | 110 | 808 |
| 06 | DIGESTIVE SYSTEM | 5,654 | 103,000 |
| | 111 ALIMENTARY TESTS AND SIMPLE TUBE PLACEMENT | 3 | 155 |
| | 112 ESOPHAGEAL DILATION WITHOUT ENDOSCOPY | 11 | 1,254 |
| | 113 ANOSCOPY WITH BIOPSY AND DIAGNOSTIC PROCTOSIGMOIDOSCOPY | 17 | 683 |
| | 114 PROCTOSIGMOIDOSCOPY WITH EXCISION OR BIOPSY | 13 | 445 |

AMB ST 1-4
UTAH HOSPITAL AND FREESTANDING AMBULATORY SURGERY CENTER (FASC) UTILIZATION AND CHARGE PROFILE OF OUTPATIENT SURGERY, 2005
PROCEDURE APG CATEGORY, PROCEDURE APG, BASED ON REPORTABLE* CPT-4 PROCEDURES

108 Davis Hospital & Medical Center

| procedure APG category | | TOTAL # | TOTAL # (ALL Hospitals) |
|------------------------|--|---------|-------------------------|
| procedure APG | | | |
| | 115 DIAGNOSTIC UPPER GI ENDOSCOPY OR INTUBATION | 1,278 | 20,979 |
| | 116 THERAPEUTIC UPPER GI ENDOSCOPY OR INTUBATION | 384 | 5,802 |
| | 117 LOWER GASTROINTESTINAL ENDOSCOPY | 2,849 | 47,252 |
| | 118 ERCP AND MISCELLANEOUS GI ENDOSCOPY PROCEDURES | 123 | 1,917 |
| | 119 HERNIA AND HYDROCELE PROCEDURES | 281 | 7,107 |
| | 120 COMPLEX ANAL AND RECTAL PROCEDURES | 22 | 966 |
| | 121 SIMPLE ANAL AND RECTAL PROCEDURES | 9 | 565 |
| | 122 MISCELLANEOUS ABDOMINAL PROCEDURES | 9 | 490 |
| | 123 COMPLEX LAPAROSCOPIC PROCEDURES | 650 | 14,888 |
| | 124 SIMPLE LAPAROSCOPIC PROCEDURES | 5 | 244 |
| 07 | URINARY SYSTEM | 414 | 7,371 |
| | 131 RENAL EXTRACORPOREAL SHOCK WAVE LITHOTRIPSY | 105 | 766 |
| | 133 URINARY CATHETERIZATION AND DILATATION | 3 | 399 |
| | 134 COMPLEX CYSTOURETHROSCOPY AND LITHOLAPAXY | 186 | 3,433 |
| | 135 MODERATE CYSTOURETHROSCOPY | 89 | 1,850 |
| | 136 SIMPLE CYSTOURETHROSCOPY | 21 | 617 |
| | 137 COMPLEX URETHRAL PROCEDURES | 4 | 156 |
| | 138 SIMPLE URETHRAL PROCEDURES | 6 | 149 |
| 08 | MALE GENITAL SYSTEM | 92 | 2,798 |
| | 151 TESTICULAR AND EPIDIDYMAL PROCEDURES | 52 | 1,409 |
| | 152 INSERTION OF PENILE PROSTHESIS | 1 | 85 |
| | 153 COMPLEX PENILE PROCEDURES | 4 | 415 |
| | 154 SIMPLE PENILE PROCEDURES | 34 | 711 |
| | 155 PROSTATE NEEDLE AND PUNCH BIOPSY | 1 | 178 |
| 09 | FEMALE GENITAL SYSTEM | 345 | 6,527 |
| | 176 COMPLEX FEMALE REPRODUCTIVE PROCEDURES | 62 | 1,506 |
| | 177 SIMPLE FEMALE REPRODUCTIVE PROCEDURES | 53 | 1,484 |
| | 178 DILATION AND CURETTAGE | 16 | 663 |
| | 179 HYSTEROSCOPY | 213 | 2,678 |
| | 180 COLPOSCOPY | 1 | 196 |
| 10 | NERVOUS SYSTEM | 450 | 27,778 |
| | 195 NERVOUS SYSTEM INJECTIONS, STIMULATIONS OR CRANIAL TAP | 319 | 21,371 |
| | 197 NEUROSTIMULATOR AND VENTRICULAR SHUNT IMPLANTATION | 8 | 776 |
| | 198 NERVE REPAIR AND DESTRUCTION | 57 | 4,700 |
| | 199 SPINAL TAP | 66 | 702 |
| 11 | EYE AND OCULAR ADNEXA | 42 | 11,487 |
| | 211 MINOR OPHTHALMOLOGICAL TESTS AND PROCEDURES | 1 | 26 |
| | 214 CATARACT PROCEDURES | 19 | 4,675 |
| | 215 COMPLEX ANTERIOR SEGMENT EYE PROCEDURES | 7 | 528 |
| | 216 MODERATE ANTERIOR SEGMENT EYE PROCEDURES | 2 | 322 |
| | 217 SIMPLE ANTERIOR SEGMENT EYE PROCEDURES | 1 | 201 |
| | 220 STRABISMUS AND MUSCLE EYE PROCEDURES | 5 | 905 |
| | 221 COMPLEX REPAIR AND PLASTIC PROCEDURES OF EYE | 3 | 787 |
| | 222 SIMPLE REPAIR AND PLASTIC PROCEDURES OF EYE | 4 | 630 |
| 12 | FACIAL, EAR, NOSE, MOUTH AND THROAT | 647 | 28,941 |
| | 233 NASAL CAUTERIZATION AND PACKING | 3 | 204 |

AMB ST 1-4
UTAH HOSPITAL AND FREESTANDING AMBULATORY SURGERY CENTER (FASC) UTILIZATION AND CHARGE PROFILE OF OUTPATIENT SURGERY, 2005
PROCEDURE APG CATEGORY, PROCEDURE APG, BASED ON REPORTABLE* CPT-4 PROCEDURES

108 Davis Hospital & Medical Center

| procedure APG category | | TOTAL # | TOTAL # (ALL Hospitals) |
|------------------------|---|---------|-------------------------|
| procedure APG | | | |
| | 234 COMPLEX FACIAL AND ENT PROCEDURES | 151 | 5,313 |
| | 235 SIMPLE FACIAL AND ENT PROCEDURES | 248 | 14,825 |
| | 236 TONSIL AND ADENOID PROCEDURES | 245 | 8,558 |
| 13 | THERAPEUTIC AND OTHER RADIOLOGICAL PROCEDURES | 284 | 3,489 |
| | 253 VASCULAR RADIOLOGY EXCEPT FOR VENOGRAPHY OF EXTREMITY | 37 | 1,503 |
| | 254 MYELOGRAPHY | 25 | 307 |
| | 255 MISCELLANEOUS RADIOLOGICAL PROCEDURES WITH CONTRAST | 222 | 1,673 |

SOURCE: Utah Ambulatory Surgery Database

Utah Health Data Committee/Office of Health Care Statistics

Reportable* excludes codes in the former "Other" category and CPT blood draw codes in previous reports.

AMB ST 1-5
UTAH HOSPITAL AND FREESTANDING AMBULATORY SURGERY CENTER (FASC) UTILIZATION AND CHARGE PROFILE OF OUTPATIENT SURGERY, 2005
PROCEDURE APG CATEGORY, PROCEDURE APG, SINGLE APG ONLY
BASED ON REPORTABLE* CPT-4 PROCEDURES

108 Davis Hospital & Medical Center

| Procedure APG category | Procedure APG | TOTAL # | AVE TOT CHR | AVE TOT CHR(ALL Hospitals) |
|------------------------|---|---------|-------------|-----------------------------|
| 01 | INTEGUMENTARY SYSTEM | 296 | \$3,811 | \$2,720 |
| | 002 SUPERFICIAL NEEDLE BIOPSY AND ASPIRATION | 102 | \$3,053 | \$2,110 |
| | 004 SIMPLE INCISION AND DRAINAGE | 1 | \$3,567 | \$2,404 |
| | 006 SIMPLE DEBRIDEMENT AND DESTRUCTION | 3 | \$3,296 | \$2,265 |
| | 007 COMPLEX EXCISION, BIOPSY AND DEBRIDEMENT | 18 | \$3,609 | \$2,947 |
| | 008 SIMPLE EXCISION AND BIOPSY | 20 | \$5,690 | \$2,811 |
| | 009 COMPLEX SKIN REPAIRS INCL INTEGUMENT GRAFTS, TRANSFER & REARRAN | 89 | \$4,125 | \$3,441 |
| | 011 SIMPLE INCISION AND EXCISION OF BREAST | 57 | \$3,798 | \$2,717 |
| | 012 BREAST RECONSTRUCTION AND MASTECTOMY | 6 | \$6,793 | \$4,527 |
| 02 | MUSCULOSKELETAL SYSTEM | 306 | \$5,570 | \$3,739 |
| | 021 COMPLEX MUSCULOSKELETAL PROCEDURES EXCLUDING HAND AND FOOT | 73 | \$7,056 | \$5,677 |
| | 022 SIMPLE MUSCULOSKELETAL PROCEDURES EXCLUDING HAND AND FOOT | 14 | \$6,437 | \$3,550 |
| | 023 COMPLEX HAND AND FOOT MUSCULOSKELETAL PROCEDURES | 12 | \$6,833 | \$4,293 |
| | 024 SIMPLE HAND AND FOOT MUSCULOSKELETAL PROCEDURES | 61 | \$3,919 | \$2,497 |
| | 025 ARTHROSCOPY | 51 | \$5,623 | \$4,162 |
| | 027 SPLINT, STRAPPING AND CAST REMOVAL | 10 | \$516 | \$1,088 |
| | 029 CLOSED TREATMENT FX & DISLOCATION EXC FINGER, TOE & TRUNK | 14 | \$4,251 | \$2,873 |
| | 030 OPEN OR PERCUTANEOUS TREATMENT OF FRACTURES | 51 | \$6,986 | \$4,697 |
| | 031 BONE OR JOINT MANIPULATION UNDER ANESTHESIA | 3 | \$2,083 | \$2,274 |
| | 032 BUNION PROCEDURES | 11 | \$4,517 | \$3,289 |
| | 033 ARTHROPLASTY | 1 | \$9,029 | \$5,262 |
| | 035 ARTHROCENTESIS AND LIGAMENT OR TENDON INJECTION | 5 | \$1,052 | \$792 |
| 03 | RESPIRATORY SYSTEM | 60 | \$1,933 | \$1,861 |
| | 052 NEEDLE AND CATHETER BIOPSY, ASPIRATION, LAVAGE AND INTUBATION | 41 | \$1,565 | \$1,117 |
| | 053 COMPLEX ENDOSCOPY OF THE UPPER AIRWAY | 6 | \$5,145 | \$3,101 |
| | 055 ENDOSCOPY OF THE LOWER AIRWAY | 13 | \$1,615 | \$2,026 |
| 04 | CARDIOVASCULAR SYSTEM | 21 | \$20,607 | \$11,714 |
| | 076 DIAGNOSTIC CARDIAC CATHETERIZATION | 1 | \$6,357 | \$7,275 |
| | 077 ANGIOPLASTY AND TRANSCATHETER PROCEDURES | 2 | \$2,619 | \$18,442 |
| | 078 PACEMAKER INSERTION AND REPLACEMENT | 11 | \$34,700 | \$20,119 |
| | 079 REMOVAL AND REVISION OF PACEMAKER AND VASCULAR DEVICE | 5 | \$5,829 | \$7,717 |
| | 080 MINOR VASCULAR REPAIR AND FISTULA CONSTRUCTION | 1 | \$4,264 | \$4,543 |
| | 082 VASCULAR LIGATION | 1 | \$6,041 | \$4,974 |
| 05 | HEMATOLOGIC, LYMPHATIC, AND ENDOCRINE | 132 | \$3,238 | \$4,419 |
| | 095 DEEP LYMPH STRUCTURE AND THYROID PROCEDURES | 30 | \$5,462 | \$4,406 |
| | 097 TRANSFUSION | 102 | \$2,583 | \$2,478 |
| 06 | DIGESTIVE SYSTEM | 3,818 | \$2,524 | \$1,962 |
| | 111 ALIMENTARY TESTS AND SIMPLE TUBE PLACEMENT | 3 | \$616 | \$1,010 |
| | 112 ESOPHAGEAL DILATION WITHOUT ENDOSCOPY | 1 | \$989 | \$1,144 |
| | 113 ANOSCOPY WITH BIOPSY AND DIAGNOSTIC PROCTOSIGMOIDOSCOPY | 15 | \$1,459 | \$984 |
| | 114 PROCTOSIGMOIDOSCOPY WITH EXCISION OR BIOPSY | 10 | \$1,401 | \$1,169 |
| | 115 DIAGNOSTIC UPPER GI ENDOSCOPY OR INTUBATION | 771 | \$1,647 | \$1,165 |
| | 116 THERAPEUTIC UPPER GI ENDOSCOPY OR INTUBATION | 69 | \$1,756 | \$1,658 |
| | 117 LOWER GASTROINTESTINAL ENDOSCOPY | 2,291 | \$1,854 | \$1,067 |
| | 118 ERCP AND MISCELLANEOUS GI ENDOSCOPY PROCEDURES | 44 | \$5,348 | \$3,503 |

AMB ST 1-5
UTAH HOSPITAL AND FREESTANDING AMBULATORY SURGERY CENTER (FASC) UTILIZATION AND CHARGE PROFILE OF OUTPATIENT SURGERY, 2005
PROCEDURE APG CATEGORY, PROCEDURE APG, SINGLE APG ONLY
BASED ON REPORTABLE* CPT-4 PROCEDURES

108 Davis Hospital & Medical Center

| procedure APG category | | TOTAL # | AVE TOT CHR | AVE TOT CHR(ALL Hospitals) |
|------------------------|--|---------|-------------|-----------------------------|
| Procedure APG | | | | |
| 119 | HERNIA AND HYDROCELE PROCEDURES | 176 | \$4,645 | \$3,280 |
| 120 | COMPLEX ANAL AND RECTAL PROCEDURES | 18 | \$3,855 | \$2,685 |
| 121 | SIMPLE ANAL AND RECTAL PROCEDURES | 7 | \$3,216 | \$1,870 |
| 122 | MISCELLANEOUS ABDOMINAL PROCEDURES | 7 | \$4,939 | \$2,977 |
| 123 | COMPLEX LAPAROSCOPIC PROCEDURES | 402 | \$6,823 | \$5,679 |
| 124 | SIMPLE LAPAROSCOPIC PROCEDURES | 4 | \$8,894 | \$9,924 |
| 07 | URINARY SYSTEM | 233 | \$6,740 | \$4,153 |
| 131 | RENAL EXTRACORPOREAL SHOCK WAVE LITHOTRIPSY | 94 | \$9,208 | \$7,665 |
| 133 | URINARY CATHETERIZATION AND DILATATION | 1 | \$2,662 | \$3,375 |
| 134 | COMPLEX CYSTOURETHROSCOPY AND LITHOLAPAXY | 81 | \$6,094 | \$4,141 |
| 135 | MODERATE CYSTOURETHROSCOPY | 42 | \$3,825 | \$3,140 |
| 136 | SIMPLE CYSTOURETHROSCOPY | 9 | \$3,271 | \$2,217 |
| 137 | COMPLEX URETHRAL PROCEDURES | 3 | \$3,455 | \$4,424 |
| 138 | SIMPLE URETHRAL PROCEDURES | 3 | \$2,708 | \$1,708 |
| 08 | MALE GENITAL SYSTEM | 57 | \$4,541 | \$3,036 |
| 151 | TESTICULAR AND EPIDIDYMAL PROCEDURES | 23 | \$4,609 | \$2,586 |
| 152 | INSERTION OF PENILE PROSTHESIS | 1 | \$41,457 | \$16,730 |
| 153 | COMPLEX PENILE PROCEDURES | 3 | \$4,506 | \$3,166 |
| 154 | SIMPLE PENILE PROCEDURES | 29 | \$3,255 | \$1,905 |
| 155 | PROSTATE NEEDLE AND PUNCH BIOPSY | 1 | \$3,476 | \$3,040 |
| 09 | FEMALE GENITAL SYSTEM | 116 | \$4,313 | \$3,633 |
| 176 | COMPLEX FEMALE REPRODUCTIVE PROCEDURES | 24 | \$6,422 | \$4,657 |
| 177 | SIMPLE FEMALE REPRODUCTIVE PROCEDURES | 30 | \$2,990 | \$2,716 |
| 178 | DILATION AND CURETTAGE | 12 | \$3,120 | \$2,156 |
| 179 | HYSTEROSCOPY | 49 | \$4,398 | \$4,046 |
| 180 | COLPOSCOPY | 1 | \$3,584 | \$1,802 |
| 10 | NERVOUS SYSTEM | 392 | \$1,369 | \$1,539 |
| 195 | NERVOUS SYSTEM INJECTIONS, STIMULATIONS OR CRANIAL TAP | 304 | \$970 | \$994 |
| 198 | NERVE REPAIR AND DESTRUCTION | 22 | \$2,993 | \$2,246 |
| 199 | SPINAL TAP | 66 | \$2,670 | \$1,728 |
| 11 | EYE AND OCULAR ADNEXA | 33 | \$4,925 | \$2,803 |
| 214 | CATARACT PROCEDURES | 19 | \$5,359 | \$2,930 |
| 215 | COMPLEX ANTERIOR SEGMENT EYE PROCEDURES | 6 | \$4,217 | \$2,675 |
| 216 | MODERATE ANTERIOR SEGMENT EYE PROCEDURES | 1 | \$4,037 | \$2,211 |
| 217 | SIMPLE ANTERIOR SEGMENT EYE PROCEDURES | 1 | \$2,321 | \$2,213 |
| 220 | STRABISMUS AND MUSCLE EYE PROCEDURES | 3 | \$5,671 | \$2,332 |
| 221 | COMPLEX REPAIR AND PLASTIC PROCEDURES OF EYE | 1 | \$4,310 | \$3,502 |
| 222 | SIMPLE REPAIR AND PLASTIC PROCEDURES OF EYE | 2 | \$3,869 | \$2,026 |
| 12 | FACIAL, EAR, NOSE, MOUTH AND THROAT | 347 | \$3,007 | \$2,232 |
| 233 | NASAL CAUTERIZATION AND PACKING | 1 | \$5,992 | \$2,648 |
| 234 | COMPLEX FACIAL AND ENT PROCEDURES | 44 | \$6,239 | \$4,546 |
| 235 | SIMPLE FACIAL AND ENT PROCEDURES | 119 | \$2,085 | \$1,623 |
| 236 | TONSIL AND ADENOID PROCEDURES | 183 | \$2,812 | \$2,001 |
| 13 | THERAPEUTIC AND OTHER RADIOLOGICAL PROCEDURES | 248 | \$2,448 | \$3,887 |
| 253 | VASCULAR RADIOLOGY EXCEPT FOR VENOGRAPHY OF EXTREMITY | 5 | \$5,537 | \$12,212 |

AMB ST 1-5
UTAH HOSPITAL AND FREESTANDING AMBULATORY SURGERY CENTER (FASC) UTILIZATION AND CHARGE PROFILE OF OUTPATIENT SURGERY, 2005
PROCEDURE APG CATEGORY, PROCEDURE APG, SINGLE APG ONLY
BASED ON REPORTABLE* CPT-4 PROCEDURES

108 Davis Hospital & Medical Center

| procedure APG category Procedure APG | TOTAL # | AVE TOT CHRG | AVE TOT CHRG(ALL Hospitals) |
|---|---------|--------------|------------------------------|
| 254 MYELOGRAPHY | 25 | \$3,781 | \$2,899 |
| 255 MISCELLANEOUS RADIOLOGICAL PROCEDURES WITH CONTRAST | 218 | \$2,225 | \$2,848 |

SOURCE: Utah Ambulatory Surgery Database
 Utah Health Data Committee/Office of Health Care Statistics
 Reportable* excludes codes in the former "Other" category and CPT blood draw codes in previous reports.

AMB ST 1-6
UTAH HOSPITAL AND FREESTANDING AMBULATORY SURGERY CENTER (FASC) UTILIZATION AND CHARGE PROFILE OF OUTPATIENT SURGERY, 2005
NUMBER OF SELECTED AMBULATORY SURGERY PATIENT VISITS BY PATIENT PROFILE

108 Davis Hospital & Medical Center

| Patient Profile | Patient Visits | | Patient Visits-All Hospitals | |
|----------------------------|----------------|------|------------------------------|------|
| | (#) | (%) | (#) | (%) |
| GENDER | | | | |
| Female | 4,726 | 54.7 | 121,269 | 54.3 |
| Male | 3,912 | 45.3 | 101,991 | 45.7 |
| Unknown | 0 | 0.0 | 13 | 0.0 |
| Not Reported | 0 | 0.0 | 5 | 0.0 |
| AGE | | | | |
| 1-28 days | 198 | 2.3 | 469 | 0.2 |
| 29-365 days | 68 | 0.8 | 3,008 | 1.3 |
| 1-4 years | 162 | 1.9 | 10,999 | 4.9 |
| 5-9 | 126 | 1.5 | 6,321 | 2.8 |
| 10-14 | 108 | 1.3 | 4,532 | 2.0 |
| 15-17 | 171 | 2.0 | 4,858 | 2.2 |
| 18-19 | 132 | 1.5 | 3,511 | 1.6 |
| 20-24 | 417 | 4.8 | 10,616 | 4.8 |
| 25-29 | 515 | 6.0 | 12,207 | 5.5 |
| 30-34 | 519 | 6.0 | 11,660 | 5.2 |
| 35-39 | 447 | 5.2 | 11,852 | 5.3 |
| 40-44 | 678 | 7.8 | 14,382 | 6.4 |
| 45-49 | 758 | 8.8 | 17,465 | 7.8 |
| 50-54 | 1,130 | 13.1 | 24,332 | 10.9 |
| 55-59 | 960 | 11.1 | 20,472 | 9.2 |
| 60-64 | 727 | 8.4 | 17,241 | 7.7 |
| 65-69 | 526 | 6.1 | 15,102 | 6.8 |
| 70-74 | 395 | 4.6 | 12,741 | 5.7 |
| 75-79 | 316 | 3.7 | 10,692 | 4.8 |
| 80-84 | 192 | 2.2 | 6,850 | 3.1 |
| 85-89 | 72 | 0.8 | 3,124 | 1.4 |
| 90 + | 21 | 0.2 | 842 | 0.4 |
| Not Reported | 198 | 2.3 | 471 | 0.2 |
| SOURCE OF ADMISSION | | | | |
| Physician Referral | 8,573 | 99.2 | 197,732 | 88.6 |
| Clinic Referral | 8 | 0.1 | 511 | 0.2 |
| HMO Referral | 4 | 0.0 | 3,452 | 1.5 |
| Other Hospital | 0 | 0.0 | 121 | 0.1 |
| Skilled Nursing Facility | 0 | 0.0 | 19 | 0.0 |
| Other Health Care Facility | 0 | 0.0 | 36 | 0.0 |
| Emergency Room | 52 | 0.6 | 4,092 | 1.8 |
| Court/Law Enforcement | 0 | 0.0 | 0 | 0.0 |
| Unknown | 1 | 0.0 | 7 | 0.0 |
| Not Reported | 0 | 0.0 | 17,308 | 7.8 |

(Continued)

AMB ST 1-6
UTAH HOSPITAL AND FREESTANDING AMBULATORY SURGERY CENTER (FASC) UTILIZATION AND CHARGE PROFILE OF OUTPATIENT SURGERY, 2005
NUMBER OF SELECTED AMBULATORY SURGERY PATIENT VISITS BY PATIENT PROFILE

108 Davis Hospital & Medical Center

| Patient Profile | Patient Visits | | Patient Visits-All Hospitals | |
|---|----------------|------|------------------------------|------|
| | (#) | (%) | (#) | (%) |
| DISCHARGE STATUS | | | | |
| Home or Self Care | 8,612 | 99.7 | 222,736 | 99.8 |
| Another Hospital | 8 | 0.1 | 119 | 0.1 |
| Skilled Nursing Facility | 2 | 0.0 | 104 | 0.0 |
| Intermediate Care Facility | 0 | 0.0 | 9 | 0.0 |
| Another Type of Institution | 1 | 0.0 | 26 | 0.0 |
| Under Care of Home Service | 12 | 0.1 | 191 | 0.1 |
| Left Against Medical Advice | 1 | 0.0 | 24 | 0.0 |
| Under Care of Home IV Provider | 0 | 0.0 | 11 | 0.0 |
| Expired | 1 | 0.0 | 12 | 0.0 |
| Unknown | 1 | 0.0 | 46 | 0.0 |
| Not Reported | 0 | 0.0 | 0 | 0.0 |
| PRIMARY PAYER | | | | |
| Medicare | 1,488 | 17.2 | 49,290 | 22.1 |
| Medicaid | 447 | 5.2 | 14,728 | 6.6 |
| Other government | 362 | 4.2 | 5,443 | 2.4 |
| Blue Cross/Blue Shield | 1,150 | 13.3 | 29,900 | 13.4 |
| Other Commercial | 663 | 7.7 | 14,398 | 6.4 |
| Managed Care(HMO, PPO) | 4,441 | 51.4 | 101,684 | 45.5 |
| Self Pay | 48 | 0.6 | 2,175 | 1.0 |
| Industrial & Worker Comp | 24 | 0.3 | 4,017 | 1.8 |
| Charity and Unclassified | 0 | 0.0 | 206 | 0.1 |
| Childrens Health Insurance | 1 | 0.0 | 197 | 0.1 |
| Unknown | 14 | 0.2 | 1,148 | 0.5 |
| Not Reported | 0 | 0.0 | 92 | 0.0 |
| LOCAL HEALTH DISTRICT OF PATIENT RESIDENCE | | | | |
| Bear River | 193 | 2.2 | 15,256 | 6.8 |
| Central Utah | 5 | 0.1 | 8,217 | 3.7 |
| Davis County | 6,133 | 71.0 | 22,608 | 10.1 |
| Salt Lake County | 106 | 1.2 | 78,843 | 35.3 |
| Southeastern Utah | 4 | 0.0 | 5,233 | 2.3 |
| Southwest Utah | 6 | 0.1 | 12,333 | 5.5 |
| Summit County | 16 | 0.2 | 3,135 | 1.4 |
| Tooele County | 10 | 0.1 | 4,296 | 1.9 |
| Tri-County | 9 | 0.1 | 5,769 | 2.6 |
| Utah County | 14 | 0.2 | 35,901 | 16.1 |
| Wasatch County | 3 | 0.0 | 1,724 | 0.8 |
| Weber County | 1,987 | 23.0 | 20,598 | 9.2 |
| Unknown Utah | 4 | 0.0 | 49 | 0.0 |
| Outside Utah | 131 | 1.5 | 9,153 | 4.1 |
| Unknown, Not Reported | 17 | 0.2 | 163 | 0.1 |

SOURCE: Utah Ambulatory Surgery Database,
Utah Health Data Committee/Office of Health Care Statistics.

AMB ST 1-1
UTAH HOSPITAL AND FREESTANDING AMBULATORY SURGERY CENTER (FASC) UTILIZATION AND CHARGE PROFILE OF OUTPATIENT SURGERY, 2005
NUMBER OF CPT-4 AND ICD-9 REPORTABLE* PROCEDURES BY SELECTED AMBULATORY SURGERY REPORTING CATEGORY

116 Delta Community Medical Center

| | Procedures Performed | | Procedures Performed-All Hospitals | |
|--|----------------------|-------|------------------------------------|-------|
| | (#) | (%) | (#) | (%) |
| Reporting Category(ICD-9-CM CODES) | 625 | 100.0 | 319,528 | 100.0 |
| Mastectomy (85.0-85.99) | 26 | 4.2 | 7,251 | 2.3 |
| Musculoskeletal (76.0-84.99) | 9 | 1.4 | 62,442 | 19.5 |
| Respiratory (30.0-34.99) | 0 | 0.0 | 3,352 | 1.0 |
| Cardiovascular (35.0-39.99) | 0 | 0.0 | 16,471 | 5.2 |
| Lymphatic/Hemetic (40.0-41.99) | 4 | 0.6 | 2,955 | 0.9 |
| Digestive System (42.0-54.99) | 287 | 45.9 | 105,537 | 33.0 |
| Urinary (55.0-59.99) | 0 | 0.0 | 8,250 | 2.6 |
| Male Genital (60.0-64.99) | 2 | 0.3 | 3,729 | 1.2 |
| Female Genital (65.0-71.99) | 50 | 8.0 | 14,736 | 4.6 |
| Endocrine/Nervous (01.0-07.99) | 4 | 0.6 | 30,031 | 9.4 |
| Eye (08.0-16.99) | 90 | 14.4 | 19,655 | 6.2 |
| Ear (18.0-20.99) | 79 | 12.6 | 15,107 | 4.7 |
| Nose, Mouth, Pharynx (21.0-29.99) | 74 | 11.8 | 30,012 | 9.4 |
| Reporting Category(CPT-4 CODES) | 514 | 100.0 | 307,031 | 100.0 |
| Mastectomy (19120-19220) | 24 | 4.7 | 3,138 | 1.0 |
| Musculoskeletal (20000-29909) | 9 | 1.8 | 61,634 | 20.1 |
| Respiratory (30000-32999 & 39501-39599) | 0 | 0.0 | 13,104 | 4.3 |
| Cardiovascular (33010-37799 & 93501-93660) | 1 | 0.2 | 37,099 | 12.1 |
| Lymphatic/Hemetic (38100-38999) | 4 | 0.8 | 2,706 | 0.9 |
| Digestive (40490-49999) | 356 | 69.3 | 114,818 | 37.4 |
| Urinary (50010-53899) | 0 | 0.0 | 8,591 | 2.8 |
| Male Genital (54000-55899) | 2 | 0.4 | 3,154 | 1.0 |
| Female Genital (56405-58999) | 21 | 4.1 | 11,166 | 3.6 |
| Endocrine/Nervous (60000-64999) | 0 | 0.0 | 31,549 | 10.3 |
| Eye (65091-68899) | 54 | 10.5 | 11,740 | 3.8 |
| Ear (69000-69979) | 43 | 8.4 | 8,332 | 2.7 |

SOURCE: Utah Ambulatory Surgery Database
Utah Health Data Committee/Office of Health Care Statistics.
Reportable* excludes codes in the former "Other" category and CPT blood draw codes in previous reports.

AMB ST 1-2
UTAH HOSPITAL AND FREESTANDING AMBULATORY SURGERY CENTER (FASC) UTILIZATION AND CHARGE PROFILE OF OUTPATIENT SURGERY, 2005
MOST COMMONLY PERFORMED CPT-4 AND ICD-9 REPORTABLE* PROCEDURES

116 Delta Community Medical Center

| ICD-9 CODE | ICD-9 DESCRIPTION | # | % | % ALL Hospitals |
|----------------------|-------------------------------------|-----|-------|-----------------|
| All ICD-9 Procedures | | 625 | 100.0 | 100.0 |
| 4523 | COLONOSCOPY | 108 | 17.3 | 7.33 |
| 2001 | MYRINGOTOMY WITH INSERTION OF TUBE | 74 | 11.8 | 3.86 |
| 283 | TONSILLECTOMY WITH ADENOIDECTOMY | 64 | 10.2 | 1.73 |
| 1341 | PHACOEMULSIFICATION&ASPIR CATARACT | 38 | 6.1 | 1.43 |
| 4542 | ENDO POLYPECTOMY LARGE INTESTINE | 37 | 5.9 | 3.85 |
| 1371 | INSRT IOL-CATARACT EXTRACT-1 STAGE | 36 | 5.8 | 1.42 |
| 4516 | EGD W/CLOS BX | 27 | 4.3 | 5.33 |
| 8521 | LOCAL EXCISION OF LESION OF BREAST | 26 | 4.2 | 0.91 |
| 4836 | [ENDOSCOPIC] POLYPECTOMY OF RECTUM | 22 | 3.5 | 1.17 |
| 4513 | OTHER ENDOSCOPY OF SMALL INTESTINE | 16 | 2.6 | 2.02 |
| 4525 | CLOS [ENDO] BX LARGE INTESTINE | 16 | 2.6 | 2.58 |
| 6812 | HYSTEROSCOPY | 12 | 1.9 | 0.29 |
| 6823 | ENDOMETRIAL ABLATION | 12 | 1.9 | 0.59 |
| 6952 | ASPIRATION CURET FOLLOWING DELIV/AB | 11 | 1.8 | 0.48 |
| 5123 | LAPAROSCOPIC CHOLECYSTECTOMY | 10 | 1.6 | 1.93 |
| 5303 | UNILAT REPR DIRECT ING HERN-GFT | 9 | 1.4 | 0.35 |
| 1364 | DISCISSION OF SECONDARY MEMBRANE | 8 | 1.3 | 0.24 |
| 4824 | CLOSED BIOPSY OF RECTUM | 8 | 1.3 | 0.55 |
| 201 | REMOVAL OF TYMPANOSTOMY TUBE | 5 | 0.8 | 0.14 |
| 5451 | LAPAROSCOPIC LYSIS PERITONEAL ADHES | 5 | 0.8 | 0.26 |

| CPT-4 CODE | CPT-4 DESCRIPTION | # | % | % ALL Hospitals |
|----------------------|----------------------------------|-----|-------|-----------------|
| All CPT-4 Procedures | | 514 | 100.0 | 100.0 |
| 45378 | COLONOSCOPY FLEX; DX-SEP PROC | 104 | 20.2 | 7.15 |
| 45380 | COLONOSCOPY FLEX; W/BX 1/MX | 57 | 11.1 | 5.50 |
| 69436 | TYMPANOSTOMY GENERAL ANESTHESIA | 38 | 7.4 | 2.08 |
| 42820 | T&A; UNDER AGE 12 | 37 | 7.2 | 1.38 |
| 66984 | EXTRACAPSULAR CATARACT REMV IOL | 36 | 7.0 | 1.43 |
| 42821 | T&A; AGE 12 OR OVER | 27 | 5.3 | 0.36 |
| 43239 | UGI ENDO; W/BX 1/MX | 27 | 5.3 | 5.40 |
| 19120 | EXC BRST CYST TUMR/LES OPN M/F 1 | 24 | 4.7 | 0.59 |
| 45385 | COLONOSCOPY FLEX; W/REMV LES-SNA | 21 | 4.1 | 1.80 |
| 43235 | UGI ENDO; DX W/VO CLCT SPECMN-SP | 15 | 2.9 | 1.34 |
| 58563 | HYSTEROSC SURG; W/ENDOMETRIAL AB | 12 | 2.3 | 0.46 |
| 47563 | LAPARSCPY SURG; CHOLECT W/CHOLAN | 11 | 2.1 | 1.24 |
| 66821 | DISCISSION 2ND CATARACT; LASER S | 8 | 1.6 | 0.27 |
| 49650 | LAPARSCPY SURG; REPR INIT ING HE | 6 | 1.2 | 0.19 |
| 38500 | BX/EXCISION LYMPH NODE; OPEN SUP | 4 | 0.8 | 0.08 |
| 42830 | ADENOIDECTOMY PRIMARY; UNDER AGE | 4 | 0.8 | 0.37 |
| 49329 | UNLIST LAP PROC ABD PERTN&OMNTUM | 4 | 0.8 | 0.21 |
| 58670 | LAPARSCPY SURGICAL; W/FULG OVIDU | 4 | 0.8 | 0.18 |
| 66940 | REMOVAL LENS MATERIAL; XTRACAPSL | 4 | 0.8 | 0.01 |
| 42826 | TONSILLECTOMY PRIM/SEC; AGE 12/O | 3 | 0.6 | 0.54 |

SOURCE: Utah Ambulatory Surgery Database

Utah Health Data Committee/Office of Health Care Statistics

Reportable* excludes codes in the former "Other" category and CPT4 blood draw codes in previous reports.

AMB ST 1-3

UTAH HOSPITAL AND FREESTANDING AMBULATORY SURGERY CENTER (FASC) UTILIZATION AND CHARGE PROFILE OF OUTPATIENT SURGERY, 2005
 AVERAGE TOTAL CHARGES FOR MOST COMMONLY PERFORMED CPT-4 AND ICD-9 REPORTABLE* PROCEDURES, SINGLE ICD-9 OR CPT-4 ONLY

116 Delta Community Medical Center

| ICD-9 CODE | ICD-9 DESCRIPTION | # | AVE TOT CHR | AVE TOT CHR(ALL Hospitals) |
|------------------|-------------------------------------|-----|-------------|-----------------------------|
| ICD-9 Procedures | | 338 | \$1,613 | \$2,879 |
| 4523 | COLONOSCOPY | 100 | \$760 | \$903 |
| 283 | TONSILLECTOMY WITH ADENOIDECTOMY | 59 | \$2,237 | \$1,976 |
| 8521 | LOCAL EXCISION OF LESION OF BREAST | 22 | \$2,356 | \$2,505 |
| 4542 | ENDO POLYPECTOMY LARGE INTESTINE | 21 | \$1,013 | \$1,238 |
| 4516 | EGD W/CLOS BX | 19 | \$929 | \$1,210 |
| 4836 | [ENDOSCOPIC] POLYPECTOMY OF RECTUM | 15 | \$950 | \$1,195 |
| 6952 | ASPIRATION CURET FOLLOWING DELIV/AB | 11 | \$1,836 | \$2,176 |
| 4525 | CLOS [ENDO] BX LARGE INTESTINE | 10 | \$923 | \$1,300 |
| 4513 | OTHER ENDOSCOPY OF SMALL INTESTINE | 9 | \$669 | \$1,077 |
| 1364 | DISCISSION OF SECONDARY MEMBRANE | 8 | \$684 | \$670 |
| 4824 | CLOSED BIOPSY OF RECTUM | 8 | \$942 | \$1,219 |
| 5123 | LAPAROSCOPIC CHOLECYSTECTOMY | 8 | \$5,936 | \$5,675 |
| 5303 | UNILAT REPR DIRECT ING HERN-GFT | 5 | \$3,800 | \$3,672 |
| 282 | TONSILLECTOMY WITHOUT ADENOIDECTOMY | 4 | \$2,097 | \$2,177 |
| 5302 | UNILAT REPAIR INDIRECT ING HERNIA | 4 | \$3,561 | \$2,476 |
| 1359 | OTHER EXTRACAPSULAR EXTRACTION LENS | 3 | \$683 | \$986 |
| 5351 | INCISIONAL HERNIA REPAIR | 3 | \$3,638 | \$3,618 |
| 5361 | INCI HERNIA REPAIR W/PROSTHESIS | 3 | \$4,750 | \$5,912 |
| 6629 | OTH BIL ENDO DESTRUC FALLOP TUBES | 3 | \$2,658 | \$3,429 |
| 2001 | MYRINGOTOMY WITH INSERTION OF TUBE | 2 | \$889 | \$1,307 |

| CPT-4 CODE | CPT-4 DESCRIPTION | # | AVE TOT CHR | AVE TOT CHR(ALL Hospitals) |
|------------------|----------------------------------|-----|-------------|-----------------------------|
| CPT-4 Procedures | | 408 | \$1,808 | \$2,664 |
| 45378 | COLONOSCOPY FLEX; DX-SEP PROC | 96 | \$762 | \$907 |
| 45380 | COLONOSCOPY FLEX; W/BX 1/MX | 45 | \$948 | \$1,227 |
| 66984 | EXTRACAPSULAR CATARACT REMV IOL | 35 | \$3,410 | \$2,926 |
| 42820 | T&A; UNDER AGE 12 | 31 | \$2,146 | \$1,897 |
| 69436 | TYMPANOSTOMY GENERAL ANESTHESIA | 31 | \$1,094 | \$1,069 |
| 42821 | T&A; AGE 12 OR OVER | 26 | \$2,364 | \$2,175 |
| 19120 | EXC BRST CYST TUMR/LES OPN M/F 1 | 24 | \$2,388 | \$2,463 |
| 43239 | UGI ENDO; W/BX 1/MX | 19 | \$929 | \$1,205 |
| 45385 | COLONOSCOPY FLEX; W/REMV LES-SNA | 11 | \$1,049 | \$1,353 |
| 58563 | HYSTEROSC SURG; W/ENDOMETRIAL AB | 11 | \$3,870 | \$4,699 |
| 47563 | LAPARSCPY SURG; CHOLECT W/CHOLAN | 10 | \$5,799 | \$5,930 |
| 43235 | UGI ENDO; DX W/VO CLCT SPECMN-SP | 8 | \$667 | \$1,012 |
| 66821 | DISCISSION 2ND CATARACT; LASER S | 8 | \$684 | \$712 |
| 49650 | LAPARSCPY SURG; REPR INIT ING HE | 4 | \$3,771 | \$5,057 |
| 38500 | BX/EXCISION LYMPH NODE; OPEN SUP | 3 | \$2,157 | \$3,403 |
| 42826 | TONSILLECTOMY PRIM/SEC; AGE 12/O | 3 | \$2,037 | \$2,223 |
| 49507 | REPR INIT ING HERNIA > 5YR; INCA | 3 | \$3,841 | \$3,638 |
| 58670 | LAPARSCPY SURGICAL; W/FULG OVIDU | 3 | \$2,658 | \$3,379 |
| 66940 | REMOVAL LENS MATERIAL; XTRACAPSL | 3 | \$683 | \$728 |
| 29848 | ENDO WRST SURG REL TRNS CARP LIG | 2 | \$2,168 | \$2,203 |

SOURCE: Utah Ambulatory Surgery Database
 Reportable* excludes codes in the former "Other" category and CPT4 blood draw codes in previous reports.

AMB ST 1-4
UTAH HOSPITAL AND FREESTANDING AMBULATORY SURGERY CENTER (FASC) UTILIZATION AND CHARGE PROFILE OF OUTPATIENT SURGERY, 2005
PROCEDURE APG CATEGORY, PROCEDURE APG, BASED ON REPORTABLE* CPT-4 PROCEDURES

116 Delta Community Medical Center

| Procedure APG category | | TOTAL # | TOTAL # (ALL Hospitals) |
|------------------------|--|---------|-------------------------|
| Procedure APG | | | |
| 01 | INTEGUMENTARY SYSTEM | 24 | 9,625 |
| | 011 SIMPLE INCISION AND EXCISION OF BREAST | 24 | 2,672 |
| 02 | MUSCULOSKELETAL SYSTEM | 9 | 55,271 |
| | 023 COMPLEX HAND AND FOOT MUSCULOSKELETAL PROCEDURES | 1 | 1,982 |
| | 024 SIMPLE HAND AND FOOT MUSCULOSKELETAL PROCEDURES | 2 | 11,501 |
| | 025 ARTHROSCOPY | 2 | 23,586 |
| | 032 BUNION PROCEDURES | 4 | 1,497 |
| 05 | HEMATOLOGIC, LYMPHATIC, AND ENDOCRINE | 5 | 2,858 |
| | 095 DEEP LYMPH STRUCTURE AND THYROID PROCEDURES | 4 | 1,920 |
| | 097 TRANSFUSION | 1 | 808 |
| 06 | DIGESTIVE SYSTEM | 285 | 103,000 |
| | 115 DIAGNOSTIC UPPER GI ENDOSCOPY OR INTUBATION | 42 | 20,979 |
| | 116 THERAPEUTIC UPPER GI ENDOSCOPY OR INTUBATION | 2 | 5,802 |
| | 117 LOWER GASTROINTESTINAL ENDOSCOPY | 187 | 47,252 |
| | 119 HERNIA AND HYDROCELE PROCEDURES | 22 | 7,107 |
| | 120 COMPLEX ANAL AND RECTAL PROCEDURES | 1 | 966 |
| | 123 COMPLEX LAPAROSCOPIC PROCEDURES | 31 | 14,888 |
| 08 | MALE GENITAL SYSTEM | 1 | 2,798 |
| | 151 TESTICULAR AND EPIDIDYMAL PROCEDURES | 1 | 1,409 |
| 09 | FEMALE GENITAL SYSTEM | 15 | 6,527 |
| | 177 SIMPLE FEMALE REPRODUCTIVE PROCEDURES | 1 | 1,484 |
| | 178 DILATION AND CURETTAGE | 1 | 663 |
| | 179 HYSTEROSCOPY | 13 | 2,678 |
| 11 | EYE AND OCULAR ADNEXA | 54 | 11,487 |
| | 213 LASER EYE PROCEDURES | 8 | 877 |
| | 214 CATARACT PROCEDURES | 43 | 4,675 |
| | 215 COMPLEX ANTERIOR SEGMENT EYE PROCEDURES | 1 | 528 |
| | 223 VITRECTOMY | 2 | 1,675 |
| 12 | FACIAL, EAR, NOSE, MOUTH AND THROAT | 115 | 28,941 |
| | 233 NASAL CAUTERIZATION AND PACKING | 1 | 204 |
| | 235 SIMPLE FACIAL AND ENT PROCEDURES | 42 | 14,825 |
| | 236 TONSIL AND ADENOID PROCEDURES | 72 | 8,558 |

SOURCE: Utah Ambulatory Surgery Database

Utah Health Data Committee/Office of Health Care Statistics

Reportable* excludes codes in the former "Other" category and CPT blood draw codes in previous reports.

AMB ST 1-5
UTAH HOSPITAL AND FREESTANDING AMBULATORY SURGERY CENTER (FASC) UTILIZATION AND CHARGE PROFILE OF OUTPATIENT SURGERY, 2005
PROCEDURE APG CATEGORY, PROCEDURE APG, SINGLE APG ONLY
BASED ON REPORTABLE* CPT-4 PROCEDURES

116 Delta Community Medical Center

| Procedure APG category | Procedure APG | TOTAL # | AVE TOT CHR | AVE TOT CHR(ALL Hospitals) |
|------------------------|--|---------|-------------|-----------------------------|
| 01 | INTEGUMENTARY SYSTEM | 24 | \$2,388 | \$2,720 |
| | 011 SIMPLE INCISION AND EXCISION OF BREAST | 24 | \$2,388 | \$2,717 |
| 02 | MUSCULOSKELETAL SYSTEM | 5 | \$2,113 | \$3,739 |
| | 023 COMPLEX HAND AND FOOT MUSCULOSKELETAL PROCEDURES | 1 | \$1,807 | \$4,293 |
| | 024 SIMPLE HAND AND FOOT MUSCULOSKELETAL PROCEDURES | 2 | \$2,211 | \$2,497 |
| | 025 ARTHROSCOPY | 2 | \$2,168 | \$4,162 |
| 05 | HEMATOLOGIC, LYMPHATIC, AND ENDOCRINE | 3 | \$2,157 | \$4,419 |
| | 095 DEEP LYMPH STRUCTURE AND THYROID PROCEDURES | 3 | \$2,157 | \$4,406 |
| 06 | DIGESTIVE SYSTEM | 219 | \$1,394 | \$1,962 |
| | 115 DIAGNOSTIC UPPER GI ENDOSCOPY OR INTUBATION | 27 | \$851 | \$1,165 |
| | 116 THERAPEUTIC UPPER GI ENDOSCOPY OR INTUBATION | 1 | \$687 | \$1,658 |
| | 117 LOWER GASTROINTESTINAL ENDOSCOPY | 155 | \$837 | \$1,067 |
| | 119 HERNIA AND HYDROCELE PROCEDURES | 14 | \$3,632 | \$3,280 |
| | 120 COMPLEX ANAL AND RECTAL PROCEDURES | 1 | \$1,972 | \$2,685 |
| | 123 COMPLEX LAPAROSCOPIC PROCEDURES | 21 | \$4,724 | \$5,679 |
| 09 | FEMALE GENITAL SYSTEM | 12 | \$3,898 | \$3,633 |
| | 179 HYSTEROSCOPY | 12 | \$3,898 | \$4,046 |
| 11 | EYE AND OCULAR ADNEXA | 48 | \$2,742 | \$2,803 |
| | 213 LASER EYE PROCEDURES | 8 | \$684 | \$725 |
| | 214 CATARACT PROCEDURES | 39 | \$3,216 | \$2,930 |
| | 215 COMPLEX ANTERIOR SEGMENT EYE PROCEDURES | 1 | \$701 | \$2,675 |
| 12 | FACIAL, EAR, NOSE, MOUTH AND THROAT | 96 | \$1,831 | \$2,232 |
| | 233 NASAL CAUTERIZATION AND PACKING | 1 | \$2,017 | \$2,648 |
| | 235 SIMPLE FACIAL AND ENT PROCEDURES | 34 | \$1,100 | \$1,623 |
| | 236 TONSIL AND ADENOID PROCEDURES | 61 | \$2,236 | \$2,001 |

SOURCE: Utah Ambulatory Surgery Database
Utah Health Data Committee/Office of Health Care Statistics
Reportable* excludes codes in the former "Other" category and CPT blood draw codes in previous reports.

AMB ST 1-6
UTAH HOSPITAL AND FREESTANDING AMBULATORY SURGERY CENTER (FASC) UTILIZATION AND CHARGE PROFILE OF OUTPATIENT SURGERY, 2005
NUMBER OF SELECTED AMBULATORY SURGERY PATIENT VISITS BY PATIENT PROFILE

116 Delta Community Medical Center

| Patient Profile | Patient Visits | | Patient Visits-All Hospitals | |
|----------------------------|----------------|------|------------------------------|------|
| | (#) | (%) | (#) | (%) |
| GENDER | | | | |
| Female | 287 | 60.5 | 121,269 | 54.3 |
| Male | 187 | 39.5 | 101,991 | 45.7 |
| Unknown | 0 | 0.0 | 13 | 0.0 |
| Not Reported | 0 | 0.0 | 5 | 0.0 |
| AGE | | | | |
| 1-28 days | 0 | 0.0 | 469 | 0.2 |
| 29-365 days | 15 | 3.2 | 3,008 | 1.3 |
| 1-4 years | 42 | 8.9 | 10,999 | 4.9 |
| 5-9 | 15 | 3.2 | 6,321 | 2.8 |
| 10-14 | 12 | 2.5 | 4,532 | 2.0 |
| 15-17 | 16 | 3.4 | 4,858 | 2.2 |
| 18-19 | 10 | 2.1 | 3,511 | 1.6 |
| 20-24 | 20 | 4.2 | 10,616 | 4.8 |
| 25-29 | 15 | 3.2 | 12,207 | 5.5 |
| 30-34 | 8 | 1.7 | 11,660 | 5.2 |
| 35-39 | 17 | 3.6 | 11,852 | 5.3 |
| 40-44 | 28 | 5.9 | 14,382 | 6.4 |
| 45-49 | 21 | 4.4 | 17,465 | 7.8 |
| 50-54 | 45 | 9.5 | 24,332 | 10.9 |
| 55-59 | 46 | 9.7 | 20,472 | 9.2 |
| 60-64 | 38 | 8.0 | 17,241 | 7.7 |
| 65-69 | 31 | 6.5 | 15,102 | 6.8 |
| 70-74 | 35 | 7.4 | 12,741 | 5.7 |
| 75-79 | 33 | 7.0 | 10,692 | 4.8 |
| 80-84 | 17 | 3.6 | 6,850 | 3.1 |
| 85-89 | 10 | 2.1 | 3,124 | 1.4 |
| 90 + | 0 | 0.0 | 842 | 0.4 |
| Not Reported | 0 | 0.0 | 471 | 0.2 |
| SOURCE OF ADMISSION | | | | |
| Physician Referral | 470 | 99.2 | 197,732 | 88.6 |
| Clinic Referral | 0 | 0.0 | 511 | 0.2 |
| HMO Referral | 0 | 0.0 | 3,452 | 1.5 |
| Other Hospital | 0 | 0.0 | 121 | 0.1 |
| Skilled Nursing Facility | 0 | 0.0 | 19 | 0.0 |
| Other Health Care Facility | 0 | 0.0 | 36 | 0.0 |
| Emergency Room | 4 | 0.8 | 4,092 | 1.8 |
| Court/Law Enforcement | 0 | 0.0 | 0 | 0.0 |
| Unknown | 0 | 0.0 | 7 | 0.0 |
| Not Reported | 0 | 0.0 | 17,308 | 7.8 |

(Continued)

AMB ST 1-6
UTAH HOSPITAL AND FREESTANDING AMBULATORY SURGERY CENTER (FASC) UTILIZATION AND CHARGE PROFILE OF OUTPATIENT SURGERY, 2005
NUMBER OF SELECTED AMBULATORY SURGERY PATIENT VISITS BY PATIENT PROFILE

116 Delta Community Medical Center

| Patient Profile | Patient Visits | | Patient Visits-All Hospitals | |
|---|----------------|-------|------------------------------|------|
| | (#) | (%) | (#) | (%) |
| DISCHARGE STATUS | | | | |
| Home or Self Care | 474 | 100.0 | 222,736 | 99.8 |
| Another Hospital | 0 | 0.0 | 119 | 0.1 |
| Skilled Nursing Facility | 0 | 0.0 | 104 | 0.0 |
| Intermediate Care Facility | 0 | 0.0 | 9 | 0.0 |
| Another Type of Institution | 0 | 0.0 | 26 | 0.0 |
| Under Care of Home Service | 0 | 0.0 | 191 | 0.1 |
| Left Against Medical Advice | 0 | 0.0 | 24 | 0.0 |
| Under Care of Home IV Provider | 0 | 0.0 | 11 | 0.0 |
| Expired | 0 | 0.0 | 12 | 0.0 |
| Unknown | 0 | 0.0 | 46 | 0.0 |
| Not Reported | 0 | 0.0 | 0 | 0.0 |
| PRIMARY PAYER | | | | |
| Medicare | 131 | 27.6 | 49,290 | 22.1 |
| Medicaid | 62 | 13.1 | 14,728 | 6.6 |
| Other government | 5 | 1.1 | 5,443 | 2.4 |
| Blue Cross/Blue Shield | 113 | 23.8 | 29,900 | 13.4 |
| Other Commercial | 23 | 4.9 | 14,398 | 6.4 |
| Managed Care(HMO, PPO) | 120 | 25.3 | 101,684 | 45.5 |
| Self Pay | 10 | 2.1 | 2,175 | 1.0 |
| Industrial & Worker Comp | 0 | 0.0 | 4,017 | 1.8 |
| Charity and Unclassified | 0 | 0.0 | 206 | 0.1 |
| Childrens Health Insurance | 0 | 0.0 | 197 | 0.1 |
| Unknown | 10 | 2.1 | 1,148 | 0.5 |
| Not Reported | 0 | 0.0 | 92 | 0.0 |
| LOCAL HEALTH DISTRICT OF PATIENT RESIDENCE | | | | |
| Bear River | 0 | 0.0 | 15,256 | 6.8 |
| Central Utah | 456 | 96.2 | 8,217 | 3.7 |
| Davis County | 1 | 0.2 | 22,608 | 10.1 |
| Salt Lake County | 0 | 0.0 | 78,843 | 35.3 |
| Southeastern Utah | 1 | 0.2 | 5,233 | 2.3 |
| Southwest Utah | 4 | 0.8 | 12,333 | 5.5 |
| Summit County | 1 | 0.2 | 3,135 | 1.4 |
| Tooele County | 0 | 0.0 | 4,296 | 1.9 |
| Tri-County | 0 | 0.0 | 5,769 | 2.6 |
| Utah County | 5 | 1.1 | 35,901 | 16.1 |
| Wasatch County | 0 | 0.0 | 1,724 | 0.8 |
| Weber County | 0 | 0.0 | 20,598 | 9.2 |
| Unknown Utah | 1 | 0.2 | 49 | 0.0 |
| Outside Utah | 5 | 1.1 | 9,153 | 4.1 |
| Unknown, Not Reported | 0 | 0.0 | 163 | 0.1 |

SOURCE: Utah Ambulatory Surgery Database,
Utah Health Data Committee/Office of Health Care Statistics.

AMB ST 1-1
UTAH HOSPITAL AND FREESTANDING AMBULATORY SURGERY CENTER (FASC) UTILIZATION AND CHARGE PROFILE OF OUTPATIENT SURGERY, 2005
NUMBER OF CPT-4 AND ICD-9 REPORTABLE* PROCEDURES BY SELECTED AMBULATORY SURGERY REPORTING CATEGORY

140 Dixie Regional Medical Center

| | Procedures Performed | | Procedures Performed-All Hospitals | |
|--|----------------------|-------|------------------------------------|-------|
| | (#) | (%) | (#) | (%) |
| Reporting Category(ICD-9-CM CODES) | 13,054 | 100.0 | 319,528 | 100.0 |
| Mastectomy (85.0-85.99) | 289 | 2.2 | 7,251 | 2.3 |
| Musculoskeletal (76.0-84.99) | 2,606 | 20.0 | 62,442 | 19.5 |
| Respiratory (30.0-34.99) | 254 | 1.9 | 3,352 | 1.0 |
| Cardiovascular (35.0-39.99) | 1,175 | 9.0 | 16,471 | 5.2 |
| Lymphatic/Hemetic (40.0-41.99) | 150 | 1.1 | 2,955 | 0.9 |
| Digestive System (42.0-54.99) | 2,665 | 20.4 | 105,537 | 33.0 |
| Urinary (55.0-59.99) | 556 | 4.3 | 8,250 | 2.6 |
| Male Genital (60.0-64.99) | 192 | 1.5 | 3,729 | 1.2 |
| Female Genital (65.0-71.99) | 532 | 4.1 | 14,736 | 4.6 |
| Endocrine/Nervous (01.0-07.99) | 1,835 | 14.1 | 30,031 | 9.4 |
| Eye (08.0-16.99) | 31 | 0.2 | 19,655 | 6.2 |
| Ear (18.0-20.99) | 1,197 | 9.2 | 15,107 | 4.7 |
| Nose, Mouth, Pharynx (21.0-29.99) | 1,572 | 12.0 | 30,012 | 9.4 |
| Reporting Category(CPT-4 CODES) | 14,671 | 100.0 | 307,031 | 100.0 |
| Mastectomy (19120-19220) | 152 | 1.0 | 3,138 | 1.0 |
| Musculoskeletal (20000-29909) | 2,597 | 17.7 | 61,634 | 20.1 |
| Respiratory (30000-32999 & 39501-39599) | 994 | 6.8 | 13,104 | 4.3 |
| Cardiovascular (33010-37799 & 93501-93660) | 4,445 | 30.3 | 37,099 | 12.1 |
| Lymphatic/Hemetic (38100-38999) | 134 | 0.9 | 2,706 | 0.9 |
| Digestive (40490-49999) | 3,320 | 22.6 | 114,818 | 37.4 |
| Urinary (50010-53899) | 604 | 4.1 | 8,591 | 2.8 |
| Male Genital (54000-55899) | 148 | 1.0 | 3,154 | 1.0 |
| Female Genital (56405-58999) | 436 | 3.0 | 11,166 | 3.6 |
| Endocrine/Nervous (60000-64999) | 1,188 | 8.1 | 31,549 | 10.3 |
| Eye (65091-68899) | 13 | 0.1 | 11,740 | 3.8 |
| Ear (69000-69979) | 640 | 4.4 | 8,332 | 2.7 |

SOURCE: Utah Ambulatory Surgery Database

Utah Health Data Committee/Office of Health Care Statistics.

Reportable* excludes codes in the former "Other" category and CPT blood draw codes in previous reports.

AMB ST 1-2
UTAH HOSPITAL AND FREESTANDING AMBULATORY SURGERY CENTER (FASC) UTILIZATION AND CHARGE PROFILE OF OUTPATIENT SURGERY, 2005
MOST COMMONLY PERFORMED CPT-4 AND ICD-9 REPORTABLE* PROCEDURES

140 Dixie Regional Medical Center

| ICD-9 CODE | ICD-9 DESCRIPTION | # | % | % ALL Hospitals |
|----------------------|-------------------------------------|--------|-------|-----------------|
| All ICD-9 Procedures | | 13,054 | 100.0 | 100.0 |
| 2001 | MYRINGOTOMY WITH INSERTION OF TUBE | 1,011 | 7.7 | 3.86 |
| 0392 | INJECTION OTH AGT INTO SPINAL CANAL | 710 | 5.4 | 3.15 |
| 3722 | LEFT HEART CARDIAC CATHETERIZATION | 559 | 4.3 | 1.11 |
| 0391 | INJECTION ANES-SPINAL CANAL ANALG | 478 | 3.7 | 2.49 |
| 283 | TONSILLECTOMY WITH ADENOIDECTOMY | 383 | 2.9 | 1.73 |
| 4542 | ENDO POLYPECTOMY LARGE INTESTINE | 308 | 2.4 | 3.85 |
| 3723 | COMBINED RIGHT&LEFT HEART CARD CATH | 295 | 2.3 | 0.48 |
| 4523 | COLONOSCOPY | 278 | 2.1 | 7.33 |
| 4516 | EGD W/CLOS BX | 272 | 2.1 | 5.33 |
| 5123 | LAPAROSCOPIC CHOLECYSTECTOMY | 268 | 2.1 | 1.93 |
| 806 | EXCISION SEMILUNAR CARTILAGE KNEE | 252 | 1.9 | 1.77 |
| 0390 | INSRT SPINAL CANAL INFUS CATH | 227 | 1.7 | 0.09 |
| 4513 | OTHER ENDOSCOPY OF SMALL INTESTINE | 194 | 1.5 | 2.02 |
| 2188 | OTHER SEPTOPLASTY | 157 | 1.2 | 0.60 |
| 0443 | RELEASE OF CARPAL TUNNEL | 151 | 1.2 | 1.13 |
| 2263 | ETHMOIDECTOMY | 134 | 1.0 | 0.50 |
| 2169 | OTHER TURBINECTOMY | 126 | 1.0 | 0.67 |
| 598 | URETERAL CATHETERIZATION | 125 | 1.0 | 0.49 |
| 8363 | ROTATOR CUFF REPAIR | 125 | 1.0 | 0.66 |
| 4836 | [ENDOSCOPIC] POLYPECTOMY OF RECTUM | 123 | 0.9 | 1.17 |

| CPT-4 CODE | CPT-4 DESCRIPTION | # | % | % ALL Hospitals |
|----------------------|----------------------------------|--------|-------|-----------------|
| All CPT-4 Procedures | | 14,671 | 100.0 | 100.0 |
| 93545 | INJ PROC-CATH; SELECT CORONRY AN | 773 | 5.3 | 1.40 |
| 93543 | INJ PROC-CATH; LT VENT/ATRIAL AN | 748 | 5.1 | 1.32 |
| 93555 | IMAG SUPERVS I&R-CATH; VENT/ATRI | 734 | 5.0 | 1.16 |
| 93556 | IMAG SUPERVS I&R-CATH; PULM ANGI | 721 | 4.9 | 1.20 |
| 62311 | INJ 1 NOT NEUROLYTIC-EPID; LUMB/ | 570 | 3.9 | 1.69 |
| 69436 | TYMPANOSTOMY GENERAL ANESTHESIA | 518 | 3.5 | 2.08 |
| 93510 | LT HRT CATH RETRO-BRACH/FEM; PER | 501 | 3.4 | 1.12 |
| 45380 | COLONOSCOPY FLEX; W/BX 1/MX | 379 | 2.6 | 5.50 |
| 93526 | COMB RT HRT CATH&RETRO LT HRT CA | 308 | 2.1 | 0.41 |
| 42820 | T&A; UNDER AGE 12 | 289 | 2.0 | 1.38 |
| 45378 | COLONOSCOPY FLEX; DX-SEP PROC | 274 | 1.9 | 7.15 |
| 43239 | UGI ENDO; W/BX 1/MX | 273 | 1.9 | 5.40 |
| 47563 | LAPARSCPY SURG; CHOLECT W/CHOLAN | 263 | 1.8 | 1.24 |
| 29881 | SCOPE KNEE SURG;W/MENISCECT MED/ | 201 | 1.4 | 1.52 |
| 29826 | SCOPE SHOULDER; DECOMP SUBACROM | 175 | 1.2 | 0.96 |
| 30520 | SEPTOPLASTY/SUBMUCOS RES W/GFT | 164 | 1.1 | 0.71 |
| 62310 | INJ 1 NOT NEUROLYTIC-EPID;CERV/T | 142 | 1.0 | 0.36 |
| 49505 | REPR INIT ING HERNIA 5YR/MORE; R | 136 | 0.9 | 0.95 |
| 43235 | UGI ENDO; DX W/VO CLCT SPECMN-SP | 130 | 0.9 | 1.34 |
| 64721 | NEUROPLASTY; MEDIAN CARPAL TUNNE | 130 | 0.9 | 0.72 |

SOURCE: Utah Ambulatory Surgery Database

Utah Health Data Committee/Office of Health Care Statistics

Reportable* excludes codes in the former "Other" category and CPT4 blood draw codes in previous reports.

AMB ST 1-3

UTAH HOSPITAL AND FREESTANDING AMBULATORY SURGERY CENTER (FASC) UTILIZATION AND CHARGE PROFILE OF OUTPATIENT SURGERY, 2005
 AVERAGE TOTAL CHARGES FOR MOST COMMONLY PERFORMED CPT-4 AND ICD-9 REPORTABLE* PROCEDURES, SINGLE ICD-9 OR CPT-4 ONLY

140 Dixie Regional Medical Center

| ICD-9 CODE | ICD-9 DESCRIPTION | # | AVE TOT CHRG | AVE TOT CHRG(ALL Hospitals) |
|------------------|-------------------------------------|-------|--------------|------------------------------|
| ICD-9 Procedures | | 5,313 | \$3,612 | \$2,879 |
| 3722 | LEFT HEART CARDIAC CATHETERIZATION | 552 | \$5,008 | \$6,068 |
| 3723 | COMBINED RIGHT&LEFT HEART CARD CATH | 293 | \$5,198 | \$6,505 |
| 283 | TONSILLECTOMY WITH ADENOIDECTOMY | 278 | \$2,052 | \$1,976 |
| 4523 | COLONOSCOPY | 233 | \$795 | \$903 |
| 5123 | LAPAROSCOPIC CHOLECYSTECTOMY | 232 | \$5,420 | \$5,675 |
| 4542 | ENDO POLYPECTOMY LARGE INTESTINE | 208 | \$1,058 | \$1,238 |
| 4516 | EGD W/CLOS BX | 147 | \$1,498 | \$1,210 |
| 2349 | OTHER DENTAL RESTORATION | 103 | \$2,311 | \$2,559 |
| 4513 | OTHER ENDOSCOPY OF SMALL INTESTINE | 90 | \$1,071 | \$1,077 |
| 8521 | LOCAL EXCISION OF LESION OF BREAST | 76 | \$2,662 | \$2,505 |
| 0443 | RELEASE OF CARPAL TUNNEL | 75 | \$1,939 | \$1,948 |
| 5304 | UNILAT REPR INDIRECT ING HERN-GFT | 74 | \$4,031 | \$3,549 |
| 282 | TONSILLECTOMY WITHOUT ADENOIDECTOMY | 67 | \$2,162 | \$2,177 |
| 6902 | DILATION&CURET FOLLOWING DELIV/AB | 64 | \$2,098 | \$2,542 |
| 598 | URETERAL CATHETERIZATION | 58 | \$4,194 | \$4,845 |
| 806 | EXCISION SEMILUNAR CARTILAGE KNEE | 56 | \$3,576 | \$3,682 |
| 5011 | CLOSED BIOPSY OF LIVER | 55 | \$1,752 | \$2,156 |
| 4524 | FLEXIBLE SIGMOIDOSCOPY | 54 | \$388 | \$712 |
| 5749 | OTH TRANSURETH EXC/DEST LES BLADDER | 51 | \$3,108 | \$3,501 |
| 0331 | SPINAL TAP | 48 | \$1,044 | \$1,802 |

| CPT-4 CODE | CPT-4 DESCRIPTION | # | AVE TOT CHRG | AVE TOT CHRG(ALL Hospitals) |
|------------------|----------------------------------|-------|--------------|------------------------------|
| CPT-4 Procedures | | 5,341 | \$2,562 | \$2,664 |
| 62311 | INJ 1 NOT NEUROLYTIC-EPID; LUMB/ | 553 | \$691 | \$941 |
| 69436 | TYMPANOSTOMY GENERAL ANESTHESIA | 375 | \$1,007 | \$1,069 |
| 45380 | COLONOSCOPY FLEX; W/BX 1/MX | 290 | \$1,069 | \$1,227 |
| 47563 | LAPARSCPY SURG; CHOLECT W/CHOLAN | 231 | \$5,409 | \$5,930 |
| 45378 | COLONOSCOPY FLEX; DX-SEP PROC | 230 | \$795 | \$907 |
| 42820 | T&A; UNDER AGE 12 | 196 | \$1,970 | \$1,897 |
| 43239 | UGI ENDO; W/BX 1/MX | 141 | \$1,478 | \$1,205 |
| 62310 | INJ 1 NOT NEUROLYTIC-EPID;CERV/T | 141 | \$689 | \$1,017 |
| 49505 | REPR INIT ING HERNIA 5YR/MORE; R | 112 | \$3,675 | \$3,442 |
| 41899 | UNLIST PROC DENTOALVEOL STRUCTUR | 105 | \$2,306 | \$2,357 |
| 20680 | REMOVAL OF IMPLANT; DEEP | 79 | \$2,701 | \$2,573 |
| 64721 | NEUROPLASTY; MEDIAN CARPAL TUNNE | 75 | \$1,908 | \$1,939 |
| 29881 | SCOPE KNEE SURG;W/MENISCECT MED/ | 74 | \$3,586 | \$3,661 |
| 42821 | T&A; AGE 12 OR OVER | 72 | \$2,307 | \$2,175 |
| 19120 | EXC BRST CYST TUMR/LES OPN M/F 1 | 66 | \$2,550 | \$2,463 |
| 42826 | TONSILLECTOMY PRIM/SEC; AGE 12/O | 62 | \$2,181 | \$2,223 |
| 43235 | UGI ENDO; DX W/WO CLCT SPECMN-SP | 62 | \$919 | \$1,012 |
| 47000 | BIOPSY LIVER NEEDLE; PERCUTANEOU | 53 | \$1,750 | \$2,075 |
| 45330 | SIGMOIDOSCOPY FLEX; DX-SEP PROC | 51 | \$340 | \$595 |
| 62270 | SPINAL PUNCTURE LUMBAR DIAGNOSTI | 47 | \$1,060 | \$1,725 |

SOURCE: Utah Ambulatory Surgery Database
 Reportable* excludes codes in the former "Other" category and CPT4 blood draw codes in previous reports.

AMB ST 1-4
UTAH HOSPITAL AND FREESTANDING AMBULATORY SURGERY CENTER (FASC) UTILIZATION AND CHARGE PROFILE OF OUTPATIENT SURGERY, 2005
PROCEDURE APG CATEGORY, PROCEDURE APG, BASED ON REPORTABLE* CPT-4 PROCEDURES

140 Dixie Regional Medical Center

| Procedure APG category | | TOTAL # | TOTAL # (ALL Hospitals) |
|------------------------|---|---------|-------------------------|
| Procedure APG | | | |
| 01 | INTEGUMENTARY SYSTEM | 479 | 9,625 |
| | 002 SUPERFICIAL NEEDLE BIOPSY AND ASPIRATION | 188 | 2,764 |
| | 003 COMPLEX INCISION AND DRAINAGE | 4 | 93 |
| | 004 SIMPLE INCISION AND DRAINAGE | 2 | 36 |
| | 006 SIMPLE DEBRIDEMENT AND DESTRUCTION | 3 | 163 |
| | 007 COMPLEX EXCISION, BIOPSY AND DEBRIDEMENT | 52 | 1,172 |
| | 008 SIMPLE EXCISION AND BIOPSY | 65 | 975 |
| | 009 COMPLEX SKIN REPAIRS INCL INTEGUMENT GRAFTS, TRANSFER & REARRANGE | 13 | 1,274 |
| | 011 SIMPLE INCISION AND EXCISION OF BREAST | 110 | 2,672 |
| | 012 BREAST RECONSTRUCTION AND MASTECTOMY | 42 | 461 |
| 02 | MUSCULOSKELETAL SYSTEM | 2,356 | 55,271 |
| | 021 COMPLEX MUSCULOSKELETAL PROCEDURES EXCLUDING HAND AND FOOT | 255 | 6,574 |
| | 022 SIMPLE MUSCULOSKELETAL PROCEDURES EXCLUDING HAND AND FOOT | 96 | 2,116 |
| | 023 COMPLEX HAND AND FOOT MUSCULOSKELETAL PROCEDURES | 87 | 1,982 |
| | 024 SIMPLE HAND AND FOOT MUSCULOSKELETAL PROCEDURES | 429 | 11,501 |
| | 025 ARTHROSCOPY | 1,140 | 23,586 |
| | 028 CLOSED TREATMENT FX & DISLOCATION OF FINGER, TOE & TRUNK | 5 | 56 |
| | 029 CLOSED TREATMENT FX & DISLOCATION EXC FINGER, TOE & TRUNK | 28 | 610 |
| | 030 OPEN OR PERCUTANEOUS TREATMENT OF FRACTURES | 192 | 4,047 |
| | 031 BONE OR JOINT MANIPULATION UNDER ANESTHESIA | 7 | 429 |
| | 032 BUNION PROCEDURES | 57 | 1,497 |
| | 033 ARTHROPLASTY | 35 | 534 |
| | 035 ARTHROCENTESIS AND LIGAMENT OR TENDON INJECTION | 25 | 1,881 |
| 03 | RESPIRATORY SYSTEM | 582 | 7,516 |
| | 052 NEEDLE AND CATHETER BIOPSY, ASPIRATION, LAVAGE AND INTUBATION | 25 | 721 |
| | 053 COMPLEX ENDOSCOPY OF THE UPPER AIRWAY | 383 | 4,668 |
| | 054 SIMPLE ENDOSCOPY OF THE UPPER AIRWAY | 12 | 343 |
| | 055 ENDOSCOPY OF THE LOWER AIRWAY | 162 | 1,784 |
| 04 | CARDIOVASCULAR SYSTEM | 4,263 | 31,224 |
| | 074 CARDIAC ELECTROPHYSIOLOGIC TESTS | 24 | 3,470 |
| | 075 PLACEMENT OF TRANSVENOUS CATHETERS | 1 | 67 |
| | 076 DIAGNOSTIC CARDIAC CATHETERIZATION | 3,980 | 22,437 |
| | 077 ANGIOPLASTY AND TRANSCATHETER PROCEDURES | 75 | 2,087 |
| | 078 PACEMAKER INSERTION AND REPLACEMENT | 35 | 606 |
| | 079 REMOVAL AND REVISION OF PACEMAKER AND VASCULAR DEVICE | 38 | 844 |
| | 080 MINOR VASCULAR REPAIR AND FISTULA CONSTRUCTION | 77 | 743 |
| | 081 SECONDARY VARICOSE VEINS AND VASCULAR INJECTION | 11 | 415 |
| | 082 VASCULAR LIGATION | 22 | 540 |
| 05 | HEMATOLOGIC, LYMPHATIC, AND ENDOCRINE | 114 | 2,858 |
| | 092 CHEMOTHERAPY EXCEPT BY EXTENDED INFUSION | 2 | 11 |
| | 095 DEEP LYMPH STRUCTURE AND THYROID PROCEDURES | 105 | 1,920 |
| | 097 TRANSFUSION | 7 | 808 |
| 06 | DIGESTIVE SYSTEM | 2,629 | 103,000 |
| | 112 ESOPHAGEAL DILATION WITHOUT ENDOSCOPY | 78 | 1,254 |
| | 113 ANOSCOPY WITH BIOPSY AND DIAGNOSTIC PROCTOSIGMOIDOSCOPY | 68 | 683 |
| | 114 PROCTOSIGMOIDOSCOPY WITH EXCISION OR BIOPSY | 45 | 445 |

AMB ST 1-4
UTAH HOSPITAL AND FREESTANDING AMBULATORY SURGERY CENTER (FASC) UTILIZATION AND CHARGE PROFILE OF OUTPATIENT SURGERY, 2005
PROCEDURE APG CATEGORY, PROCEDURE APG, BASED ON REPORTABLE* CPT-4 PROCEDURES

140 Dixie Regional Medical Center

| procedure APG category | | TOTAL # | TOTAL # (ALL Hospitals) |
|------------------------|--|---------|-------------------------|
| procedure APG | | | |
| | 115 DIAGNOSTIC UPPER GI ENDOSCOPY OR INTUBATION | 413 | 20,979 |
| | 116 THERAPEUTIC UPPER GI ENDOSCOPY OR INTUBATION | 137 | 5,802 |
| | 117 LOWER GASTROINTESTINAL ENDOSCOPY | 737 | 47,252 |
| | 118 ERCP AND MISCELLANEOUS GI ENDOSCOPY PROCEDURES | 75 | 1,917 |
| | 119 HERNIA AND HYDROCELE PROCEDURES | 303 | 7,107 |
| | 120 COMPLEX ANAL AND RECTAL PROCEDURES | 36 | 966 |
| | 121 SIMPLE ANAL AND RECTAL PROCEDURES | 23 | 565 |
| | 122 MISCELLANEOUS ABDOMINAL PROCEDURES | 26 | 490 |
| | 123 COMPLEX LAPAROSCOPIC PROCEDURES | 683 | 14,888 |
| | 124 SIMPLE LAPAROSCOPIC PROCEDURES | 5 | 244 |
| 07 | URINARY SYSTEM | 523 | 7,371 |
| | 131 RENAL EXTRACORPOREAL SHOCK WAVE LITHOTRIPSY | 17 | 766 |
| | 133 URINARY CATHETERIZATION AND DILATATION | 24 | 399 |
| | 134 COMPLEX CYSTOURETHROSCOPY AND LITHOLAPAXY | 305 | 3,433 |
| | 135 MODERATE CYSTOURETHROSCOPY | 123 | 1,850 |
| | 136 SIMPLE CYSTOURETHROSCOPY | 34 | 617 |
| | 137 COMPLEX URETHRAL PROCEDURES | 12 | 156 |
| | 138 SIMPLE URETHRAL PROCEDURES | 8 | 149 |
| 08 | MALE GENITAL SYSTEM | 116 | 2,798 |
| | 151 TESTICULAR AND EPIDIDYMAL PROCEDURES | 73 | 1,409 |
| | 152 INSERTION OF PENILE PROSTHESIS | 2 | 85 |
| | 153 COMPLEX PENILE PROCEDURES | 12 | 415 |
| | 154 SIMPLE PENILE PROCEDURES | 26 | 711 |
| | 155 PROSTATE NEEDLE AND PUNCH BIOPSY | 3 | 178 |
| 09 | FEMALE GENITAL SYSTEM | 302 | 6,527 |
| | 176 COMPLEX FEMALE REPRODUCTIVE PROCEDURES | 132 | 1,506 |
| | 177 SIMPLE FEMALE REPRODUCTIVE PROCEDURES | 81 | 1,484 |
| | 178 DILATION AND CURETTAGE | 30 | 663 |
| | 179 HYSTEROSCOPY | 42 | 2,678 |
| | 180 COLPOSCOPY | 17 | 196 |
| 10 | NERVOUS SYSTEM | 1,127 | 27,778 |
| | 195 NERVOUS SYSTEM INJECTIONS, STIMULATIONS OR CRANIAL TAP | 775 | 21,371 |
| | 196 REVISION AND REMOVAL OF NEUROLOGICAL DEVICE | 31 | 229 |
| | 197 NEUROSTIMULATOR AND VENTRICULAR SHUNT IMPLANTATION | 44 | 776 |
| | 198 NERVE REPAIR AND DESTRUCTION | 225 | 4,700 |
| | 199 SPINAL TAP | 52 | 702 |
| 11 | EYE AND OCULAR ADNEXA | 13 | 11,487 |
| | 214 CATARACT PROCEDURES | 1 | 4,675 |
| | 215 COMPLEX ANTERIOR SEGMENT EYE PROCEDURES | 1 | 528 |
| | 216 MODERATE ANTERIOR SEGMENT EYE PROCEDURES | 2 | 322 |
| | 221 COMPLEX REPAIR AND PLASTIC PROCEDURES OF EYE | 6 | 787 |
| | 222 SIMPLE REPAIR AND PLASTIC PROCEDURES OF EYE | 3 | 630 |
| 12 | FACIAL, EAR, NOSE, MOUTH AND THROAT | 1,798 | 28,941 |
| | 233 NASAL CAUTERIZATION AND PACKING | 10 | 204 |
| | 234 COMPLEX FACIAL AND ENT PROCEDURES | 308 | 5,313 |
| | 235 SIMPLE FACIAL AND ENT PROCEDURES | 921 | 14,825 |

AMB ST 1-4
UTAH HOSPITAL AND FREESTANDING AMBULATORY SURGERY CENTER (FASC) UTILIZATION AND CHARGE PROFILE OF OUTPATIENT SURGERY, 2005
PROCEDURE APG CATEGORY, PROCEDURE APG, BASED ON REPORTABLE* CPT-4 PROCEDURES

140 Dixie Regional Medical Center

| procedure APG category | procedure APG | TOTAL # | TOTAL # (ALL Hospitals) |
|------------------------|---|---------|-------------------------|
| 13 | 236 TONSIL AND ADENOID PROCEDURES | 559 | 8,558 |
| | THERAPEUTIC AND OTHER RADIOLOGICAL PROCEDURES | 66 | 3,489 |
| | 253 VASCULAR RADIOLOGY EXCEPT FOR VENOGRAPHY OF EXTREMITY | 59 | 1,503 |
| | 255 MISCELLANEOUS RADIOLOGICAL PROCEDURES WITH CONTRAST | 7 | 1,673 |

SOURCE: Utah Ambulatory Surgery Database
 Utah Health Data Committee/Office of Health Care Statistics
 Reportable* excludes codes in the former "Other" category and CPT blood draw codes in previous reports.

AMB ST 1-5
UTAH HOSPITAL AND FREESTANDING AMBULATORY SURGERY CENTER (FASC) UTILIZATION AND CHARGE PROFILE OF OUTPATIENT SURGERY, 2005
PROCEDURE APG CATEGORY, PROCEDURE APG, SINGLE APG ONLY
BASED ON REPORTABLE* CPT-4 PROCEDURES

140 Dixie Regional Medical Center

| Procedure APG category | Procedure APG | TOTAL # | AVE TOT CHR | AVE TOT CHR(ALL Hospitals) |
|------------------------|---|---------|-------------|-----------------------------|
| 01 | INTEGUMENTARY SYSTEM | 363 | \$2,514 | \$2,720 |
| | 002 SUPERFICIAL NEEDLE BIOPSY AND ASPIRATION | 162 | \$2,096 | \$2,110 |
| | 003 COMPLEX INCISION AND DRAINAGE | 3 | \$2,962 | \$3,617 |
| | 004 SIMPLE INCISION AND DRAINAGE | 2 | \$1,934 | \$2,404 |
| | 006 SIMPLE DEBRIDEMENT AND DESTRUCTION | 1 | \$4,285 | \$2,265 |
| | 007 COMPLEX EXCISION, BIOPSY AND DEBRIDEMENT | 24 | \$2,756 | \$2,947 |
| | 008 SIMPLE EXCISION AND BIOPSY | 44 | \$2,272 | \$2,811 |
| | 009 COMPLEX SKIN REPAIRS INCL INTEGUMENT GRAFTS, TRANSFER & REARRAN | 8 | \$3,099 | \$3,441 |
| | 011 SIMPLE INCISION AND EXCISION OF BREAST | 86 | \$2,735 | \$2,717 |
| | 012 BREAST RECONSTRUCTION AND MASTECTOMY | 33 | \$3,936 | \$4,527 |
| 02 | MUSCULOSKELETAL SYSTEM | 753 | \$3,827 | \$3,739 |
| | 021 COMPLEX MUSCULOSKELETAL PROCEDURES EXCLUDING HAND AND FOOT | 93 | \$5,291 | \$5,677 |
| | 022 SIMPLE MUSCULOSKELETAL PROCEDURES EXCLUDING HAND AND FOOT | 18 | \$2,852 | \$3,550 |
| | 023 COMPLEX HAND AND FOOT MUSCULOSKELETAL PROCEDURES | 24 | \$4,399 | \$4,293 |
| | 024 SIMPLE HAND AND FOOT MUSCULOSKELETAL PROCEDURES | 200 | \$2,707 | \$2,497 |
| | 025 ARTHROSCOPY | 202 | \$4,281 | \$4,162 |
| | 028 CLOSED TREATMENT FX & DISLOCATION OF FINGER, TOE & TRUNK | 3 | \$2,439 | \$2,328 |
| | 029 CLOSED TREATMENT FX & DISLOCATION EXC FINGER, TOE & TRUNK | 21 | \$2,646 | \$2,873 |
| | 030 OPEN OR PERCUTANEOUS TREATMENT OF FRACTURES | 141 | \$4,260 | \$4,697 |
| | 032 BUNION PROCEDURES | 21 | \$3,420 | \$3,289 |
| | 033 ARTHROPLASTY | 18 | \$4,361 | \$5,262 |
| | 035 ARTHROCENTESIS AND LIGAMENT OR TENDON INJECTION | 12 | \$1,060 | \$792 |
| 03 | RESPIRATORY SYSTEM | 62 | \$2,476 | \$1,861 |
| | 052 NEEDLE AND CATHETER BIOPSY, ASPIRATION, LAVAGE AND INTUBATION | 12 | \$1,729 | \$1,117 |
| | 053 COMPLEX ENDOSCOPY OF THE UPPER AIRWAY | 32 | \$3,053 | \$3,101 |
| | 055 ENDOSCOPY OF THE LOWER AIRWAY | 18 | \$1,948 | \$2,026 |
| 04 | CARDIOVASCULAR SYSTEM | 109 | \$7,430 | \$11,714 |
| | 074 CARDIAC ELECTROPHYSIOLOGIC TESTS | 4 | \$47,235 | \$22,994 |
| | 076 DIAGNOSTIC CARDIAC CATHETERIZATION | 13 | \$4,391 | \$7,275 |
| | 077 ANGIOPLASTY AND TRANSCATHETER PROCEDURES | 4 | \$9,647 | \$18,442 |
| | 078 PACEMAKER INSERTION AND REPLACEMENT | 12 | \$16,055 | \$20,119 |
| | 079 REMOVAL AND REVISION OF PACEMAKER AND VASCULAR DEVICE | 4 | \$5,775 | \$7,717 |
| | 080 MINOR VASCULAR REPAIR AND FISTULA CONSTRUCTION | 56 | \$4,417 | \$4,543 |
| | 081 SECONDARY VARICOSE VEINS AND VASCULAR INJECTION | 9 | \$3,568 | \$12,911 |
| | 082 VASCULAR LIGATION | 7 | \$4,291 | \$4,974 |
| 05 | HEMATOLOGIC, LYMPHATIC, AND ENDOCRINE | 71 | \$3,799 | \$4,419 |
| | 095 DEEP LYMPH STRUCTURE AND THYROID PROCEDURES | 71 | \$3,799 | \$4,406 |
| 06 | DIGESTIVE SYSTEM | 1,608 | \$2,531 | \$1,962 |
| | 112 ESOPHAGEAL DILATION WITHOUT ENDOSCOPY | 2 | \$1,045 | \$1,144 |
| | 113 ANOSCOPY WITH BIOPSY AND DIAGNOSTIC PROCTOSIGMOIDOSCOPY | 55 | \$497 | \$984 |
| | 114 PROCTOSIGMOIDOSCOPY WITH EXCISION OR BIOPSY | 41 | \$648 | \$1,169 |
| | 115 DIAGNOSTIC UPPER GI ENDOSCOPY OR INTUBATION | 205 | \$1,308 | \$1,165 |
| | 116 THERAPEUTIC UPPER GI ENDOSCOPY OR INTUBATION | 65 | \$1,364 | \$1,658 |
| | 117 LOWER GASTROINTESTINAL ENDOSCOPY | 557 | \$965 | \$1,067 |
| | 118 ERCP AND MISCELLANEOUS GI ENDOSCOPY PROCEDURES | 17 | \$3,691 | \$3,503 |

AMB ST 1-5
UTAH HOSPITAL AND FREESTANDING AMBULATORY SURGERY CENTER (FASC) UTILIZATION AND CHARGE PROFILE OF OUTPATIENT SURGERY, 2005
PROCEDURE APG CATEGORY, PROCEDURE APG, SINGLE APG ONLY
BASED ON REPORTABLE* CPT-4 PROCEDURES

140 Dixie Regional Medical Center

| procedure APG category Procedure APG | TOTAL # | AVE TOT CHR | AVE TOT CHRG(ALL Hospitals) |
|--|---------|-------------|------------------------------|
| 119 HERNIA AND HYDROCELE PROCEDURES | 216 | \$3,553 | \$3,280 |
| 120 COMPLEX ANAL AND RECTAL PROCEDURES | 28 | \$3,195 | \$2,685 |
| 121 SIMPLE ANAL AND RECTAL PROCEDURES | 11 | \$1,243 | \$1,870 |
| 122 MISCELLANEOUS ABDOMINAL PROCEDURES | 12 | \$2,469 | \$2,977 |
| 123 COMPLEX LAPAROSCOPIC PROCEDURES | 396 | \$5,403 | \$5,679 |
| 124 SIMPLE LAPAROSCOPIC PROCEDURES | 3 | \$5,830 | \$9,924 |
| 07 URINARY SYSTEM | 189 | \$3,477 | \$4,153 |
| 133 URINARY CATHETERIZATION AND DILATATION | 3 | \$2,191 | \$3,375 |
| 134 COMPLEX CYSTOURETHROSCOPY AND LITHOLAPAXY | 124 | \$3,535 | \$4,141 |
| 135 MODERATE CYSTOURETHROSCOPY | 42 | \$3,005 | \$3,140 |
| 136 SIMPLE CYSTOURETHROSCOPY | 13 | \$2,853 | \$2,217 |
| 137 COMPLEX URETHRAL PROCEDURES | 4 | \$11,096 | \$4,424 |
| 138 SIMPLE URETHRAL PROCEDURES | 3 | \$1,532 | \$1,708 |
| 08 MALE GENITAL SYSTEM | 63 | \$4,549 | \$3,036 |
| 151 TESTICULAR AND EPIDIDYMAL PROCEDURES | 32 | \$2,729 | \$2,586 |
| 152 INSERTION OF PENILE PROSTHESIS | 2 | \$16,887 | \$16,730 |
| 153 COMPLEX PENILE PROCEDURES | 10 | \$12,422 | \$3,166 |
| 154 SIMPLE PENILE PROCEDURES | 19 | \$2,172 | \$1,905 |
| 09 FEMALE GENITAL SYSTEM | 136 | \$3,155 | \$3,633 |
| 176 COMPLEX FEMALE REPRODUCTIVE PROCEDURES | 48 | \$3,614 | \$4,657 |
| 177 SIMPLE FEMALE REPRODUCTIVE PROCEDURES | 43 | \$2,572 | \$2,716 |
| 178 DILATION AND CURETTAGE | 16 | \$1,991 | \$2,156 |
| 179 HYSTEROSCOPY | 27 | \$3,952 | \$4,046 |
| 180 COLPOSCOPY | 2 | \$3,254 | \$1,802 |
| 10 NERVOUS SYSTEM | 895 | \$871 | \$1,539 |
| 195 NERVOUS SYSTEM INJECTIONS, STIMULATIONS OR CRANIAL TAP | 748 | \$690 | \$994 |
| 196 REVISION AND REMOVAL OF NEUROLOGICAL DEVICE | 4 | \$3,233 | \$5,892 |
| 198 NERVE REPAIR AND DESTRUCTION | 96 | \$2,093 | \$2,246 |
| 199 SPINAL TAP | 47 | \$1,060 | \$1,728 |
| 11 EYE AND OCULAR ADNEXA | 5 | \$3,416 | \$2,803 |
| 221 COMPLEX REPAIR AND PLASTIC PROCEDURES OF EYE | 4 | \$3,943 | \$3,502 |
| 222 SIMPLE REPAIR AND PLASTIC PROCEDURES OF EYE | 1 | \$1,307 | \$2,026 |
| 12 FACIAL, EAR, NOSE, MOUTH AND THROAT | 965 | \$1,866 | \$2,232 |
| 233 NASAL CAUTERIZATION AND PACKING | 5 | \$2,472 | \$2,648 |
| 234 COMPLEX FACIAL AND ENT PROCEDURES | 79 | \$4,278 | \$4,546 |
| 235 SIMPLE FACIAL AND ENT PROCEDURES | 539 | \$1,372 | \$1,623 |
| 236 TONSIL AND ADENOID PROCEDURES | 342 | \$2,079 | \$2,001 |
| 13 THERAPEUTIC AND OTHER RADIOLOGICAL PROCEDURES | 2 | \$17,895 | \$3,887 |
| 253 VASCULAR RADIOLOGY EXCEPT FOR VENOGRAPHY OF EXTREMITY | 1 | \$30,481 | \$12,212 |
| 255 MISCELLANEOUS RADIOLOGICAL PROCEDURES WITH CONTRAST | 1 | \$5,308 | \$2,848 |

SOURCE: Utah Ambulatory Surgery Database

Utah Health Data Committee/Office of Health Care Statistics

Reportable* excludes codes in the former "Other" category and CPT blood draw codes in previous reports.

AMB ST 1-6
UTAH HOSPITAL AND FREESTANDING AMBULATORY SURGERY CENTER (FASC) UTILIZATION AND CHARGE PROFILE OF OUTPATIENT SURGERY, 2005
NUMBER OF SELECTED AMBULATORY SURGERY PATIENT VISITS BY PATIENT PROFILE

140 Dixie Regional Medical Center

| Patient Profile | Patient Visits | | Patient Visits-All Hospitals | |
|----------------------------|----------------|------|------------------------------|------|
| | (#) | (%) | (#) | (%) |
| GENDER | | | | |
| Female | 4,459 | 51.7 | 121,269 | 54.3 |
| Male | 4,163 | 48.3 | 101,991 | 45.7 |
| Unknown | 0 | 0.0 | 13 | 0.0 |
| Not Reported | 0 | 0.0 | 5 | 0.0 |
| AGE | | | | |
| 1-28 days | 1 | 0.0 | 469 | 0.2 |
| 29-365 days | 154 | 1.8 | 3,008 | 1.3 |
| 1-4 years | 547 | 6.3 | 10,999 | 4.9 |
| 5-9 | 322 | 3.7 | 6,321 | 2.8 |
| 10-14 | 216 | 2.5 | 4,532 | 2.0 |
| 15-17 | 240 | 2.8 | 4,858 | 2.2 |
| 18-19 | 129 | 1.5 | 3,511 | 1.6 |
| 20-24 | 382 | 4.4 | 10,616 | 4.8 |
| 25-29 | 320 | 3.7 | 12,207 | 5.5 |
| 30-34 | 359 | 4.2 | 11,660 | 5.2 |
| 35-39 | 339 | 3.9 | 11,852 | 5.3 |
| 40-44 | 388 | 4.5 | 14,382 | 6.4 |
| 45-49 | 529 | 6.1 | 17,465 | 7.8 |
| 50-54 | 625 | 7.2 | 24,332 | 10.9 |
| 55-59 | 566 | 6.6 | 20,472 | 9.2 |
| 60-64 | 728 | 8.4 | 17,241 | 7.7 |
| 65-69 | 791 | 9.2 | 15,102 | 6.8 |
| 70-74 | 810 | 9.4 | 12,741 | 5.7 |
| 75-79 | 650 | 7.5 | 10,692 | 4.8 |
| 80-84 | 344 | 4.0 | 6,850 | 3.1 |
| 85-89 | 154 | 1.8 | 3,124 | 1.4 |
| 90 + | 28 | 0.3 | 842 | 0.4 |
| Not Reported | 1 | 0.0 | 471 | 0.2 |
| SOURCE OF ADMISSION | | | | |
| Physician Referral | 8,314 | 96.4 | 197,732 | 88.6 |
| Clinic Referral | 3 | 0.0 | 511 | 0.2 |
| HMO Referral | 3 | 0.0 | 3,452 | 1.5 |
| Other Hospital | 8 | 0.1 | 121 | 0.1 |
| Skilled Nursing Facility | 0 | 0.0 | 19 | 0.0 |
| Other Health Care Facility | 2 | 0.0 | 36 | 0.0 |
| Emergency Room | 292 | 3.4 | 4,092 | 1.8 |
| Court/Law Enforcement | 0 | 0.0 | 0 | 0.0 |
| Unknown | 0 | 0.0 | 7 | 0.0 |
| Not Reported | 0 | 0.0 | 17,308 | 7.8 |

(Continued)

AMB ST 1-6
UTAH HOSPITAL AND FREESTANDING AMBULATORY SURGERY CENTER (FASC) UTILIZATION AND CHARGE PROFILE OF OUTPATIENT SURGERY, 2005
NUMBER OF SELECTED AMBULATORY SURGERY PATIENT VISITS BY PATIENT PROFILE

140 Dixie Regional Medical Center

| Patient Profile | Patient Visits | | Patient Visits-All Hospitals | |
|---|----------------|------|------------------------------|------|
| | (#) | (%) | (#) | (%) |
| DISCHARGE STATUS | | | | |
| Home or Self Care | 8,599 | 99.7 | 222,736 | 99.8 |
| Another Hospital | 2 | 0.0 | 119 | 0.1 |
| Skilled Nursing Facility | 5 | 0.1 | 104 | 0.0 |
| Intermediate Care Facility | 0 | 0.0 | 9 | 0.0 |
| Another Type of Institution | 0 | 0.0 | 26 | 0.0 |
| Under Care of Home Service | 15 | 0.2 | 191 | 0.1 |
| Left Against Medical Advice | 1 | 0.0 | 24 | 0.0 |
| Under Care of Home IV Provider | 0 | 0.0 | 11 | 0.0 |
| Expired | 0 | 0.0 | 12 | 0.0 |
| Unknown | 0 | 0.0 | 46 | 0.0 |
| Not Reported | 0 | 0.0 | 0 | 0.0 |
| PRIMARY PAYER | | | | |
| Medicare | 2,815 | 32.6 | 49,290 | 22.1 |
| Medicaid | 782 | 9.1 | 14,728 | 6.6 |
| Other government | 240 | 2.8 | 5,443 | 2.4 |
| Blue Cross/Blue Shield | 892 | 10.3 | 29,900 | 13.4 |
| Other Commercial | 703 | 8.2 | 14,398 | 6.4 |
| Managed Care(HMO, PPO) | 2,766 | 32.1 | 101,684 | 45.5 |
| Self Pay | 98 | 1.1 | 2,175 | 1.0 |
| Industrial & Worker Comp | 187 | 2.2 | 4,017 | 1.8 |
| Charity and Unclassified | 1 | 0.0 | 206 | 0.1 |
| Childrens Health Insurance | 20 | 0.2 | 197 | 0.1 |
| Unknown | 118 | 1.4 | 1,148 | 0.5 |
| Not Reported | 0 | 0.0 | 92 | 0.0 |
| LOCAL HEALTH DISTRICT OF PATIENT RESIDENCE | | | | |
| Bear River | 7 | 0.1 | 15,256 | 6.8 |
| Central Utah | 54 | 0.6 | 8,217 | 3.7 |
| Davis County | 12 | 0.1 | 22,608 | 10.1 |
| Salt Lake County | 26 | 0.3 | 78,843 | 35.3 |
| Southeastern Utah | 11 | 0.1 | 5,233 | 2.3 |
| Southwest Utah | 7,460 | 86.5 | 12,333 | 5.5 |
| Summit County | 5 | 0.1 | 3,135 | 1.4 |
| Tooele County | 0 | 0.0 | 4,296 | 1.9 |
| Tri-County | 2 | 0.0 | 5,769 | 2.6 |
| Utah County | 11 | 0.1 | 35,901 | 16.1 |
| Wasatch County | 0 | 0.0 | 1,724 | 0.8 |
| Weber County | 2 | 0.0 | 20,598 | 9.2 |
| Unknown Utah | 2 | 0.0 | 49 | 0.0 |
| Outside Utah | 1,024 | 11.9 | 9,153 | 4.1 |
| Unknown, Not Reported | 6 | 0.1 | 163 | 0.1 |

SOURCE: Utah Ambulatory Surgery Database,
Utah Health Data Committee/Office of Health Care Statistics.

AMB ST 1-1
UTAH HOSPITAL AND FREESTANDING AMBULATORY SURGERY CENTER (FASC) UTILIZATION AND CHARGE PROFILE OF OUTPATIENT SURGERY, 2005
NUMBER OF CPT-4 AND ICD-9 REPORTABLE* PROCEDURES BY SELECTED AMBULATORY SURGERY REPORTING CATEGORY

115 Fillmore Community Medical Center

| Reporting Category(ICD-9-CM CODES) | Procedures Performed | | Procedures Performed-All Hospitals | |
|--|----------------------|-------|------------------------------------|-------|
| | (#) | (%) | (#) | (%) |
| Reporting Category(ICD-9-CM CODES) | 208 | 100.0 | 319,528 | 100.0 |
| Mastectomy (85.0-85.99) | 1 | 0.5 | 7,251 | 2.3 |
| Musculoskeletal (76.0-84.99) | 2 | 1.0 | 62,442 | 19.5 |
| Respiratory (30.0-34.99) | 0 | 0.0 | 3,352 | 1.0 |
| Cardiovascular (35.0-39.99) | 0 | 0.0 | 16,471 | 5.2 |
| Lymphatic/Hemetic (40.0-41.99) | 0 | 0.0 | 2,955 | 0.9 |
| Digestive System (42.0-54.99) | 168 | 80.8 | 105,537 | 33.0 |
| Urinary (55.0-59.99) | 0 | 0.0 | 8,250 | 2.6 |
| Male Genital (60.0-64.99) | 1 | 0.5 | 3,729 | 1.2 |
| Female Genital (65.0-71.99) | 8 | 3.8 | 14,736 | 4.6 |
| Endocrine/Nervous (01.0-07.99) | 11 | 5.3 | 30,031 | 9.4 |
| Eye (08.0-16.99) | 0 | 0.0 | 19,655 | 6.2 |
| Ear (18.0-20.99) | 7 | 3.4 | 15,107 | 4.7 |
| Nose, Mouth, Pharynx (21.0-29.99) | 10 | 4.8 | 30,012 | 9.4 |
| Reporting Category(CPT-4 CODES) | 181 | 100.0 | 307,031 | 100.0 |
| Mastectomy (19120-19220) | 0 | 0.0 | 3,138 | 1.0 |
| Musculoskeletal (20000-29909) | 15 | 8.3 | 61,634 | 20.1 |
| Respiratory (30000-32999 & 39501-39599) | 0 | 0.0 | 13,104 | 4.3 |
| Cardiovascular (33010-37799 & 93501-93660) | 0 | 0.0 | 37,099 | 12.1 |
| Lymphatic/Hemetic (38100-38999) | 0 | 0.0 | 2,706 | 0.9 |
| Digestive (40490-49999) | 157 | 86.7 | 114,818 | 37.4 |
| Urinary (50010-53899) | 0 | 0.0 | 8,591 | 2.8 |
| Male Genital (54000-55899) | 1 | 0.6 | 3,154 | 1.0 |
| Female Genital (56405-58999) | 4 | 2.2 | 11,166 | 3.6 |
| Endocrine/Nervous (60000-64999) | 0 | 0.0 | 31,549 | 10.3 |
| Eye (65091-68899) | 0 | 0.0 | 11,740 | 3.8 |
| Ear (69000-69979) | 4 | 2.2 | 8,332 | 2.7 |

SOURCE: Utah Ambulatory Surgery Database
Utah Health Data Committee/Office of Health Care Statistics.
Reportable* excludes codes in the former "Other" category and CPT blood draw codes in previous reports.

AMB ST 1-2
UTAH HOSPITAL AND FREESTANDING AMBULATORY SURGERY CENTER (FASC) UTILIZATION AND CHARGE PROFILE OF OUTPATIENT SURGERY, 2005
MOST COMMONLY PERFORMED CPT-4 AND ICD-9 REPORTABLE* PROCEDURES

115 Fillmore Community Medical Center

| ICD-9 CODE | ICD-9 DESCRIPTION | # | % | % ALL Hospitals |
|----------------------|-------------------------------------|-----|-------|-----------------|
| All ICD-9 Procedures | | 208 | 100.0 | 100.0 |
| 4523 | COLONOSCOPY | 54 | 26.0 | 7.33 |
| 4516 | EGD W/CLOS BX | 28 | 13.5 | 5.33 |
| 4525 | CLOS [ENDO] BX LARGE INTESTINE | 20 | 9.6 | 2.58 |
| 5123 | LAPAROSCOPIC CHOLECYSTECTOMY | 20 | 9.6 | 1.93 |
| 0443 | RELEASE OF CARPAL TUNNEL | 11 | 5.3 | 1.13 |
| 4543 | ENDO DESTRUC OTH LES/TISS LG INTEST | 9 | 4.3 | 0.08 |
| 283 | TONSILLECTOMY WITH ADENOIDECTOMY | 8 | 3.8 | 1.73 |
| 4542 | ENDO POLYPECTOMY LARGE INTESTINE | 7 | 3.4 | 3.85 |
| 2001 | MYRINGOTOMY WITH INSERTION OF TUBE | 6 | 2.9 | 3.86 |
| 4513 | OTHER ENDOSCOPY OF SMALL INTESTINE | 6 | 2.9 | 2.02 |
| 5421 | LAPAROSCOPY | 5 | 2.4 | 0.48 |
| 5315 | BILAT REPR INDIRECT ING HERN-GFT | 3 | 1.4 | 0.05 |
| 6959 | OTHER ASPIRATION CURETTAGE UTERUS | 3 | 1.4 | 0.06 |
| 4824 | CLOSED BIOPSY OF RECTUM | 2 | 1.0 | 0.55 |
| 4911 | ANAL FISTULOTOMY | 2 | 1.0 | 0.04 |
| 5304 | UNILAT REPR INDIRECT ING HERN-GFT | 2 | 1.0 | 0.48 |
| 5361 | INCI HERNIA REPAIR W/PROSTHESIS | 2 | 1.0 | 0.19 |
| 6902 | DILATION&CURET FOLLOWING DELIV/AB | 2 | 1.0 | 0.21 |
| 6952 | ASPIRATION CURET FOLLOWING DELIV/AB | 2 | 1.0 | 0.48 |
| 1802 | INCISION OF EXTERNAL AUDITORY CANAL | 1 | 0.5 | 0.00 |

| CPT-4 CODE | CPT-4 DESCRIPTION | # | % | % ALL Hospitals |
|----------------------|----------------------------------|-----|-------|-----------------|
| All CPT-4 Procedures | | 181 | 100.0 | 100.0 |
| 45378 | COLONOSCOPY FLEX; DX-SEP PROC | 46 | 25.4 | 7.15 |
| 43239 | UGI ENDO; W/BX 1/MX | 25 | 13.8 | 5.40 |
| 45380 | COLONOSCOPY FLEX; W/BX 1/MX | 20 | 11.0 | 5.50 |
| 47563 | LAPARSCPY SURG; CHOLECT W/CHOLAN | 20 | 11.0 | 1.24 |
| 29848 | ENDO WRST SURG REL TRNS CARP LIG | 10 | 5.5 | 0.33 |
| 45384 | COLONOSCOPY FLEX; REMV LES-FORCE | 10 | 5.5 | 0.37 |
| 42820 | T&A; UNDER AGE 12 | 8 | 4.4 | 1.38 |
| 45385 | COLONOSCOPY FLEX; W/REMV LES-SNA | 8 | 4.4 | 1.80 |
| 49650 | LAPARSCPY SURG; REPR INIT ING HE | 5 | 2.8 | 0.19 |
| 26055 | TENDON SHEATH INCISION | 4 | 2.2 | 0.44 |
| 43235 | UGI ENDO; DX W/VO CLCT SPECMN-SP | 4 | 2.2 | 1.34 |
| 69436 | TYMPANOSTOMY GENERAL ANESTHESIA | 3 | 1.7 | 2.08 |
| 49659 | UNLISTED LAP PROC-HERNIOPLSTY/OT | 2 | 1.1 | 0.13 |
| 58120 | DILATION & CURET DX &/ THERAPEUT | 2 | 1.1 | 0.22 |
| 28299 | CORR HALLUX VALGUS; DBL OSTEOT | 1 | 0.6 | 0.04 |
| 41252 | REPR LAC TONGUE > 2.6 CM/COMPLX | 1 | 0.6 | 0.00 |
| 42826 | TONSILLECTOMY PRIM/SEC; AGE 12/O | 1 | 0.6 | 0.54 |
| 43247 | UGI ENDO; W/REMOVAL FB | 1 | 0.6 | 0.14 |
| 46280 | SURG TX ANAL FISTULA; COMPLX/MX | 1 | 0.6 | 0.01 |
| 46285 | SURGICAL TX ANAL FISTULA; 2 STAG | 1 | 0.6 | 0.00 |

SOURCE: Utah Ambulatory Surgery Database

Utah Health Data Committee/Office of Health Care Statistics

Reportable* excludes codes in the former "Other" category and CPT4 blood draw codes in previous reports.

AMB ST 1-3

UTAH HOSPITAL AND FREESTANDING AMBULATORY SURGERY CENTER (FASC) UTILIZATION AND CHARGE PROFILE OF OUTPATIENT SURGERY, 2005
 AVERAGE TOTAL CHARGES FOR MOST COMMONLY PERFORMED CPT-4 AND ICD-9 REPORTABLE* PROCEDURES, SINGLE ICD-9 OR CPT-4 ONLY

115 Fillmore Community Medical Center

| ICD-9 CODE | ICD-9 DESCRIPTION | # | AVE TOT CHR | AVE TOT CHR(ALL Hospitals) |
|------------------|-------------------------------------|-----|-------------|-----------------------------|
| ICD-9 Procedures | | 131 | \$2,213 | \$2,879 |
| 4523 | COLONOSCOPY | 41 | \$934 | \$903 |
| 5123 | LAPAROSCOPIC CHOLECYSTECTOMY | 17 | \$6,182 | \$5,675 |
| 4525 | CLOS [ENDO] BX LARGE INTESTINE | 16 | \$1,335 | \$1,300 |
| 4516 | EGD W/CLOS BX | 13 | \$930 | \$1,210 |
| 283 | TONSILLECTOMY WITH ADENOIDECTOMY | 8 | \$3,099 | \$1,976 |
| 4543 | ENDO DESTRUC OTH LES/TISS LG INTEST | 7 | \$1,450 | \$1,454 |
| 4513 | OTHER ENDOSCOPY OF SMALL INTESTINE | 3 | \$1,027 | \$1,077 |
| 4542 | ENDO POLYPECTOMY LARGE INTESTINE | 3 | \$2,384 | \$1,238 |
| 4824 | CLOSED BIOPSY OF RECTUM | 2 | \$1,516 | \$1,219 |
| 4911 | ANAL FISTULOTOMY | 2 | \$4,179 | \$1,927 |
| 5315 | BILAT REPR INDIRECT ING HERN-GFT | 2 | \$6,126 | \$4,891 |
| 6902 | DILATION&CURET FOLLOWING DELIV/AB | 2 | \$2,813 | \$2,542 |
| 6952 | ASPIRATION CURET FOLLOWING DELIV/AB | 2 | \$3,336 | \$2,176 |
| 6959 | OTHER ASPIRATION CURETTAGE UTERUS | 2 | \$1,558 | \$2,260 |
| 1802 | INCISION OF EXTERNAL AUDITORY CANAL | 1 | \$1,122 | \$1,923 |
| 2551 | SUTURE OF LACERATION OF TONGUE | 1 | \$1,996 | \$3,635 |
| 282 | TONSILLECTOMY WITHOUT ADENOIDECTOMY | 1 | \$2,317 | \$2,177 |
| 4524 | FLEXIBLE SIGMOIDOSCOPY | 1 | \$1,147 | \$712 |
| 4836 | [ENDOSCOPIC] POLYPECTOMY OF RECTUM | 1 | \$1,142 | \$1,195 |
| 4979 | OTHER REPAIR OF ANAL SPHINCTER | 1 | \$3,707 | \$5,138 |

| CPT-4 CODE | CPT-4 DESCRIPTION | # | AVE TOT CHR | AVE TOT CHR(ALL Hospitals) |
|------------------|----------------------------------|-----|-------------|-----------------------------|
| CPT-4 Procedures | | 131 | \$2,448 | \$2,664 |
| 45378 | COLONOSCOPY FLEX; DX-SEP PROC | 36 | \$954 | \$907 |
| 47563 | LAPARSCPY SURG; CHOLECT W/CHOLAN | 18 | \$6,254 | \$5,930 |
| 45380 | COLONOSCOPY FLEX; W/BX 1/MX | 17 | \$1,371 | \$1,227 |
| 43239 | UGI ENDO; W/BX 1/MX | 12 | \$1,017 | \$1,205 |
| 42820 | T&A; UNDER AGE 12 | 8 | \$3,099 | \$1,897 |
| 45384 | COLONOSCOPY FLEX; REMV LES-FORCE | 6 | \$1,870 | \$1,423 |
| 45385 | COLONOSCOPY FLEX; W/REMV LES-SNA | 5 | \$1,445 | \$1,353 |
| 49650 | LAPARSCPY SURG; REPR INIT ING HE | 5 | \$5,513 | \$5,057 |
| 29848 | ENDO WRST SURG REL TRNS CARP LIG | 4 | \$3,167 | \$2,203 |
| 69436 | TYMPANOSTOMY GENERAL ANESTHESIA | 3 | \$1,477 | \$1,069 |
| 43235 | UGI ENDO; DX W/VO CLCT SPECMN-SP | 2 | \$1,530 | \$1,012 |
| 49659 | UNLISTED LAP PROC-HERNIOPLSTY/OT | 2 | \$6,211 | \$8,077 |
| 58120 | DILATION & CURET DX &/ THERAPEUT | 2 | \$1,558 | \$2,156 |
| 28299 | CORR HALLUX VALGUS; DBL OSTEOT | 1 | \$4,571 | \$3,333 |
| 41252 | REPR LAC TONGUE > 2.6 CM/COMPLX | 1 | \$1,996 | \$3,447 |
| 42826 | TONSILLECTOMY PRIM/SEC; AGE 12/O | 1 | \$2,317 | \$2,223 |
| 43247 | UGI ENDO; W/REMOVAL FB | 1 | \$1,189 | \$1,347 |
| 46280 | SURG TX ANAL FISTULA; COMPLX/MX | 1 | \$3,888 | \$1,803 |
| 46285 | SURGICAL TX ANAL FISTULA; 2 STAG | 1 | \$4,471 | \$2,764 |
| 46999 | UNLISTED PROCEDURE ANUS | 1 | \$3,707 | \$4,619 |

SOURCE: Utah Ambulatory Surgery Database
 Reportable* excludes codes in the former "Other" category and CPT4 blood draw codes in previous reports.

AMB ST 1-4
UTAH HOSPITAL AND FREESTANDING AMBULATORY SURGERY CENTER (FASC) UTILIZATION AND CHARGE PROFILE OF OUTPATIENT SURGERY, 2005
PROCEDURE APG CATEGORY, PROCEDURE APG, BASED ON REPORTABLE* CPT-4 PROCEDURES

115 Fillmore Community Medical Center

| Procedure APG category | | TOTAL # | TOTAL # (ALL Hospitals) |
|------------------------|---|---------|-------------------------|
| Procedure APG | | | |
| 01 | INTEGUMENTARY SYSTEM | 1 | 9,625 |
| | 007 COMPLEX EXCISION, BIOPSY AND DEBRIDEMENT | 1 | 1,172 |
| 02 | MUSCULOSKELETAL SYSTEM | 15 | 55,271 |
| | 024 SIMPLE HAND AND FOOT MUSCULOSKELETAL PROCEDURES | 4 | 11,501 |
| | 025 ARTHROSCOPY | 10 | 23,586 |
| | 032 BUNION PROCEDURES | 1 | 1,497 |
| 06 | DIGESTIVE SYSTEM | 146 | 103,000 |
| | 113 ANOSCOPY WITH BIOPSY AND DIAGNOSTIC PROCTOSIGMOIDOSCOPY | 1 | 683 |
| | 115 DIAGNOSTIC UPPER GI ENDOSCOPY OR INTUBATION | 29 | 20,979 |
| | 116 THERAPEUTIC UPPER GI ENDOSCOPY OR INTUBATION | 1 | 5,802 |
| | 117 LOWER GASTROINTESTINAL ENDOSCOPY | 84 | 47,252 |
| | 120 COMPLEX ANAL AND RECTAL PROCEDURES | 2 | 966 |
| | 123 COMPLEX LAPAROSCOPIC PROCEDURES | 29 | 14,888 |
| 08 | MALE GENITAL SYSTEM | 1 | 2,798 |
| | 154 SIMPLE PENILE PROCEDURES | 1 | 711 |
| 09 | FEMALE GENITAL SYSTEM | 2 | 6,527 |
| | 178 DILATION AND CURETTAGE | 2 | 663 |
| 12 | FACIAL, EAR, NOSE, MOUTH AND THROAT | 13 | 28,941 |
| | 235 SIMPLE FACIAL AND ENT PROCEDURES | 4 | 14,825 |
| | 236 TONSIL AND ADENOID PROCEDURES | 9 | 8,558 |

SOURCE: Utah Ambulatory Surgery Database

Utah Health Data Committee/Office of Health Care Statistics

Reportable* excludes codes in the former "Other" category and CPT blood draw codes in previous reports.

AMB ST 1-5
UTAH HOSPITAL AND FREESTANDING AMBULATORY SURGERY CENTER (FASC) UTILIZATION AND CHARGE PROFILE OF OUTPATIENT SURGERY, 2005
PROCEDURE APG CATEGORY, PROCEDURE APG, SINGLE APG ONLY
BASED ON REPORTABLE* CPT-4 PROCEDURES

115 Fillmore Community Medical Center

| Procedure APG category | Procedure APG | TOTAL # | AVE TOT CHR | AVE TOT CHRG(ALL Hospitals) |
|------------------------|---|---------|-------------|------------------------------|
| 01 | INTEGUMENTARY SYSTEM | 1 | \$1,122 | \$2,720 |
| | 007 COMPLEX EXCISION, BIOPSY AND DEBRIDEMENT | 1 | \$1,122 | \$2,947 |
| 02 | MUSCULOSKELETAL SYSTEM | 5 | \$3,448 | \$3,739 |
| | 025 ARTHROSCOPY | 4 | \$3,167 | \$4,162 |
| | 032 BUNION PROCEDURES | 1 | \$4,571 | \$3,289 |
| 06 | DIGESTIVE SYSTEM | 108 | \$2,417 | \$1,962 |
| | 113 ANOSCOPY WITH BIOPSY AND DIAGNOSTIC PROCTOSIGMOIDOSCOPY | 1 | \$3,707 | \$984 |
| | 115 DIAGNOSTIC UPPER GI ENDOSCOPY OR INTUBATION | 14 | \$1,090 | \$1,165 |
| | 116 THERAPEUTIC UPPER GI ENDOSCOPY OR INTUBATION | 1 | \$1,189 | \$1,658 |
| | 117 LOWER GASTROINTESTINAL ENDOSCOPY | 64 | \$1,189 | \$1,067 |
| | 120 COMPLEX ANAL AND RECTAL PROCEDURES | 2 | \$4,179 | \$2,685 |
| | 123 COMPLEX LAPAROSCOPIC PROCEDURES | 26 | \$6,017 | \$5,679 |
| 08 | MALE GENITAL SYSTEM | 1 | \$2,121 | \$3,036 |
| | 154 SIMPLE PENILE PROCEDURES | 1 | \$2,121 | \$1,905 |
| 09 | FEMALE GENITAL SYSTEM | 2 | \$1,558 | \$3,633 |
| | 178 DILATION AND CURETTAGE | 2 | \$1,558 | \$2,156 |
| 12 | FACIAL, EAR, NOSE, MOUTH AND THROAT | 13 | \$2,580 | \$2,232 |
| | 235 SIMPLE FACIAL AND ENT PROCEDURES | 4 | \$1,607 | \$1,623 |
| | 236 TONSIL AND ADENOID PROCEDURES | 9 | \$3,012 | \$2,001 |

SOURCE: Utah Ambulatory Surgery Database
Utah Health Data Committee/Office of Health Care Statistics
Reportable* excludes codes in the former "Other" category and CPT blood draw codes in previous reports.

AMB ST 1-6
UTAH HOSPITAL AND FREESTANDING AMBULATORY SURGERY CENTER (FASC) UTILIZATION AND CHARGE PROFILE OF OUTPATIENT SURGERY, 2005
NUMBER OF SELECTED AMBULATORY SURGERY PATIENT VISITS BY PATIENT PROFILE

115 Fillmore Community Medical Center

| Patient Profile | Patient Visits | | Patient Visits-All Hospitals | |
|----------------------------|----------------|------|------------------------------|------|
| | (#) | (%) | (#) | (%) |
| GENDER | | | | |
| Female | 94 | 55.6 | 121,269 | 54.3 |
| Male | 75 | 44.4 | 101,991 | 45.7 |
| Unknown | 0 | 0.0 | 13 | 0.0 |
| Not Reported | 0 | 0.0 | 5 | 0.0 |
| AGE | | | | |
| 1-28 days | 0 | 0.0 | 469 | 0.2 |
| 29-365 days | 1 | 0.6 | 3,008 | 1.3 |
| 1-4 years | 4 | 2.4 | 10,999 | 4.9 |
| 5-9 | 7 | 4.1 | 6,321 | 2.8 |
| 10-14 | 1 | 0.6 | 4,532 | 2.0 |
| 15-17 | 3 | 1.8 | 4,858 | 2.2 |
| 18-19 | 2 | 1.2 | 3,511 | 1.6 |
| 20-24 | 5 | 3.0 | 10,616 | 4.8 |
| 25-29 | 6 | 3.6 | 12,207 | 5.5 |
| 30-34 | 1 | 0.6 | 11,660 | 5.2 |
| 35-39 | 7 | 4.1 | 11,852 | 5.3 |
| 40-44 | 13 | 7.7 | 14,382 | 6.4 |
| 45-49 | 14 | 8.3 | 17,465 | 7.8 |
| 50-54 | 29 | 17.2 | 24,332 | 10.9 |
| 55-59 | 14 | 8.3 | 20,472 | 9.2 |
| 60-64 | 19 | 11.2 | 17,241 | 7.7 |
| 65-69 | 11 | 6.5 | 15,102 | 6.8 |
| 70-74 | 13 | 7.7 | 12,741 | 5.7 |
| 75-79 | 7 | 4.1 | 10,692 | 4.8 |
| 80-84 | 10 | 5.9 | 6,850 | 3.1 |
| 85-89 | 2 | 1.2 | 3,124 | 1.4 |
| 90 + | 0 | 0.0 | 842 | 0.4 |
| Not Reported | 0 | 0.0 | 471 | 0.2 |
| SOURCE OF ADMISSION | | | | |
| Physician Referral | 167 | 98.8 | 197,732 | 88.6 |
| Clinic Referral | 0 | 0.0 | 511 | 0.2 |
| HMO Referral | 0 | 0.0 | 3,452 | 1.5 |
| Other Hospital | 0 | 0.0 | 121 | 0.1 |
| Skilled Nursing Facility | 0 | 0.0 | 19 | 0.0 |
| Other Health Care Facility | 0 | 0.0 | 36 | 0.0 |
| Emergency Room | 2 | 1.2 | 4,092 | 1.8 |
| Court/Law Enforcement | 0 | 0.0 | 0 | 0.0 |
| Unknown | 0 | 0.0 | 7 | 0.0 |
| Not Reported | 0 | 0.0 | 17,308 | 7.8 |

(Continued)

AMB ST 1-6
UTAH HOSPITAL AND FREESTANDING AMBULATORY SURGERY CENTER (FASC) UTILIZATION AND CHARGE PROFILE OF OUTPATIENT SURGERY, 2005
NUMBER OF SELECTED AMBULATORY SURGERY PATIENT VISITS BY PATIENT PROFILE

115 Fillmore Community Medical Center

| Patient Profile | Patient Visits | | Patient Visits-All Hospitals | |
|---|----------------|------|------------------------------|------|
| | (#) | (%) | (#) | (%) |
| DISCHARGE STATUS | | | | |
| Home or Self Care | 168 | 99.4 | 222,736 | 99.8 |
| Another Hospital | 1 | 0.6 | 119 | 0.1 |
| Skilled Nursing Facility | 0 | 0.0 | 104 | 0.0 |
| Intermediate Care Facility | 0 | 0.0 | 9 | 0.0 |
| Another Type of Institution | 0 | 0.0 | 26 | 0.0 |
| Under Care of Home Service | 0 | 0.0 | 191 | 0.1 |
| Left Against Medical Advice | 0 | 0.0 | 24 | 0.0 |
| Under Care of Home IV Provider | 0 | 0.0 | 11 | 0.0 |
| Expired | 0 | 0.0 | 12 | 0.0 |
| Unknown | 0 | 0.0 | 46 | 0.0 |
| Not Reported | 0 | 0.0 | 0 | 0.0 |
| PRIMARY PAYER | | | | |
| Medicare | 42 | 24.9 | 49,290 | 22.1 |
| Medicaid | 10 | 5.9 | 14,728 | 6.6 |
| Other government | 11 | 6.5 | 5,443 | 2.4 |
| Blue Cross/Blue Shield | 25 | 14.8 | 29,900 | 13.4 |
| Other Commercial | 11 | 6.5 | 14,398 | 6.4 |
| Managed Care(HMO, PPO) | 67 | 39.6 | 101,684 | 45.5 |
| Self Pay | 0 | 0.0 | 2,175 | 1.0 |
| Industrial & Worker Comp | 0 | 0.0 | 4,017 | 1.8 |
| Charity and Unclassified | 0 | 0.0 | 206 | 0.1 |
| Childrens Health Insurance | 0 | 0.0 | 197 | 0.1 |
| Unknown | 3 | 1.8 | 1,148 | 0.5 |
| Not Reported | 0 | 0.0 | 92 | 0.0 |
| LOCAL HEALTH DISTRICT OF PATIENT RESIDENCE | | | | |
| Bear River | 0 | 0.0 | 15,256 | 6.8 |
| Central Utah | 164 | 97.0 | 8,217 | 3.7 |
| Davis County | 0 | 0.0 | 22,608 | 10.1 |
| Salt Lake County | 0 | 0.0 | 78,843 | 35.3 |
| Southeastern Utah | 0 | 0.0 | 5,233 | 2.3 |
| Southwest Utah | 1 | 0.6 | 12,333 | 5.5 |
| Summit County | 0 | 0.0 | 3,135 | 1.4 |
| Tooele County | 0 | 0.0 | 4,296 | 1.9 |
| Tri-County | 0 | 0.0 | 5,769 | 2.6 |
| Utah County | 2 | 1.2 | 35,901 | 16.1 |
| Wasatch County | 0 | 0.0 | 1,724 | 0.8 |
| Weber County | 0 | 0.0 | 20,598 | 9.2 |
| Unknown Utah | 0 | 0.0 | 49 | 0.0 |
| Outside Utah | 2 | 1.2 | 9,153 | 4.1 |
| Unknown, Not Reported | 0 | 0.0 | 163 | 0.1 |

SOURCE: Utah Ambulatory Surgery Database,
Utah Health Data Committee/Office of Health Care Statistics.

AMB ST 1-1
UTAH HOSPITAL AND FREESTANDING AMBULATORY SURGERY CENTER (FASC) UTILIZATION AND CHARGE PROFILE OF OUTPATIENT SURGERY, 2005
NUMBER OF CPT-4 AND ICD-9 REPORTABLE* PROCEDURES BY SELECTED AMBULATORY SURGERY REPORTING CATEGORY

110 Garfield Memorial Hospital and Clinics

| | Procedures Performed | | Procedures Performed-All Hospitals | |
|--|----------------------|-------|------------------------------------|-------|
| | (#) | (%) | (#) | (%) |
| Reporting Category(ICD-9-CM CODES) | 280 | 100.0 | 319,528 | 100.0 |
| Mastectomy (85.0-85.99) | 0 | 0.0 | 7,251 | 2.3 |
| Musculoskeletal (76.0-84.99) | 1 | 0.4 | 62,442 | 19.5 |
| Respiratory (30.0-34.99) | 0 | 0.0 | 3,352 | 1.0 |
| Cardiovascular (35.0-39.99) | 0 | 0.0 | 16,471 | 5.2 |
| Lymphatic/Hemetic (40.0-41.99) | 0 | 0.0 | 2,955 | 0.9 |
| Digestive System (42.0-54.99) | 230 | 82.1 | 105,537 | 33.0 |
| Urinary (55.0-59.99) | 1 | 0.4 | 8,250 | 2.6 |
| Male Genital (60.0-64.99) | 1 | 0.4 | 3,729 | 1.2 |
| Female Genital (65.0-71.99) | 0 | 0.0 | 14,736 | 4.6 |
| Endocrine/Nervous (01.0-07.99) | 3 | 1.1 | 30,031 | 9.4 |
| Eye (08.0-16.99) | 0 | 0.0 | 19,655 | 6.2 |
| Ear (18.0-20.99) | 20 | 7.1 | 15,107 | 4.7 |
| Nose, Mouth, Pharynx (21.0-29.99) | 24 | 8.6 | 30,012 | 9.4 |
| Reporting Category(CPT-4 CODES) | 251 | 100.0 | 307,031 | 100.0 |
| Mastectomy (19120-19220) | 0 | 0.0 | 3,138 | 1.0 |
| Musculoskeletal (20000-29909) | 1 | 0.4 | 61,634 | 20.1 |
| Respiratory (30000-32999 & 39501-39599) | 0 | 0.0 | 13,104 | 4.3 |
| Cardiovascular (33010-37799 & 93501-93660) | 0 | 0.0 | 37,099 | 12.1 |
| Lymphatic/Hemetic (38100-38999) | 0 | 0.0 | 2,706 | 0.9 |
| Digestive (40490-49999) | 232 | 92.4 | 114,818 | 37.4 |
| Urinary (50010-53899) | 1 | 0.4 | 8,591 | 2.8 |
| Male Genital (54000-55899) | 1 | 0.4 | 3,154 | 1.0 |
| Female Genital (56405-58999) | 0 | 0.0 | 11,166 | 3.6 |
| Endocrine/Nervous (60000-64999) | 3 | 1.2 | 31,549 | 10.3 |
| Eye (65091-68899) | 0 | 0.0 | 11,740 | 3.8 |
| Ear (69000-69979) | 13 | 5.2 | 8,332 | 2.7 |

SOURCE: Utah Ambulatory Surgery Database

Utah Health Data Committee/Office of Health Care Statistics.

Reportable* excludes codes in the former "Other" category and CPT blood draw codes in previous reports.

AMB ST 1-2
UTAH HOSPITAL AND FREESTANDING AMBULATORY SURGERY CENTER (FASC) UTILIZATION AND CHARGE PROFILE OF OUTPATIENT SURGERY, 2005
MOST COMMONLY PERFORMED CPT-4 AND ICD-9 REPORTABLE* PROCEDURES

110 Garfield Memorial Hospital and Clinics

| ICD-9 CODE | ICD-9 DESCRIPTION | # | % | % ALL Hospitals |
|-----------------------------|-------------------------------------|----|------|-----------------|
| All ICD-9 Procedures | | | | |
| 4523 | COLONOSCOPY | 66 | 23.6 | 7.33 |
| 4516 | EGD W/CLOS BX | 41 | 14.6 | 5.33 |
| 4525 | CLOS [ENDO] BX LARGE INTESTINE | 27 | 9.6 | 2.58 |
| 4542 | ENDO POLYPECTOMY LARGE INTESTINE | 27 | 9.6 | 3.85 |
| 2001 | MYRINGOTOMY WITH INSERTION OF TUBE | 20 | 7.1 | 3.86 |
| 4513 | OTHER ENDOSCOPY OF SMALL INTESTINE | 20 | 7.1 | 2.02 |
| 283 | TONSILLECTOMY WITH ADENOIDECTOMY | 16 | 5.7 | 1.73 |
| 4836 | [ENDOSCOPIC] POLYPECTOMY OF RECTUM | 11 | 3.9 | 1.17 |
| 4824 | CLOSED BIOPSY OF RECTUM | 9 | 3.2 | 0.55 |
| 282 | TONSILLECTOMY WITHOUT ADENOIDECTOMY | 8 | 2.9 | 0.65 |
| 5123 | LAPAROSCOPIC CHOLECYSTECTOMY | 7 | 2.5 | 1.93 |
| 4946 | EXCISION OF HEMORRHOIDS | 4 | 1.4 | 0.14 |
| 5451 | LAPAROSCOPIC LYSIS PERITONEAL ADHES | 4 | 1.4 | 0.26 |
| 4341 | ENDO EXC/DESTRUC LES/TISSUE STOMACH | 3 | 1.1 | 0.14 |
| 4233 | ENDO EXC/DESTRUC LES/TISSUE ESOPH | 2 | 0.7 | 0.07 |
| 0443 | RELEASE OF CARPAL TUNNEL | 1 | 0.4 | 1.13 |
| 0449 | OTH PERIPH NERV/GANGL DECOMP/LYSIS | 1 | 0.4 | 0.20 |
| 050 | DIVISION SYMPATHETIC NERVE/GANGLION | 1 | 0.4 | 0.00 |
| 4514 | CLOS [ENDO] BX SMALL INTESTINE | 1 | 0.4 | 0.04 |
| 4530 | ENDO EXCISION/DESTRUC LESION DUODUM | 1 | 0.4 | 0.02 |

| CPT-4 CODE | CPT-4 DESCRIPTION | # | % | % ALL Hospitals |
|-----------------------------|----------------------------------|----|------|-----------------|
| All CPT-4 Procedures | | | | |
| 45378 | COLONOSCOPY FLEX; DX-SEP PROC | 48 | 19.1 | 7.15 |
| 43239 | UGI ENDO; W/BX 1/MX | 41 | 16.3 | 5.40 |
| 45385 | COLONOSCOPY FLEX; W/REMV LES-SNA | 33 | 13.1 | 1.80 |
| 45380 | COLONOSCOPY FLEX; W/BX 1/MX | 29 | 11.6 | 5.50 |
| 43235 | UGI ENDO; DX W/VO CLCT SPECMN-SP | 20 | 8.0 | 1.34 |
| 42820 | T&A; UNDER AGE 12 | 15 | 6.0 | 1.38 |
| 69436 | TYMPANOSTOMY GENERAL ANESTHESIA | 12 | 4.8 | 2.08 |
| G0121 | COLOREC CNCR SCR;COLNSCPY NO HI | 10 | 4.0 | 0.18 |
| 47562 | LAPAROSCOPY SURGICAL; CHOLECT | 7 | 2.8 | 0.72 |
| 43251 | UGI ENDO; W/REMV TUMOR/LES-SNARE | 6 | 2.4 | 0.07 |
| 42826 | TONSILLECTOMY PRIM/SEC; AGE 12/O | 5 | 2.0 | 0.54 |
| 46260 | HEMORRHOIDECT INTRL&EXT CMLPX/EX | 4 | 1.6 | 0.04 |
| 42825 | TONSILLECT PRIM/SEC; UNDER AGE 1 | 3 | 1.2 | 0.11 |
| 49505 | REPR INIT ING HERNIA 5YR/MORE; R | 2 | 0.8 | 0.95 |
| G0105 | COLOREC CANCR SCR; COLNSCPY HI R | 2 | 0.8 | 0.06 |
| 22900 | EXCISION ABD WALL TUMOR SUBFASCI | 1 | 0.4 | 0.03 |
| 42821 | T&A; AGE 12 OR OVER | 1 | 0.4 | 0.36 |
| 44377 | SM INTEST ENDO W/ILEUM; W/BX 1/M | 1 | 0.4 | 0.02 |
| 45100 | BIOPSY ANORECTAL WALL ANAL APPRO | 1 | 0.4 | 0.01 |
| 49000 | EXPLOR LAPAROT EXPLOR CELIOTOMY- | 1 | 0.4 | 0.00 |

SOURCE: Utah Ambulatory Surgery Database

Utah Health Data Committee/Office of Health Care Statistics

Reportable* excludes codes in the former "Other" category and CPT4 blood draw codes in previous reports.

AMB ST 1-3

UTAH HOSPITAL AND FREESTANDING AMBULATORY SURGERY CENTER (FASC) UTILIZATION AND CHARGE PROFILE OF OUTPATIENT SURGERY, 2005
 AVERAGE TOTAL CHARGES FOR MOST COMMONLY PERFORMED CPT-4 AND ICD-9 REPORTABLE* PROCEDURES, SINGLE ICD-9 OR CPT-4 ONLY

110 Garfield Memorial Hospital and Clinics

| ICD-9 CODE | ICD-9 DESCRIPTION | # | AVE TOT CHRG | AVE TOT CHRG(ALL Hospitals) |
|------------------|-------------------------------------|-----|--------------|------------------------------|
| ICD-9 Procedures | | 137 | \$1,298 | \$2,879 |
| 4523 | COLONOSCOPY | 46 | \$1,154 | \$903 |
| 4516 | EGD W/CLOS BX | 16 | \$1,101 | \$1,210 |
| 283 | TONSILLECTOMY WITH ADENOIDECTOMY | 15 | \$954 | \$1,976 |
| 4542 | ENDO POLYPECTOMY LARGE INTESTINE | 13 | \$1,576 | \$1,238 |
| 4525 | CLOS [ENDO] BX LARGE INTESTINE | 9 | \$1,427 | \$1,300 |
| 282 | TONSILLECTOMY WITHOUT ADENOIDECTOMY | 8 | \$1,099 | \$2,177 |
| 4513 | OTHER ENDOSCOPY OF SMALL INTESTINE | 7 | \$931 | \$1,077 |
| 4836 | [ENDOSCOPIC] POLYPECTOMY OF RECTUM | 4 | \$1,451 | \$1,195 |
| 4946 | EXCISION OF HEMORRHOIDS | 4 | \$1,996 | \$2,562 |
| 5123 | LAPAROSCOPIC CHOLECYSTECTOMY | 4 | \$3,446 | \$5,675 |
| 0443 | RELEASE OF CARPAL TUNNEL | 1 | \$611 | \$1,948 |
| 4233 | ENDO EXC/DESTRUC LES/TISSUE ESOPH | 1 | \$1,168 | \$1,733 |
| 4824 | CLOSED BIOPSY OF RECTUM | 1 | \$1,303 | \$1,219 |
| 4825 | OPEN BIOPSY OF RECTUM | 1 | \$1,155 | \$2,096 |
| 5314 | BILAT REP DIR ING HERN W/GFT/PROSTH | 1 | \$2,338 | \$4,704 |
| 5315 | BILAT REPR INDIRECT ING HERN-GFT | 1 | \$1,994 | \$4,891 |
| 5341 | REPAIR UMBILICAL HERNIA W/PROSTH | 1 | \$2,470 | \$3,758 |
| 5411 | EXPLORATORY LAPAROTOMY | 1 | \$1,634 | \$2,810 |
| 5749 | OTH TRANSURETH EXC/DEST LES BLADDER | 1 | \$1,443 | \$3,501 |
| 631 | EXC VARICOCELE-HYDROCELE SPERM CORD | 1 | \$1,090 | \$2,546 |

| CPT-4 CODE | CPT-4 DESCRIPTION | # | AVE TOT CHRG | AVE TOT CHRG(ALL Hospitals) |
|------------------|----------------------------------|-----|--------------|------------------------------|
| CPT-4 Procedures | | 150 | \$1,356 | \$2,664 |
| 45378 | COLONOSCOPY FLEX; DX-SEP PROC | 30 | \$1,143 | \$907 |
| 45385 | COLONOSCOPY FLEX; W/REMV LES-SNA | 22 | \$1,626 | \$1,353 |
| 43239 | UGI ENDO; W/BX 1/MX | 16 | \$1,101 | \$1,205 |
| 45380 | COLONOSCOPY FLEX; W/BX 1/MX | 15 | \$1,411 | \$1,227 |
| 42820 | T&A; UNDER AGE 12 | 13 | \$925 | \$1,897 |
| G0121 | COLOREC CNCR SCR;COLNSCPY NO HI | 8 | \$1,129 | \$670 |
| 43235 | UGI ENDO; DX W/WO CLCT SPECMN-SP | 7 | \$931 | \$1,012 |
| 47562 | LAPAROSCOPY SURGICAL; CHOLECT | 7 | \$3,501 | \$5,216 |
| 69436 | TYMPANOSTOMY GENERAL ANESTHESIA | 7 | \$628 | \$1,069 |
| 42826 | TONSILLECTOMY PRIM/SEC; AGE 12/O | 5 | \$1,129 | \$2,223 |
| 46260 | HEMORRHOIDECT INTRL&EXT CMLX/EX | 4 | \$1,996 | \$2,586 |
| 42825 | TONSILLECT PRIM/SEC; UNDER AGE 1 | 3 | \$1,049 | \$1,892 |
| 49505 | REPR INIT ING HERNIA 5YR/MORE; R | 2 | \$2,166 | \$3,442 |
| G0105 | COLOREC CANCR SCR; COLNSCPY HI R | 2 | \$1,398 | \$807 |
| 22900 | EXCISION ABD WALL TUMOR SUBFASCI | 1 | \$1,451 | \$3,068 |
| 42821 | T&A; AGE 12 OR OVER | 1 | \$1,315 | \$2,175 |
| 43251 | UGI ENDO; W/REMV TUMOR/LES-SNARE | 1 | \$1,168 | \$1,309 |
| 45100 | BIOPSY ANORECTAL WALL ANAL APPRO | 1 | \$1,155 | \$1,092 |
| 49000 | EXPLOR LAPAROT EXPLOR CELIOTOMY- | 1 | \$1,634 | \$4,007 |
| 49320 | LAP-ABD DX-W/WO SPECMN-SEP PROC | 1 | \$2,493 | \$3,695 |

SOURCE: Utah Ambulatory Surgery Database
 Reportable* excludes codes in the former "Other" category and CPT4 blood draw codes in previous reports.

AMB ST 1-4
UTAH HOSPITAL AND FREESTANDING AMBULATORY SURGERY CENTER (FASC) UTILIZATION AND CHARGE PROFILE OF OUTPATIENT SURGERY, 2005
PROCEDURE APG CATEGORY, PROCEDURE APG, BASED ON REPORTABLE* CPT-4 PROCEDURES

110 Garfield Memorial Hospital and Clinics

| Procedure APG category | | TOTAL # | TOTAL # (ALL Hospitals) |
|------------------------|--|---------|-------------------------|
| Procedure APG | | | |
| 01 | INTEGUMENTARY SYSTEM | 1 | 9,625 |
| | 007 COMPLEX EXCISION, BIOPSY AND DEBRIDEMENT | 1 | 1,172 |
| 06 | DIGESTIVE SYSTEM | 207 | 103,000 |
| | 115 DIAGNOSTIC UPPER GI ENDOSCOPY OR INTUBATION | 61 | 20,979 |
| | 116 THERAPEUTIC UPPER GI ENDOSCOPY OR INTUBATION | 6 | 5,802 |
| | 117 LOWER GASTROINTESTINAL ENDOSCOPY | 122 | 47,252 |
| | 118 ERCP AND MISCELLANEOUS GI ENDOSCOPY PROCEDURES | 1 | 1,917 |
| | 119 HERNIA AND HYDROCELE PROCEDURES | 4 | 7,107 |
| | 120 COMPLEX ANAL AND RECTAL PROCEDURES | 4 | 966 |
| | 121 SIMPLE ANAL AND RECTAL PROCEDURES | 1 | 565 |
| | 123 COMPLEX LAPAROSCOPIC PROCEDURES | 8 | 14,888 |
| 07 | URINARY SYSTEM | 1 | 7,371 |
| | 135 MODERATE CYSTOURETHROSCOPY | 1 | 1,850 |
| 08 | MALE GENITAL SYSTEM | 1 | 2,798 |
| | 151 TESTICULAR AND EPIDIDYMAL PROCEDURES | 1 | 1,409 |
| 10 | NERVOUS SYSTEM | 3 | 27,778 |
| | 198 NERVE REPAIR AND DESTRUCTION | 3 | 4,700 |
| 12 | FACIAL, EAR, NOSE, MOUTH AND THROAT | 36 | 28,941 |
| | 235 SIMPLE FACIAL AND ENT PROCEDURES | 12 | 14,825 |
| | 236 TONSIL AND ADENOID PROCEDURES | 24 | 8,558 |

SOURCE: Utah Ambulatory Surgery Database

Utah Health Data Committee/Office of Health Care Statistics

Reportable* excludes codes in the former "Other" category and CPT blood draw codes in previous reports.

AMB ST 1-5
UTAH HOSPITAL AND FREESTANDING AMBULATORY SURGERY CENTER (FASC) UTILIZATION AND CHARGE PROFILE OF OUTPATIENT SURGERY, 2005
PROCEDURE APG CATEGORY, PROCEDURE APG, SINGLE APG ONLY
BASED ON REPORTABLE* CPT-4 PROCEDURES

110 Garfield Memorial Hospital and Clinics

| Procedure APG category | Procedure APG | TOTAL # | AVE TOT CHRG | AVE TOT CHRG(ALL Hospitals) |
|------------------------|--|---------|--------------|------------------------------|
| 01 | INTEGUMENTARY SYSTEM | 1 | \$1,451 | \$2,720 |
| | 007 COMPLEX EXCISION, BIOPSY AND DEBRIDEMENT | 1 | \$1,451 | \$2,947 |
| 06 | DIGESTIVE SYSTEM | 117 | \$1,464 | \$1,962 |
| | 115 DIAGNOSTIC UPPER GI ENDOSCOPY OR INTUBATION | 23 | \$1,049 | \$1,165 |
| | 116 THERAPEUTIC UPPER GI ENDOSCOPY OR INTUBATION | 1 | \$1,168 | \$1,658 |
| | 117 LOWER GASTROINTESTINAL ENDOSCOPY | 77 | \$1,339 | \$1,067 |
| | 119 HERNIA AND HYDROCELE PROCEDURES | 3 | \$2,268 | \$3,280 |
| | 120 COMPLEX ANAL AND RECTAL PROCEDURES | 4 | \$1,996 | \$2,685 |
| | 121 SIMPLE ANAL AND RECTAL PROCEDURES | 1 | \$1,155 | \$1,870 |
| | 123 COMPLEX LAPAROSCOPIC PROCEDURES | 8 | \$3,375 | \$5,679 |
| 07 | URINARY SYSTEM | 1 | \$1,443 | \$4,153 |
| | 135 MODERATE CYSTOURETHROSCOPY | 1 | \$1,443 | \$3,140 |
| 08 | MALE GENITAL SYSTEM | 1 | \$1,090 | \$3,036 |
| | 151 TESTICULAR AND EPIDIDYMAL PROCEDURES | 1 | \$1,090 | \$2,586 |
| 12 | FACIAL, EAR, NOSE, MOUTH AND THROAT | 29 | \$915 | \$2,232 |
| | 235 SIMPLE FACIAL AND ENT PROCEDURES | 7 | \$628 | \$1,623 |
| | 236 TONSIL AND ADENOID PROCEDURES | 22 | \$1,006 | \$2,001 |

SOURCE: Utah Ambulatory Surgery Database
Utah Health Data Committee/Office of Health Care Statistics
Reportable* excludes codes in the former "Other" category and CPT blood draw codes in previous reports.

AMB ST 1-6
UTAH HOSPITAL AND FREESTANDING AMBULATORY SURGERY CENTER (FASC) UTILIZATION AND CHARGE PROFILE OF OUTPATIENT SURGERY, 2005
NUMBER OF SELECTED AMBULATORY SURGERY PATIENT VISITS BY PATIENT PROFILE

110 Garfield Memorial Hospital and Clinics

| Patient Profile | Patient Visits | | Patient Visits-All Hospitals | |
|----------------------------|----------------|-------|------------------------------|------|
| | (#) | (%) | (#) | (%) |
| GENDER | | | | |
| Female | 110 | 53.4 | 121,269 | 54.3 |
| Male | 96 | 46.6 | 101,991 | 45.7 |
| Unknown | 0 | 0.0 | 13 | 0.0 |
| Not Reported | 0 | 0.0 | 5 | 0.0 |
| AGE | | | | |
| 1-28 days | 0 | 0.0 | 469 | 0.2 |
| 29-365 days | 5 | 2.4 | 3,008 | 1.3 |
| 1-4 years | 11 | 5.3 | 10,999 | 4.9 |
| 5-9 | 10 | 4.9 | 6,321 | 2.8 |
| 10-14 | 7 | 3.4 | 4,532 | 2.0 |
| 15-17 | 4 | 1.9 | 4,858 | 2.2 |
| 18-19 | 0 | 0.0 | 3,511 | 1.6 |
| 20-24 | 6 | 2.9 | 10,616 | 4.8 |
| 25-29 | 2 | 1.0 | 12,207 | 5.5 |
| 30-34 | 6 | 2.9 | 11,660 | 5.2 |
| 35-39 | 6 | 2.9 | 11,852 | 5.3 |
| 40-44 | 8 | 3.9 | 14,382 | 6.4 |
| 45-49 | 8 | 3.9 | 17,465 | 7.8 |
| 50-54 | 21 | 10.2 | 24,332 | 10.9 |
| 55-59 | 26 | 12.6 | 20,472 | 9.2 |
| 60-64 | 12 | 5.8 | 17,241 | 7.7 |
| 65-69 | 24 | 11.7 | 15,102 | 6.8 |
| 70-74 | 25 | 12.1 | 12,741 | 5.7 |
| 75-79 | 11 | 5.3 | 10,692 | 4.8 |
| 80-84 | 9 | 4.4 | 6,850 | 3.1 |
| 85-89 | 5 | 2.4 | 3,124 | 1.4 |
| 90 + | 0 | 0.0 | 842 | 0.4 |
| Not Reported | 0 | 0.0 | 471 | 0.2 |
| SOURCE OF ADMISSION | | | | |
| Physician Referral | 0 | 0.0 | 197,732 | 88.6 |
| Clinic Referral | 206 | 100.0 | 511 | 0.2 |
| HMO Referral | 0 | 0.0 | 3,452 | 1.5 |
| Other Hospital | 0 | 0.0 | 121 | 0.1 |
| Skilled Nursing Facility | 0 | 0.0 | 19 | 0.0 |
| Other Health Care Facility | 0 | 0.0 | 36 | 0.0 |
| Emergency Room | 0 | 0.0 | 4,092 | 1.8 |
| Court/Law Enforcement | 0 | 0.0 | 0 | 0.0 |
| Unknown | 0 | 0.0 | 7 | 0.0 |
| Not Reported | 0 | 0.0 | 17,308 | 7.8 |

(Continued)

AMB ST 1-6
UTAH HOSPITAL AND FREESTANDING AMBULATORY SURGERY CENTER (FASC) UTILIZATION AND CHARGE PROFILE OF OUTPATIENT SURGERY, 2005
NUMBER OF SELECTED AMBULATORY SURGERY PATIENT VISITS BY PATIENT PROFILE

110 Garfield Memorial Hospital and Clinics

| Patient Profile | Patient Visits | | Patient Visits-All Hospitals | |
|---|----------------|-------|------------------------------|------|
| | (#) | (%) | (#) | (%) |
| DISCHARGE STATUS | | | | |
| Home or Self Care | 206 | 100.0 | 222,736 | 99.8 |
| Another Hospital | 0 | 0.0 | 119 | 0.1 |
| Skilled Nursing Facility | 0 | 0.0 | 104 | 0.0 |
| Intermediate Care Facility | 0 | 0.0 | 9 | 0.0 |
| Another Type of Institution | 0 | 0.0 | 26 | 0.0 |
| Under Care of Home Service | 0 | 0.0 | 191 | 0.1 |
| Left Against Medical Advice | 0 | 0.0 | 24 | 0.0 |
| Under Care of Home IV Provider | 0 | 0.0 | 11 | 0.0 |
| Expired | 0 | 0.0 | 12 | 0.0 |
| Unknown | 0 | 0.0 | 46 | 0.0 |
| Not Reported | 0 | 0.0 | 0 | 0.0 |
| PRIMARY PAYER | | | | |
| Medicare | 81 | 39.3 | 49,290 | 22.1 |
| Medicaid | 21 | 10.2 | 14,728 | 6.6 |
| Other government | 6 | 2.9 | 5,443 | 2.4 |
| Blue Cross/Blue Shield | 22 | 10.7 | 29,900 | 13.4 |
| Other Commercial | 12 | 5.8 | 14,398 | 6.4 |
| Managed Care(HMO, PPO) | 60 | 29.1 | 101,684 | 45.5 |
| Self Pay | 1 | 0.5 | 2,175 | 1.0 |
| Industrial & Worker Comp | 1 | 0.5 | 4,017 | 1.8 |
| Charity and Unclassified | 0 | 0.0 | 206 | 0.1 |
| Childrens Health Insurance | 0 | 0.0 | 197 | 0.1 |
| Unknown | 2 | 1.0 | 1,148 | 0.5 |
| Not Reported | 0 | 0.0 | 92 | 0.0 |
| LOCAL HEALTH DISTRICT OF PATIENT RESIDENCE | | | | |
| Bear River | 0 | 0.0 | 15,256 | 6.8 |
| Central Utah | 25 | 12.1 | 8,217 | 3.7 |
| Davis County | 0 | 0.0 | 22,608 | 10.1 |
| Salt Lake County | 0 | 0.0 | 78,843 | 35.3 |
| Southeastern Utah | 0 | 0.0 | 5,233 | 2.3 |
| Southwest Utah | 177 | 85.9 | 12,333 | 5.5 |
| Summit County | 0 | 0.0 | 3,135 | 1.4 |
| Tooele County | 0 | 0.0 | 4,296 | 1.9 |
| Tri-County | 0 | 0.0 | 5,769 | 2.6 |
| Utah County | 1 | 0.5 | 35,901 | 16.1 |
| Wasatch County | 0 | 0.0 | 1,724 | 0.8 |
| Weber County | 0 | 0.0 | 20,598 | 9.2 |
| Unknown Utah | 0 | 0.0 | 49 | 0.0 |
| Outside Utah | 3 | 1.5 | 9,153 | 4.1 |
| Unknown, Not Reported | 0 | 0.0 | 163 | 0.1 |

SOURCE: Utah Ambulatory Surgery Database,
Utah Health Data Committee/Office of Health Care Statistics.

AMB ST 1-1
UTAH HOSPITAL AND FREESTANDING AMBULATORY SURGERY CENTER (FASC) UTILIZATION AND CHARGE PROFILE OF OUTPATIENT SURGERY, 2005
NUMBER OF CPT-4 AND ICD-9 REPORTABLE* PROCEDURES BY SELECTED AMBULATORY SURGERY REPORTING CATEGORY

129 Gunnison Valley Hospital

| | Procedures Performed | | Procedures Performed-All Hospitals | |
|--|----------------------|-------|------------------------------------|-------|
| | (#) | (%) | (#) | (%) |
| Reporting Category(ICD-9-CM CODES) | 1,332 | 100.0 | 319,528 | 100.0 |
| Mastectomy (85.0-85.99) | 35 | 2.6 | 7,251 | 2.3 |
| Musculoskeletal (76.0-84.99) | 48 | 3.6 | 62,442 | 19.5 |
| Respiratory (30.0-34.99) | 2 | 0.2 | 3,352 | 1.0 |
| Cardiovascular (35.0-39.99) | 8 | 0.6 | 16,471 | 5.2 |
| Lymphatic/Hemetic (40.0-41.99) | 3 | 0.2 | 2,955 | 0.9 |
| Digestive System (42.0-54.99) | 845 | 63.4 | 105,537 | 33.0 |
| Urinary (55.0-59.99) | 8 | 0.6 | 8,250 | 2.6 |
| Male Genital (60.0-64.99) | 15 | 1.1 | 3,729 | 1.2 |
| Female Genital (65.0-71.99) | 67 | 5.0 | 14,736 | 4.6 |
| Endocrine/Nervous (01.0-07.99) | 28 | 2.1 | 30,031 | 9.4 |
| Eye (08.0-16.99) | 103 | 7.7 | 19,655 | 6.2 |
| Ear (18.0-20.99) | 81 | 6.1 | 15,107 | 4.7 |
| Nose, Mouth, Pharynx (21.0-29.99) | 89 | 6.7 | 30,012 | 9.4 |
| Reporting Category(CPT-4 CODES) | 1,078 | 100.0 | 307,031 | 100.0 |
| Mastectomy (19120-19220) | 12 | 1.1 | 3,138 | 1.0 |
| Musculoskeletal (20000-29909) | 31 | 2.9 | 61,634 | 20.1 |
| Respiratory (30000-32999 & 39501-39599) | 9 | 0.8 | 13,104 | 4.3 |
| Cardiovascular (33010-37799 & 93501-93660) | 266 | 24.7 | 37,099 | 12.1 |
| Lymphatic/Hemetic (38100-38999) | 0 | 0.0 | 2,706 | 0.9 |
| Digestive (40490-49999) | 580 | 53.8 | 114,818 | 37.4 |
| Urinary (50010-53899) | 9 | 0.8 | 8,591 | 2.8 |
| Male Genital (54000-55899) | 7 | 0.6 | 3,154 | 1.0 |
| Female Genital (56405-58999) | 15 | 1.4 | 11,166 | 3.6 |
| Endocrine/Nervous (60000-64999) | 9 | 0.8 | 31,549 | 10.3 |
| Eye (65091-68899) | 97 | 9.0 | 11,740 | 3.8 |
| Ear (69000-69979) | 43 | 4.0 | 8,332 | 2.7 |

SOURCE: Utah Ambulatory Surgery Database
Utah Health Data Committee/Office of Health Care Statistics.
Reportable* excludes codes in the former "Other" category and CPT blood draw codes in previous reports.

AMB ST 1-2
UTAH HOSPITAL AND FREESTANDING AMBULATORY SURGERY CENTER (FASC) UTILIZATION AND CHARGE PROFILE OF OUTPATIENT SURGERY, 2005
MOST COMMONLY PERFORMED CPT-4 AND ICD-9 REPORTABLE* PROCEDURES

129 Gunnison Valley Hospital

| ICD-9 CODE | ICD-9 DESCRIPTION | # | % | % ALL Hospitals |
|----------------------|-------------------------------------|-------|-------|-----------------|
| All ICD-9 Procedures | | 1,332 | 100.0 | 100.0 |
| 4523 | COLONOSCOPY | 222 | 16.7 | 7.33 |
| 4513 | OTHER ENDOSCOPY OF SMALL INTESTINE | 160 | 12.0 | 2.02 |
| 5123 | LAPAROSCOPIC CHOLECYSTECTOMY | 85 | 6.4 | 1.93 |
| 2001 | MYRINGOTOMY WITH INSERTION OF TUBE | 78 | 5.9 | 3.86 |
| 1341 | PHACOEMULSIFICATION&ASPIR CATARACT | 74 | 5.6 | 1.43 |
| 4542 | ENDO POLYPECTOMY LARGE INTESTINE | 63 | 4.7 | 3.85 |
| 5159 | INCISION OF OTHER BILE DUCT | 62 | 4.7 | 0.02 |
| 4525 | CLOS [ENDO] BX LARGE INTESTINE | 57 | 4.3 | 2.58 |
| 283 | TONSILLECTOMY WITH ADENOIDECTOMY | 41 | 3.1 | 1.73 |
| 5451 | LAPAROSCOPIC LYSIS PERITONEAL ADHES | 38 | 2.9 | 0.26 |
| 8521 | LOCAL EXCISION OF LESION OF BREAST | 29 | 2.2 | 0.91 |
| 0443 | RELEASE OF CARPAL TUNNEL | 26 | 2.0 | 1.13 |
| 1364 | DISCISSION OF SECONDARY MEMBRANE | 26 | 2.0 | 0.24 |
| 4516 | EGD W/CLOS BX | 26 | 2.0 | 5.33 |
| 282 | TONSILLECTOMY WITHOUT ADENOIDECTOMY | 21 | 1.6 | 0.65 |
| 806 | EXCISION SEMILUNAR CARTILAGE KNEE | 18 | 1.4 | 1.77 |
| 4467 | LAP CREATE EG SPHINCTRIC COMPETENCE | 17 | 1.3 | 0.07 |
| 8147 | OTHER REPAIR OF KNEE | 17 | 1.3 | 0.65 |
| 6902 | DILATION&CURET FOLLOWING DELIV/AB | 12 | 0.9 | 0.21 |
| 4701 | LAPAROSCOPIC APPENDECTOMY | 11 | 0.8 | 0.46 |

| CPT-4 CODE | CPT-4 DESCRIPTION | # | % | % ALL Hospitals |
|----------------------|-----------------------------------|-------|-------|-----------------|
| All CPT-4 Procedures | | 1,078 | 100.0 | 100.0 |
| 36416 | COLLECTON CAPILLARY BLOOD SPECIM | 237 | 22.0 | 0.28 |
| 45378 | COLONOSCOPY FLEX; DX-SEP PROC | 208 | 19.3 | 7.15 |
| 43235 | UGI ENDO; DX W/WO CLCT SPECMN-SP | 141 | 13.1 | 1.34 |
| 66984 | EXTRACAPSULAR CATARACT REMV IOL | 74 | 6.9 | 1.43 |
| 45385 | COLONOSCOPY FLEX; W/REMV LES-SNA | 58 | 5.4 | 1.80 |
| 45380 | COLONOSCOPY FLEX; W/BX 1/MX | 56 | 5.2 | 5.50 |
| 42820 | T&A; UNDER AGE 12 | 35 | 3.2 | 1.38 |
| 69436 | TYMPANOSTOMY GENERAL ANESTHESIA | 35 | 3.2 | 2.08 |
| 36430 | TRANSFUSION BLOOD/BLOOD COMPONENT | 24 | 2.2 | 0.26 |
| 43239 | UGI ENDO; W/BX 1/MX | 23 | 2.1 | 5.40 |
| 66821 | DISCISSION 2ND CATARACT; LASER S | 23 | 2.1 | 0.27 |
| 42826 | TONSILLECTOMY PRIM/SEC; AGE 12/O | 10 | 0.9 | 0.54 |
| 19120 | EXC BRST CYST TUMR/LES OPN M/F 1 | 9 | 0.8 | 0.59 |
| 29848 | ENDO WRST SURG REL TRNS CARP LIG | 9 | 0.8 | 0.33 |
| 64721 | NEUROPLASTY; MEDIAN CARPAL TUNNE | 9 | 0.8 | 0.72 |
| 42825 | TONSILLECT PRIM/SEC; UNDER AGE 1 | 7 | 0.6 | 0.11 |
| 27332 | ARTHROT EXC SEMILUNAR KNEE; MED/ | 6 | 0.6 | 0.01 |
| 27437 | ARTHPLSTY PAT; WITHOUT PROSTHESI | 6 | 0.6 | 0.00 |
| 58120 | DILATION & CURET DX &/ THERAPEUT | 6 | 0.6 | 0.22 |
| 27570 | MANIP KNEE JNT UNDER GEN ANESTHE | 5 | 0.5 | 0.06 |

SOURCE: Utah Ambulatory Surgery Database

Utah Health Data Committee/Office of Health Care Statistics

Reportable* excludes codes in the former "Other" category and CPT4 blood draw codes in previous reports.

AMB ST 1-3

UTAH HOSPITAL AND FREESTANDING AMBULATORY SURGERY CENTER (FASC) UTILIZATION AND CHARGE PROFILE OF OUTPATIENT SURGERY, 2005
 AVERAGE TOTAL CHARGES FOR MOST COMMONLY PERFORMED CPT-4 AND ICD-9 REPORTABLE* PROCEDURES, SINGLE ICD-9 OR CPT-4 ONLY

129 Gunnison Valley Hospital

| ICD-9 CODE | ICD-9 DESCRIPTION | # | AVE TOT CHR | AVE TOT CHR(ALL Hospitals) |
|------------------|-------------------------------------|-----|-------------|-----------------------------|
| ICD-9 Procedures | | 705 | \$1,591 | \$2,879 |
| 4523 | COLONOSCOPY | 160 | \$802 | \$903 |
| 4513 | OTHER ENDOSCOPY OF SMALL INTESTINE | 77 | \$700 | \$1,077 |
| 1341 | PHACOEMULSIFICATION&ASPIR CATARACT | 74 | \$2,204 | \$2,288 |
| 4542 | ENDO POLYPECTOMY LARGE INTESTINE | 48 | \$1,187 | \$1,238 |
| 4525 | CLOS [ENDO] BX LARGE INTESTINE | 38 | \$1,054 | \$1,300 |
| 283 | TONSILLECTOMY WITH ADENOIDECTOMY | 37 | \$1,181 | \$1,976 |
| 8521 | LOCAL EXCISION OF LESION OF BREAST | 26 | \$2,166 | \$2,505 |
| 1364 | DISCISSION OF SECONDARY MEMBRANE | 22 | \$593 | \$670 |
| 282 | TONSILLECTOMY WITHOUT ADENOIDECTOMY | 19 | \$1,292 | \$2,177 |
| 0443 | RELEASE OF CARPAL TUNNEL | 18 | \$1,832 | \$1,948 |
| 4516 | EGD W/CLOS BX | 13 | \$965 | \$1,210 |
| 6902 | DILATION&CURET FOLLOWING DELIV/AB | 11 | \$1,555 | \$2,542 |
| 4701 | LAPAROSCOPIC APPENDECTOMY | 10 | \$6,433 | \$7,458 |
| 6909 | OTHER DILATION&CURETTAGE OF UTERUS | 9 | \$1,220 | \$2,385 |
| 4467 | LAP CREATE EG SPHINCTRIC COMPETENCE | 7 | \$5,206 | \$8,491 |
| 3893 | VENOUS CATHETERIZATION NEC | 6 | \$2,446 | \$2,942 |
| 5300 | UNILATERAL REPAIR ING HERNIA NOS | 6 | \$2,057 | \$2,324 |
| 5304 | UNILAT REPR INDIRECT ING HERN-GFT | 6 | \$2,806 | \$3,549 |
| 5305 | UNILAT REPR ING HERN-GFT/PROS-NOS | 6 | \$2,835 | \$3,771 |
| 806 | EXCISION SEMILUNAR CARTILAGE KNEE | 5 | \$2,251 | \$3,682 |

| CPT-4 CODE | CPT-4 DESCRIPTION | # | AVE TOT CHR | AVE TOT CHR(ALL Hospitals) |
|------------------|----------------------------------|-----|-------------|-----------------------------|
| CPT-4 Procedures | | 888 | \$896 | \$2,664 |
| 36416 | COLLECTON CAPILLARY BLOOD SPECIM | 237 | \$87 | \$489 |
| 45378 | COLONOSCOPY FLEX; DX-SEP PROC | 151 | \$804 | \$907 |
| 43235 | UGI ENDO; DX W/WO CLCT SPECMN-SP | 75 | \$676 | \$1,012 |
| 66984 | EXTRACAPSULAR CATARACT REMV IOL | 74 | \$2,204 | \$2,926 |
| 45385 | COLONOSCOPY FLEX; W/REMV LES-SNA | 44 | \$1,178 | \$1,353 |
| 45380 | COLONOSCOPY FLEX; W/BX 1/MX | 38 | \$1,039 | \$1,227 |
| 69436 | TYMPANOSTOMY GENERAL ANESTHESIA | 33 | \$786 | \$1,069 |
| 42820 | T&A; UNDER AGE 12 | 32 | \$1,163 | \$1,897 |
| 36430 | TRANSFUSION BLOOD/BLOOD COMPONEN | 24 | \$1,210 | \$2,478 |
| 66821 | DISCISSION 2ND CATARACT; LASER S | 23 | \$617 | \$712 |
| 43239 | UGI ENDO; W/BX 1/MX | 14 | \$1,107 | \$1,205 |
| 42826 | TONSILLECTOMY PRIM/SEC; AGE 12/O | 10 | \$1,282 | \$2,223 |
| 19120 | EXC BRST CYST TUMR/LES OPN M/F 1 | 9 | \$1,872 | \$2,463 |
| 29848 | ENDO WRST SURG REL TRNS CARP LIG | 9 | \$1,820 | \$2,203 |
| 64721 | NEUROPLASTY; MEDIAN CARPAL TUNNE | 9 | \$1,825 | \$1,939 |
| 42825 | TONSILLECT PRIM/SEC; UNDER AGE 1 | 7 | \$1,174 | \$1,892 |
| 58120 | DILATION & CURET DX &/ THERAPEUT | 6 | \$1,147 | \$2,156 |
| 27332 | ARTHROT EXC SEMILUNAR KNEE; MED/ | 4 | \$2,070 | \$3,127 |
| 43249 | UGI ENDO; W/BALLOON DILAT ESOPHA | 4 | \$1,255 | \$1,471 |
| 52000 | CYSTOURETHROSCOPY-SEP PROC | 4 | \$1,252 | \$1,899 |

SOURCE: Utah Ambulatory Surgery Database
 Reportable* excludes codes in the former "Other" category and CPT4 blood draw codes in previous reports.

AMB ST 1-4
UTAH HOSPITAL AND FREESTANDING AMBULATORY SURGERY CENTER (FASC) UTILIZATION AND CHARGE PROFILE OF OUTPATIENT SURGERY, 2005
PROCEDURE APG CATEGORY, PROCEDURE APG, BASED ON REPORTABLE* CPT-4 PROCEDURES

129 Gunnison Valley Hospital

| Procedure APG category | | TOTAL # | TOTAL # (ALL Hospitals) |
|------------------------|---|---------|-------------------------|
| Procedure APG | | | |
| 01 | INTEGUMENTARY SYSTEM | 20 | 9,625 |
| | 007 COMPLEX EXCISION, BIOPSY AND DEBRIDEMENT | 4 | 1,172 |
| | 008 SIMPLE EXCISION AND BIOPSY | 2 | 975 |
| | 009 COMPLEX SKIN REPAIRS INCL INTEGUMENT GRAFTS, TRANSFER & REARRANGE | 2 | 1,274 |
| | 011 SIMPLE INCISION AND EXCISION OF BREAST | 11 | 2,672 |
| | 012 BREAST RECONSTRUCTION AND MASTECTOMY | 1 | 461 |
| 02 | MUSCULOSKELETAL SYSTEM | 28 | 55,271 |
| | 021 COMPLEX MUSCULOSKELETAL PROCEDURES EXCLUDING HAND AND FOOT | 8 | 6,574 |
| | 025 ARTHROSCOPY | 9 | 23,586 |
| | 031 BONE OR JOINT MANIPULATION UNDER ANESTHESIA | 5 | 429 |
| | 033 ARTHROPLASTY | 6 | 534 |
| 03 | RESPIRATORY SYSTEM | 3 | 7,516 |
| | 052 NEEDLE AND CATHETER BIOPSY, ASPIRATION, LAVAGE AND INTUBATION | 2 | 721 |
| | 053 COMPLEX ENDOSCOPY OF THE UPPER AIRWAY | 1 | 4,668 |
| 04 | CARDIOVASCULAR SYSTEM | 2 | 31,224 |
| | 079 REMOVAL AND REVISION OF PACEMAKER AND VASCULAR DEVICE | 1 | 844 |
| | 080 MINOR VASCULAR REPAIR AND FISTULA CONSTRUCTION | 1 | 743 |
| 05 | HEMATOLOGIC, LYMPHATIC, AND ENDOCRINE | 24 | 2,858 |
| | 097 TRANSFUSION | 24 | 808 |
| 06 | DIGESTIVE SYSTEM | 527 | 103,000 |
| | 114 PROCTOSIGMOIDOSCOPY WITH EXCISION OR BIOPSY | 2 | 445 |
| | 115 DIAGNOSTIC UPPER GI ENDOSCOPY OR INTUBATION | 164 | 20,979 |
| | 116 THERAPEUTIC UPPER GI ENDOSCOPY OR INTUBATION | 9 | 5,802 |
| | 117 LOWER GASTROINTESTINAL ENDOSCOPY | 328 | 47,252 |
| | 119 HERNIA AND HYDROCELE PROCEDURES | 15 | 7,107 |
| | 120 COMPLEX ANAL AND RECTAL PROCEDURES | 2 | 966 |
| | 123 COMPLEX LAPAROSCOPIC PROCEDURES | 7 | 14,888 |
| 07 | URINARY SYSTEM | 9 | 7,371 |
| | 135 MODERATE CYSTOURETHROSCOPY | 1 | 1,850 |
| | 136 SIMPLE CYSTOURETHROSCOPY | 4 | 617 |
| | 137 COMPLEX URETHRAL PROCEDURES | 2 | 156 |
| | 138 SIMPLE URETHRAL PROCEDURES | 2 | 149 |
| 08 | MALE GENITAL SYSTEM | 7 | 2,798 |
| | 151 TESTICULAR AND EPIDIDYMAL PROCEDURES | 4 | 1,409 |
| | 154 SIMPLE PENILE PROCEDURES | 3 | 711 |
| 09 | FEMALE GENITAL SYSTEM | 11 | 6,527 |
| | 177 SIMPLE FEMALE REPRODUCTIVE PROCEDURES | 4 | 1,484 |
| | 178 DILATION AND CURETTAGE | 6 | 663 |
| | 180 COLPOSCOPY | 1 | 196 |
| 10 | NERVOUS SYSTEM | 9 | 27,778 |
| | 198 NERVE REPAIR AND DESTRUCTION | 9 | 4,700 |
| 11 | EYE AND OCULAR ADNEXA | 97 | 11,487 |
| | 213 LASER EYE PROCEDURES | 23 | 877 |
| | 214 CATARACT PROCEDURES | 74 | 4,675 |
| 12 | FACIAL, EAR, NOSE, MOUTH AND THROAT | 103 | 28,941 |
| | 234 COMPLEX FACIAL AND ENT PROCEDURES | 4 | 5,313 |

AMB ST 1-4
UTAH HOSPITAL AND FREESTANDING AMBULATORY SURGERY CENTER (FASC) UTILIZATION AND CHARGE PROFILE OF OUTPATIENT SURGERY, 2005
PROCEDURE APG CATEGORY, PROCEDURE APG, BASED ON REPORTABLE* CPT-4 PROCEDURES

129 Gunnison Valley Hospital

| procedure APG category procedure APG | TOTAL # | TOTAL # (ALL Hospitals) |
|---|---------|-------------------------|
| 235 SIMPLE FACIAL AND ENT PROCEDURES | 43 | 14,825 |
| 236 TONSIL AND ADENOID PROCEDURES | 56 | 8,558 |

SOURCE: Utah Ambulatory Surgery Database
 Utah Health Data Committee/Office of Health Care Statistics
 Reportable* excludes codes in the former "Other" category and CPT blood draw codes in previous reports.

AMB ST 1-5
UTAH HOSPITAL AND FREESTANDING AMBULATORY SURGERY CENTER (FASC) UTILIZATION AND CHARGE PROFILE OF OUTPATIENT SURGERY, 2005
PROCEDURE APG CATEGORY, PROCEDURE APG, SINGLE APG ONLY
BASED ON REPORTABLE* CPT-4 PROCEDURES

129 Gunnison Valley Hospital

| Procedure APG category | Procedure APG | TOTAL # | AVE TOT CHR | AVE TOT CHR(ALL Hospitals) |
|------------------------|---|---------|-------------|-----------------------------|
| 01 | INTEGUMENTARY SYSTEM | 20 | \$1,717 | \$2,720 |
| | 007 COMPLEX EXCISION, BIOPSY AND DEBRIDEMENT | 4 | \$985 | \$2,947 |
| | 008 SIMPLE EXCISION AND BIOPSY | 2 | \$1,570 | \$2,811 |
| | 009 COMPLEX SKIN REPAIRS INCL INTEGUMENT GRAFTS, TRANSFER & REARRAN | 2 | \$2,039 | \$3,441 |
| | 011 SIMPLE INCISION AND EXCISION OF BREAST | 11 | \$1,923 | \$2,717 |
| | 012 BREAST RECONSTRUCTION AND MASTECTOMY | 1 | \$2,018 | \$4,527 |
| 02 | MUSCULOSKELETAL SYSTEM | 20 | \$1,877 | \$3,739 |
| | 021 COMPLEX MUSCULOSKELETAL PROCEDURES EXCLUDING HAND AND FOOT | 5 | \$2,221 | \$5,677 |
| | 025 ARTHROSCOPY | 9 | \$1,820 | \$4,162 |
| | 031 BONE OR JOINT MANIPULATION UNDER ANESTHESIA | 3 | \$900 | \$2,274 |
| | 033 ARTHROPLASTY | 3 | \$2,451 | \$5,262 |
| 03 | RESPIRATORY SYSTEM | 3 | \$1,024 | \$1,861 |
| | 052 NEEDLE AND CATHETER BIOPSY, ASPIRATION, LAVAGE AND INTUBATION | 2 | \$519 | \$1,117 |
| | 053 COMPLEX ENDOSCOPY OF THE UPPER AIRWAY | 1 | \$2,035 | \$3,101 |
| 04 | CARDIOVASCULAR SYSTEM | 2 | \$1,253 | \$11,714 |
| | 079 REMOVAL AND REVISION OF PACEMAKER AND VASCULAR DEVICE | 1 | \$1,142 | \$7,717 |
| | 080 MINOR VASCULAR REPAIR AND FISTULA CONSTRUCTION | 1 | \$1,364 | \$4,543 |
| 05 | HEMATOLOGIC, LYMPHATIC, AND ENDOCRINE | 24 | \$1,210 | \$4,419 |
| | 097 TRANSFUSION | 24 | \$1,210 | \$2,478 |
| 06 | DIGESTIVE SYSTEM | 357 | \$966 | \$1,962 |
| | 114 PROCTOSIGMOIDOSCOPY WITH EXCISION OR BIOPSY | 2 | \$877 | \$1,169 |
| | 115 DIAGNOSTIC UPPER GI ENDOSCOPY OR INTUBATION | 89 | \$744 | \$1,165 |
| | 116 THERAPEUTIC UPPER GI ENDOSCOPY OR INTUBATION | 8 | \$1,724 | \$1,658 |
| | 117 LOWER GASTROINTESTINAL ENDOSCOPY | 239 | \$912 | \$1,067 |
| | 119 HERNIA AND HYDROCELE PROCEDURES | 12 | \$2,463 | \$3,280 |
| | 120 COMPLEX ANAL AND RECTAL PROCEDURES | 2 | \$1,514 | \$2,685 |
| | 123 COMPLEX LAPAROSCOPIC PROCEDURES | 5 | \$2,538 | \$5,679 |
| 07 | URINARY SYSTEM | 8 | \$987 | \$4,153 |
| | 135 MODERATE CYSTOURETHROSCOPY | 1 | \$1,170 | \$3,140 |
| | 136 SIMPLE CYSTOURETHROSCOPY | 4 | \$1,252 | \$2,217 |
| | 137 COMPLEX URETHRAL PROCEDURES | 2 | \$597 | \$4,424 |
| | 138 SIMPLE URETHRAL PROCEDURES | 1 | \$527 | \$1,708 |
| 08 | MALE GENITAL SYSTEM | 5 | \$1,333 | \$3,036 |
| | 151 TESTICULAR AND EPIDIDYMAL PROCEDURES | 2 | \$1,810 | \$2,586 |
| | 154 SIMPLE PENILE PROCEDURES | 3 | \$1,014 | \$1,905 |
| 09 | FEMALE GENITAL SYSTEM | 10 | \$1,222 | \$3,633 |
| | 177 SIMPLE FEMALE REPRODUCTIVE PROCEDURES | 3 | \$1,246 | \$2,716 |
| | 178 DILATION AND CURETTAGE | 6 | \$1,147 | \$2,156 |
| | 180 COLPOSCOPY | 1 | \$1,599 | \$1,802 |
| 10 | NERVOUS SYSTEM | 9 | \$1,825 | \$1,539 |
| | 198 NERVE REPAIR AND DESTRUCTION | 9 | \$1,825 | \$2,246 |
| 11 | EYE AND OCULAR ADNEXA | 97 | \$1,827 | \$2,803 |
| | 213 LASER EYE PROCEDURES | 23 | \$617 | \$725 |
| | 214 CATARACT PROCEDURES | 74 | \$2,204 | \$2,930 |
| 12 | FACIAL, EAR, NOSE, MOUTH AND THROAT | 95 | \$1,059 | \$2,232 |

AMB ST 1-5
UTAH HOSPITAL AND FREESTANDING AMBULATORY SURGERY CENTER (FASC) UTILIZATION AND CHARGE PROFILE OF OUTPATIENT SURGERY, 2005
PROCEDURE APG CATEGORY, PROCEDURE APG, SINGLE APG ONLY
BASED ON REPORTABLE* CPT-4 PROCEDURES

129 Gunnison Valley Hospital

| procedure APG category Procedure APG | TOTAL # | AVE TOT CHRG | AVE TOT CHRG(ALL Hospitals) |
|---|---------|--------------|------------------------------|
| 234 COMPLEX FACIAL AND ENT PROCEDURES | 4 | \$1,827 | \$4,546 |
| 235 SIMPLE FACIAL AND ENT PROCEDURES | 39 | \$776 | \$1,623 |
| 236 TONSIL AND ADENOID PROCEDURES | 52 | \$1,211 | \$2,001 |

SOURCE: Utah Ambulatory Surgery Database
 Utah Health Data Committee/Office of Health Care Statistics
 Reportable* excludes codes in the former "Other" category and CPT blood draw codes in previous reports.

AMB ST 1-6
UTAH HOSPITAL AND FREESTANDING AMBULATORY SURGERY CENTER (FASC) UTILIZATION AND CHARGE PROFILE OF OUTPATIENT SURGERY, 2005
NUMBER OF SELECTED AMBULATORY SURGERY PATIENT VISITS BY PATIENT PROFILE

129 Gunnison Valley Hospital

| Patient Profile | Patient Visits | | Patient Visits-All Hospitals | |
|----------------------------|----------------|------|------------------------------|------|
| | (#) | (%) | (#) | (%) |
| GENDER | | | | |
| Female | 687 | 54.0 | 121,269 | 54.3 |
| Male | 585 | 46.0 | 101,991 | 45.7 |
| Unknown | 0 | 0.0 | 13 | 0.0 |
| Not Reported | 0 | 0.0 | 5 | 0.0 |
| AGE | | | | |
| 1-28 days | 63 | 5.0 | 469 | 0.2 |
| 29-365 days | 66 | 5.2 | 3,008 | 1.3 |
| 1-4 years | 147 | 11.6 | 10,999 | 4.9 |
| 5-9 | 38 | 3.0 | 6,321 | 2.8 |
| 10-14 | 25 | 2.0 | 4,532 | 2.0 |
| 15-17 | 31 | 2.4 | 4,858 | 2.2 |
| 18-19 | 14 | 1.1 | 3,511 | 1.6 |
| 20-24 | 43 | 3.4 | 10,616 | 4.8 |
| 25-29 | 50 | 3.9 | 12,207 | 5.5 |
| 30-34 | 37 | 2.9 | 11,660 | 5.2 |
| 35-39 | 43 | 3.4 | 11,852 | 5.3 |
| 40-44 | 53 | 4.2 | 14,382 | 6.4 |
| 45-49 | 57 | 4.5 | 17,465 | 7.8 |
| 50-54 | 92 | 7.2 | 24,332 | 10.9 |
| 55-59 | 70 | 5.5 | 20,472 | 9.2 |
| 60-64 | 77 | 6.1 | 17,241 | 7.7 |
| 65-69 | 110 | 8.6 | 15,102 | 6.8 |
| 70-74 | 83 | 6.5 | 12,741 | 5.7 |
| 75-79 | 88 | 6.9 | 10,692 | 4.8 |
| 80-84 | 51 | 4.0 | 6,850 | 3.1 |
| 85-89 | 27 | 2.1 | 3,124 | 1.4 |
| 90 + | 7 | 0.6 | 842 | 0.4 |
| Not Reported | 63 | 5.0 | 471 | 0.2 |
| SOURCE OF ADMISSION | | | | |
| Physician Referral | 1,243 | 97.7 | 197,732 | 88.6 |
| Clinic Referral | 0 | 0.0 | 511 | 0.2 |
| HMO Referral | 0 | 0.0 | 3,452 | 1.5 |
| Other Hospital | 0 | 0.0 | 121 | 0.1 |
| Skilled Nursing Facility | 0 | 0.0 | 19 | 0.0 |
| Other Health Care Facility | 0 | 0.0 | 36 | 0.0 |
| Emergency Room | 27 | 2.1 | 4,092 | 1.8 |
| Court/Law Enforcement | 0 | 0.0 | 0 | 0.0 |
| Unknown | 0 | 0.0 | 7 | 0.0 |
| Not Reported | 2 | 0.2 | 17,308 | 7.8 |

(Continued)

AMB ST 1-6
UTAH HOSPITAL AND FREESTANDING AMBULATORY SURGERY CENTER (FASC) UTILIZATION AND CHARGE PROFILE OF OUTPATIENT SURGERY, 2005
NUMBER OF SELECTED AMBULATORY SURGERY PATIENT VISITS BY PATIENT PROFILE

129 Gunnison Valley Hospital

| Patient Profile | Patient Visits | | Patient Visits-All Hospitals | |
|---|----------------|------|------------------------------|------|
| | (#) | (%) | (#) | (%) |
| DISCHARGE STATUS | | | | |
| Home or Self Care | 1,271 | 99.9 | 222,736 | 99.8 |
| Another Hospital | 1 | 0.1 | 119 | 0.1 |
| Skilled Nursing Facility | 0 | 0.0 | 104 | 0.0 |
| Intermediate Care Facility | 0 | 0.0 | 9 | 0.0 |
| Another Type of Institution | 0 | 0.0 | 26 | 0.0 |
| Under Care of Home Service | 0 | 0.0 | 191 | 0.1 |
| Left Against Medical Advice | 0 | 0.0 | 24 | 0.0 |
| Under Care of Home IV Provider | 0 | 0.0 | 11 | 0.0 |
| Expired | 0 | 0.0 | 12 | 0.0 |
| Unknown | 0 | 0.0 | 46 | 0.0 |
| Not Reported | 0 | 0.0 | 0 | 0.0 |
| PRIMARY PAYER | | | | |
| Medicare | 361 | 28.4 | 49,290 | 22.1 |
| Medicaid | 185 | 14.5 | 14,728 | 6.6 |
| Other government | 10 | 0.8 | 5,443 | 2.4 |
| Blue Cross/Blue Shield | 114 | 9.0 | 29,900 | 13.4 |
| Other Commercial | 129 | 10.1 | 14,398 | 6.4 |
| Managed Care(HMO, PPO) | 405 | 31.8 | 101,684 | 45.5 |
| Self Pay | 55 | 4.3 | 2,175 | 1.0 |
| Industrial & Worker Comp | 3 | 0.2 | 4,017 | 1.8 |
| Charity and Unclassified | 0 | 0.0 | 206 | 0.1 |
| Childrens Health Insurance | 0 | 0.0 | 197 | 0.1 |
| Unknown | 10 | 0.8 | 1,148 | 0.5 |
| Not Reported | 0 | 0.0 | 92 | 0.0 |
| LOCAL HEALTH DISTRICT OF PATIENT RESIDENCE | | | | |
| Bear River | 0 | 0.0 | 15,256 | 6.8 |
| Central Utah | 1,244 | 97.8 | 8,217 | 3.7 |
| Davis County | 1 | 0.1 | 22,608 | 10.1 |
| Salt Lake County | 2 | 0.2 | 78,843 | 35.3 |
| Southeastern Utah | 7 | 0.6 | 5,233 | 2.3 |
| Southwest Utah | 4 | 0.3 | 12,333 | 5.5 |
| Summit County | 0 | 0.0 | 3,135 | 1.4 |
| Tooele County | 0 | 0.0 | 4,296 | 1.9 |
| Tri-County | 0 | 0.0 | 5,769 | 2.6 |
| Utah County | 7 | 0.6 | 35,901 | 16.1 |
| Wasatch County | 0 | 0.0 | 1,724 | 0.8 |
| Weber County | 0 | 0.0 | 20,598 | 9.2 |
| Unknown Utah | 0 | 0.0 | 49 | 0.0 |
| Outside Utah | 7 | 0.6 | 9,153 | 4.1 |
| Unknown, Not Reported | 0 | 0.0 | 163 | 0.1 |

SOURCE: Utah Ambulatory Surgery Database,
Utah Health Data Committee/Office of Health Care Statistics.

AMB ST 1-1
UTAH HOSPITAL AND FREESTANDING AMBULATORY SURGERY CENTER (FASC) UTILIZATION AND CHARGE PROFILE OF OUTPATIENT SURGERY, 2005
NUMBER OF CPT-4 AND ICD-9 REPORTABLE* PROCEDURES BY SELECTED AMBULATORY SURGERY REPORTING CATEGORY

139 Heber Valley Medical Center

| | Procedures Performed | | Procedures Performed-All Hospitals | |
|--|----------------------|-------|------------------------------------|-------|
| | (#) | (%) | (#) | (%) |
| Reporting Category(ICD-9-CM CODES) | 3,424 | 100.0 | 319,528 | 100.0 |
| Mastectomy (85.0-85.99) | 6 | 0.2 | 7,251 | 2.3 |
| Musculoskeletal (76.0-84.99) | 2,051 | 59.9 | 62,442 | 19.5 |
| Respiratory (30.0-34.99) | 0 | 0.0 | 3,352 | 1.0 |
| Cardiovascular (35.0-39.99) | 0 | 0.0 | 16,471 | 5.2 |
| Lymphatic/Hemetic (40.0-41.99) | 1 | 0.0 | 2,955 | 0.9 |
| Digestive System (42.0-54.99) | 365 | 10.7 | 105,537 | 33.0 |
| Urinary (55.0-59.99) | 0 | 0.0 | 8,250 | 2.6 |
| Male Genital (60.0-64.99) | 1 | 0.0 | 3,729 | 1.2 |
| Female Genital (65.0-71.99) | 16 | 0.5 | 14,736 | 4.6 |
| Endocrine/Nervous (01.0-07.99) | 741 | 21.6 | 30,031 | 9.4 |
| Eye (08.0-16.99) | 214 | 6.3 | 19,655 | 6.2 |
| Ear (18.0-20.99) | 19 | 0.6 | 15,107 | 4.7 |
| Nose, Mouth, Pharynx (21.0-29.99) | 10 | 0.3 | 30,012 | 9.4 |
| Reporting Category(CPT-4 CODES) | 2,828 | 100.0 | 307,031 | 100.0 |
| Mastectomy (19120-19220) | 5 | 0.2 | 3,138 | 1.0 |
| Musculoskeletal (20000-29909) | 1,543 | 54.6 | 61,634 | 20.1 |
| Respiratory (30000-32999 & 39501-39599) | 0 | 0.0 | 13,104 | 4.3 |
| Cardiovascular (33010-37799 & 93501-93660) | 0 | 0.0 | 37,099 | 12.1 |
| Lymphatic/Hemetic (38100-38999) | 1 | 0.0 | 2,706 | 0.9 |
| Digestive (40490-49999) | 373 | 13.2 | 114,818 | 37.4 |
| Urinary (50010-53899) | 0 | 0.0 | 8,591 | 2.8 |
| Male Genital (54000-55899) | 1 | 0.0 | 3,154 | 1.0 |
| Female Genital (56405-58999) | 6 | 0.2 | 11,166 | 3.6 |
| Endocrine/Nervous (60000-64999) | 773 | 27.3 | 31,549 | 10.3 |
| Eye (65091-68899) | 117 | 4.1 | 11,740 | 3.8 |
| Ear (69000-69979) | 9 | 0.3 | 8,332 | 2.7 |

SOURCE: Utah Ambulatory Surgery Database

Utah Health Data Committee/Office of Health Care Statistics.

Reportable* excludes codes in the former "Other" category and CPT blood draw codes in previous reports.

AMB ST 1-2
UTAH HOSPITAL AND FREESTANDING AMBULATORY SURGERY CENTER (FASC) UTILIZATION AND CHARGE PROFILE OF OUTPATIENT SURGERY, 2005
MOST COMMONLY PERFORMED CPT-4 AND ICD-9 REPORTABLE* PROCEDURES

139 Heber Valley Medical Center

| ICD-9 CODE | ICD-9 DESCRIPTION | # | % | % ALL Hospitals |
|----------------------|-------------------------------------|-------|-------|-----------------|
| All ICD-9 Procedures | | 3,424 | 100.0 | 100.0 |
| 0392 | INJECTION OTH AGT INTO SPINAL CANAL | 424 | 12.4 | 3.15 |
| 806 | EXCISION SEMILUNAR CARTILAGE KNEE | 331 | 9.7 | 1.77 |
| 0391 | INJECTION ANES-SPINAL CANAL ANALG | 238 | 7.0 | 2.49 |
| 7766 | LOCAL EXCISION LESION/TISSUE PAT | 203 | 5.9 | 0.13 |
| 4523 | COLONOSCOPY | 179 | 5.2 | 7.33 |
| 7765 | LOCAL EXCISION LESION/TISSUE FEMUR | 158 | 4.6 | 0.12 |
| 8145 | OTHER REPAIR THE CRUCIATE LIGAMENTS | 139 | 4.1 | 0.54 |
| 8076 | SYNOVECTOMY OF KNEE | 108 | 3.2 | 0.38 |
| 7767 | LOCAL EXC LESION/TISSUE TIB&FIB | 107 | 3.1 | 0.11 |
| 8363 | ROTATOR CUFF REPAIR | 92 | 2.7 | 0.66 |
| 8086 | OTH LOCAL EXC/DESTRUC LES KNEE JNT | 88 | 2.6 | 0.85 |
| 8147 | OTHER REPAIR OF KNEE | 87 | 2.5 | 0.65 |
| 1341 | PHACOEMULSIFICATION&ASPIR CATARACT | 84 | 2.5 | 1.43 |
| 1371 | INSRT IOL-CATARACT EXTRACT-1 STAGE | 83 | 2.4 | 1.42 |
| 8081 | OTH LOCAL EXC/DESTRUC LES SHLDR JNT | 80 | 2.3 | 0.40 |
| 4525 | CLOS [ENDO] BX LARGE INTESTINE | 67 | 2.0 | 2.58 |
| 8046 | DIV JOINT CAP LIGAMENT/CART KNEE | 64 | 1.9 | 0.33 |
| 8183 | OTHER REPAIR OF SHOULDER | 63 | 1.8 | 0.73 |
| 7781 | OTH PART OSTEC SCAPULA CLAV&THORAX | 60 | 1.8 | 0.49 |
| 4516 | EGD W/CLOS BX | 39 | 1.1 | 5.33 |

| CPT-4 CODE | CPT-4 DESCRIPTION | # | % | % ALL Hospitals |
|----------------------|----------------------------------|-------|-------|-----------------|
| All CPT-4 Procedures | | 2,828 | 100.0 | 100.0 |
| 29881 | SCOPE KNEE SURG;W/MENISCECT MED/ | 280 | 9.9 | 1.52 |
| 62311 | INJ 1 NOT NEUROLYTIC-EPID; LUMB/ | 188 | 6.6 | 1.69 |
| 45378 | COLONOSCOPY FLEX; DX-SEP PROC | 179 | 6.3 | 7.15 |
| 64483 | INJ ANES EPIDURL; LUMB/SAC 1 LEV | 170 | 6.0 | 1.04 |
| 29888 | ARTHSCPY AIDED ACL REPR/AUG/RECO | 138 | 4.9 | 0.54 |
| 29826 | SCOPE SHOULDER; DECOMP SUBACROM | 137 | 4.8 | 0.96 |
| 64476 | INJ ANES FACET JT; LUMB/SAC-EA A | 97 | 3.4 | 0.72 |
| 29827 | SCOPE SHLDR SURG; W/ROTOR CUFF R | 89 | 3.1 | 0.43 |
| 64484 | INJ ANES EPIDURL; LUMB/SAC-EA AD | 86 | 3.0 | 0.53 |
| 66984 | EXTRACAPSULAR CATARACT REMV IOL | 84 | 3.0 | 1.43 |
| 29877 | SCOPE KNEE SURG; DEBRID/SHAVE CA | 69 | 2.4 | 0.95 |
| 45380 | COLONOSCOPY FLEX; W/BX 1/MX | 68 | 2.4 | 5.50 |
| 29823 | SCOPE SHOULDER SURGICAL; DEBRID | 62 | 2.2 | 0.16 |
| 29824 | SCOPE SHLDR SURG;DIST CLAVICULEC | 59 | 2.1 | 0.36 |
| 29873 | SCOPE KNEE SURGICAL; W/LAT RELEA | 55 | 1.9 | 0.30 |
| 64472 | INJ ANES FACET JT; CERV/THOR-EA | 54 | 1.9 | 0.20 |
| 20680 | REMOVAL OF IMPLANT; DEEP | 53 | 1.9 | 0.87 |
| 29880 | SCOPE KNEE SURG;W/MENISCECT MED& | 50 | 1.8 | 0.37 |
| 29879 | SCOPE KNEE SURG; ABRASION ARTHPL | 46 | 1.6 | 0.25 |
| 29876 | SCOPE KNEE SURG; SYNOVECTOMY MAJ | 45 | 1.6 | 0.11 |

SOURCE: Utah Ambulatory Surgery Database

Utah Health Data Committee/Office of Health Care Statistics

Reportable* excludes codes in the former "Other" category and CPT4 blood draw codes in previous reports.

AMB ST 1-3

UTAH HOSPITAL AND FREESTANDING AMBULATORY SURGERY CENTER (FASC) UTILIZATION AND CHARGE PROFILE OF OUTPATIENT SURGERY, 2005
 AVERAGE TOTAL CHARGES FOR MOST COMMONLY PERFORMED CPT-4 AND ICD-9 REPORTABLE* PROCEDURES, SINGLE ICD-9 OR CPT-4 ONLY

139 Heber Valley Medical Center

| ICD-9 CODE | ICD-9 DESCRIPTION | # | AVE TOT CHRG | AVE TOT CHRG(ALL Hospitals) |
|------------------|-------------------------------------|-----|--------------|------------------------------|
| ICD-9 Procedures | | 944 | \$2,597 | \$2,879 |
| 0392 | INJECTION OTH AGT INTO SPINAL CANAL | 190 | \$1,170 | \$813 |
| 4523 | COLONOSCOPY | 169 | \$1,063 | \$903 |
| 4525 | CLOS [ENDO] BX LARGE INTESTINE | 60 | \$1,276 | \$1,300 |
| 806 | EXCISION SEMILUNAR CARTILAGE KNEE | 50 | \$4,238 | \$3,682 |
| 8145 | OTHER REPAIR THE CRUCIATE LIGAMENTS | 31 | \$6,524 | \$7,626 |
| 0443 | RELEASE OF CARPAL TUNNEL | 30 | \$2,737 | \$1,948 |
| 1359 | OTHER EXTRACAPSULAR EXTRACTION LENS | 27 | \$969 | \$986 |
| 8363 | ROTATOR CUFF REPAIR | 27 | \$6,463 | \$7,038 |
| 4516 | EGD W/CLOS BX | 25 | \$1,127 | \$1,210 |
| 8086 | OTH LOCAL EXC/DESTRUC LES KNEE JNT | 22 | \$4,560 | \$3,202 |
| 8076 | SYNOVECTOMY OF KNEE | 19 | \$4,162 | \$3,962 |
| 4513 | OTHER ENDOSCOPY OF SMALL INTESTINE | 18 | \$1,275 | \$1,077 |
| 5123 | LAPAROSCOPIC CHOLECYSTECTOMY | 17 | \$7,102 | \$5,675 |
| 7867 | REMOVAL IMPL DEVICE FROM TIBIA&FIB | 13 | \$2,370 | \$2,461 |
| 8192 | INJ THERAPEUTIC SBTNC IN JNT/LIG | 13 | \$1,673 | \$902 |
| 7766 | LOCAL EXCISION LESION/TISSUE PAT | 11 | \$4,441 | \$4,337 |
| 8193 | SUT CAPSULE/LIGAMENT UPPER EXTREM | 10 | \$5,466 | \$5,295 |
| 8221 | EXCISION LESION TENDON SHEATH HAND | 10 | \$1,964 | \$2,062 |
| 031 | DIVISION OF INTRASPINAL NERVE ROOT | 8 | \$2,434 | \$2,711 |
| 5303 | UNILAT REPR DIRECT ING HERN-GFT | 8 | \$3,145 | \$3,672 |

| CPT-4 CODE | CPT-4 DESCRIPTION | # | AVE TOT CHRG | AVE TOT CHRG(ALL Hospitals) |
|------------------|----------------------------------|-------|--------------|------------------------------|
| CPT-4 Procedures | | 1,301 | \$2,786 | \$2,664 |
| 45378 | COLONOSCOPY FLEX; DX-SEP PROC | 169 | \$1,063 | \$907 |
| 62311 | INJ 1 NOT NEUROLYTIC-EPID; LUMB/ | 159 | \$1,156 | \$941 |
| 29881 | SCOPE KNEE SURG;W/MENISCECT MED/ | 154 | \$4,298 | \$3,661 |
| 64483 | INJ ANES EPIDURL; LUMB/SAC 1 LEV | 85 | \$1,237 | \$1,123 |
| 66984 | EXTRACAPSULAR CATARACT REMV IOL | 83 | \$3,066 | \$2,926 |
| 45380 | COLONOSCOPY FLEX; W/BX 1/MX | 61 | \$1,278 | \$1,227 |
| 29888 | ARTHSCPY AIDED ACL REPR/AUG/RECO | 52 | \$6,558 | \$7,550 |
| 29873 | SCOPE KNEE SURGICAL; W/LAT RELEA | 35 | \$5,012 | \$3,962 |
| 29877 | SCOPE KNEE SURG; DEBRID/SHAVE CA | 35 | \$4,505 | \$3,334 |
| 62310 | INJ 1 NOT NEUROLYTIC-EPID;CERV/T | 34 | \$1,413 | \$1,017 |
| 29880 | SCOPE KNEE SURG;W/MENISCECT MED& | 30 | \$4,265 | \$3,915 |
| 20680 | REMOVAL OF IMPLANT; DEEP | 27 | \$2,421 | \$2,573 |
| 66821 | DISCISSION 2ND CATARACT; LASER S | 27 | \$969 | \$712 |
| 43239 | UGI ENDO; W/BX 1/MX | 25 | \$1,127 | \$1,205 |
| 29875 | SCOPE KNEE; SYNOVECT LTD SEP PRO | 24 | \$4,279 | \$3,541 |
| 29848 | ENDO WRST SURG REL TRNS CARP LIG | 19 | \$3,183 | \$2,203 |
| 49505 | REPR INIT ING HERNIA 5YR/MORE; R | 19 | \$3,359 | \$3,442 |
| 29806 | SCOPE SHOULDER SURGICAL; CPSLORR | 16 | \$5,815 | \$6,513 |
| 29879 | SCOPE KNEE SURG; ABRASION ARTHPL | 16 | \$4,314 | \$4,256 |
| 43235 | UGI ENDO; DX W/VO CLCT SPECMN-SP | 13 | \$1,353 | \$1,012 |

SOURCE: Utah Ambulatory Surgery Database
 Reportable* excludes codes in the former "Other" category and CPT4 blood draw codes in previous reports.

AMB ST 1-4
UTAH HOSPITAL AND FREESTANDING AMBULATORY SURGERY CENTER (FASC) UTILIZATION AND CHARGE PROFILE OF OUTPATIENT SURGERY, 2005
PROCEDURE APG CATEGORY, PROCEDURE APG, BASED ON REPORTABLE* CPT-4 PROCEDURES

139 Heber Valley Medical Center

| Procedure APG category | | TOTAL # | TOTAL # (ALL Hospitals) |
|------------------------|--|---------|-------------------------|
| Procedure APG | | | |
| 01 | INTEGUMENTARY SYSTEM | 21 | 9,625 |
| | 003 COMPLEX INCISION AND DRAINAGE | 1 | 93 |
| | 004 SIMPLE INCISION AND DRAINAGE | 1 | 36 |
| | 007 COMPLEX EXCISION, BIOPSY AND DEBRIDEMENT | 10 | 1,172 |
| | 008 SIMPLE EXCISION AND BIOPSY | 4 | 975 |
| | 011 SIMPLE INCISION AND EXCISION OF BREAST | 5 | 2,672 |
| 02 | MUSCULOSKELETAL SYSTEM | 1,499 | 55,271 |
| | 021 COMPLEX MUSCULOSKELETAL PROCEDURES EXCLUDING HAND AND FOOT | 70 | 6,574 |
| | 022 SIMPLE MUSCULOSKELETAL PROCEDURES EXCLUDING HAND AND FOOT | 39 | 2,116 |
| | 023 COMPLEX HAND AND FOOT MUSCULOSKELETAL PROCEDURES | 2 | 1,982 |
| | 024 SIMPLE HAND AND FOOT MUSCULOSKELETAL PROCEDURES | 84 | 11,501 |
| | 025 ARTHROSCOPY | 1,218 | 23,586 |
| | 027 SPLINT, STRAPPING AND CAST REMOVAL | 1 | 103 |
| | 028 CLOSED TREATMENT FX & DISLOCATION OF FINGER, TOE & TRUNK | 1 | 56 |
| | 029 CLOSED TREATMENT FX & DISLOCATION EXC FINGER, TOE & TRUNK | 4 | 610 |
| | 030 OPEN OR PERCUTANEOUS TREATMENT OF FRACTURES | 36 | 4,047 |
| | 031 BONE OR JOINT MANIPULATION UNDER ANESTHESIA | 2 | 429 |
| | 032 BUNION PROCEDURES | 5 | 1,497 |
| | 035 ARTHROCENTESIS AND LIGAMENT OR TENDON INJECTION | 37 | 1,881 |
| 05 | HEMATOLOGIC, LYMPHATIC, AND ENDOCRINE | 1 | 2,858 |
| | 095 DEEP LYMPH STRUCTURE AND THYROID PROCEDURES | 1 | 1,920 |
| 06 | DIGESTIVE SYSTEM | 369 | 103,000 |
| | 115 DIAGNOSTIC UPPER GI ENDOSCOPY OR INTUBATION | 56 | 20,979 |
| | 116 THERAPEUTIC UPPER GI ENDOSCOPY OR INTUBATION | 5 | 5,802 |
| | 117 LOWER GASTROINTESTINAL ENDOSCOPY | 248 | 47,252 |
| | 119 HERNIA AND HYDROCELE PROCEDURES | 27 | 7,107 |
| | 120 COMPLEX ANAL AND RECTAL PROCEDURES | 1 | 966 |
| | 122 MISCELLANEOUS ABDOMINAL PROCEDURES | 1 | 490 |
| | 123 COMPLEX LAPAROSCOPIC PROCEDURES | 31 | 14,888 |
| 10 | NERVOUS SYSTEM | 770 | 27,778 |
| | 195 NERVOUS SYSTEM INJECTIONS, STIMULATIONS OR CRANIAL TAP | 738 | 21,371 |
| | 196 REVISION AND REMOVAL OF NEUROLOGICAL DEVICE | 3 | 229 |
| | 197 NEUROSTIMULATOR AND VENTRICULAR SHUNT IMPLANTATION | 5 | 776 |
| | 198 NERVE REPAIR AND DESTRUCTION | 24 | 4,700 |
| 11 | EYE AND OCULAR ADNEXA | 117 | 11,487 |
| | 213 LASER EYE PROCEDURES | 28 | 877 |
| | 214 CATARACT PROCEDURES | 84 | 4,675 |
| | 216 MODERATE ANTERIOR SEGMENT EYE PROCEDURES | 2 | 322 |
| | 217 SIMPLE ANTERIOR SEGMENT EYE PROCEDURES | 1 | 201 |
| | 221 COMPLEX REPAIR AND PLASTIC PROCEDURES OF EYE | 1 | 787 |
| | 222 SIMPLE REPAIR AND PLASTIC PROCEDURES OF EYE | 1 | 630 |
| 12 | FACIAL, EAR, NOSE, MOUTH AND THROAT | 18 | 28,941 |
| | 235 SIMPLE FACIAL AND ENT PROCEDURES | 9 | 14,825 |
| | 236 TONSIL AND ADENOID PROCEDURES | 9 | 8,558 |
| 13 | THERAPEUTIC AND OTHER RADIOLOGICAL PROCEDURES | 3 | 3,489 |

SOURCE: Utah Ambulatory Surgery Database

Utah Health Data Committee/Office of Health Care Statistics

Reportable* excludes codes in the former "Other" category and CPT blood draw codes in previous reports.

AMB ST 1-5
UTAH HOSPITAL AND FREESTANDING AMBULATORY SURGERY CENTER (FASC) UTILIZATION AND CHARGE PROFILE OF OUTPATIENT SURGERY, 2005
PROCEDURE APG CATEGORY, PROCEDURE APG, SINGLE APG ONLY
BASED ON REPORTABLE* CPT-4 PROCEDURES

139 Heber Valley Medical Center

| Procedure APG category | Procedure APG | TOTAL # | AVE TOT CHR | AVE TOT CHR(ALL Hospitals) |
|------------------------|--|---------|-------------|-----------------------------|
| 01 | INTEGUMENTARY SYSTEM | 13 | \$2,243 | \$2,720 |
| | 003 COMPLEX INCISION AND DRAINAGE | 1 | \$2,357 | \$3,617 |
| | 004 SIMPLE INCISION AND DRAINAGE | 1 | \$2,360 | \$2,404 |
| | 007 COMPLEX EXCISION, BIOPSY AND DEBRIDEMENT | 3 | \$2,295 | \$2,947 |
| | 008 SIMPLE EXCISION AND BIOPSY | 3 | \$2,108 | \$2,811 |
| | 011 SIMPLE INCISION AND EXCISION OF BREAST | 5 | \$2,248 | \$2,717 |
| 02 | MUSCULOSKELETAL SYSTEM | 521 | \$4,352 | \$3,739 |
| | 021 COMPLEX MUSCULOSKELETAL PROCEDURES EXCLUDING HAND AND FOOT | 21 | \$3,878 | \$5,677 |
| | 022 SIMPLE MUSCULOSKELETAL PROCEDURES EXCLUDING HAND AND FOOT | 5 | \$3,916 | \$3,550 |
| | 024 SIMPLE HAND AND FOOT MUSCULOSKELETAL PROCEDURES | 40 | \$2,278 | \$2,497 |
| | 025 ARTHROSCOPY | 415 | \$4,709 | \$4,162 |
| | 029 CLOSED TREATMENT FX & DISLOCATION EXC FINGER, TOE & TRUNK | 3 | \$1,744 | \$2,873 |
| | 030 OPEN OR PERCUTANEOUS TREATMENT OF FRACTURES | 23 | \$3,883 | \$4,697 |
| | 032 BUNION PROCEDURES | 1 | \$2,418 | \$3,289 |
| | 035 ARTHROCENTESIS AND LIGAMENT OR TENDON INJECTION | 13 | \$1,863 | \$792 |
| 05 | HEMATOLOGIC, LYMPHATIC, AND ENDOCRINE | 1 | \$2,185 | \$4,419 |
| | 095 DEEP LYMPH STRUCTURE AND THYROID PROCEDURES | 1 | \$2,185 | \$4,406 |
| 06 | DIGESTIVE SYSTEM | 327 | \$1,738 | \$1,962 |
| | 115 DIAGNOSTIC UPPER GI ENDOSCOPY OR INTUBATION | 39 | \$1,207 | \$1,165 |
| | 116 THERAPEUTIC UPPER GI ENDOSCOPY OR INTUBATION | 5 | \$1,073 | \$1,658 |
| | 117 LOWER GASTROINTESTINAL ENDOSCOPY | 231 | \$1,121 | \$1,067 |
| | 119 HERNIA AND HYDROCELE PROCEDURES | 23 | \$3,275 | \$3,280 |
| | 120 COMPLEX ANAL AND RECTAL PROCEDURES | 1 | \$2,237 | \$2,685 |
| | 122 MISCELLANEOUS ABDOMINAL PROCEDURES | 1 | \$2,715 | \$2,977 |
| | 123 COMPLEX LAPAROSCOPIC PROCEDURES | 27 | \$6,544 | \$5,679 |
| 10 | NERVOUS SYSTEM | 294 | \$1,257 | \$1,539 |
| | 195 NERVOUS SYSTEM INJECTIONS, STIMULATIONS OR CRANIAL TAP | 281 | \$1,217 | \$994 |
| | 198 NERVE REPAIR AND DESTRUCTION | 13 | \$2,141 | \$2,246 |
| 11 | EYE AND OCULAR ADNEXA | 113 | \$2,552 | \$2,803 |
| | 213 LASER EYE PROCEDURES | 27 | \$969 | \$725 |
| | 214 CATARACT PROCEDURES | 83 | \$3,066 | \$2,930 |
| | 216 MODERATE ANTERIOR SEGMENT EYE PROCEDURES | 2 | \$2,471 | \$2,211 |
| | 217 SIMPLE ANTERIOR SEGMENT EYE PROCEDURES | 1 | \$2,835 | \$2,213 |
| 12 | FACIAL, EAR, NOSE, MOUTH AND THROAT | 18 | \$1,808 | \$2,232 |
| | 235 SIMPLE FACIAL AND ENT PROCEDURES | 9 | \$1,404 | \$1,623 |
| | 236 TONSIL AND ADENOID PROCEDURES | 9 | \$2,212 | \$2,001 |

SOURCE: Utah Ambulatory Surgery Database

Utah Health Data Committee/Office of Health Care Statistics

Reportable* excludes codes in the former "Other" category and CPT blood draw codes in previous reports.

AMB ST 1-6
UTAH HOSPITAL AND FREESTANDING AMBULATORY SURGERY CENTER (FASC) UTILIZATION AND CHARGE PROFILE OF OUTPATIENT SURGERY, 2005
NUMBER OF SELECTED AMBULATORY SURGERY PATIENT VISITS BY PATIENT PROFILE

139 Heber Valley Medical Center

| Patient Profile | Patient Visits | | Patient Visits-All Hospitals | |
|----------------------------|----------------|------|------------------------------|------|
| | (#) | (%) | (#) | (%) |
| GENDER | | | | |
| Female | 899 | 46.4 | 121,269 | 54.3 |
| Male | 1,039 | 53.6 | 101,991 | 45.7 |
| Unknown | 0 | 0.0 | 13 | 0.0 |
| Not Reported | 0 | 0.0 | 5 | 0.0 |
| AGE | | | | |
| 1-28 days | 0 | 0.0 | 469 | 0.2 |
| 29-365 days | 0 | 0.0 | 3,008 | 1.3 |
| 1-4 years | 10 | 0.5 | 10,999 | 4.9 |
| 5-9 | 7 | 0.4 | 6,321 | 2.8 |
| 10-14 | 17 | 0.9 | 4,532 | 2.0 |
| 15-17 | 69 | 3.6 | 4,858 | 2.2 |
| 18-19 | 46 | 2.4 | 3,511 | 1.6 |
| 20-24 | 92 | 4.7 | 10,616 | 4.8 |
| 25-29 | 96 | 5.0 | 12,207 | 5.5 |
| 30-34 | 95 | 4.9 | 11,660 | 5.2 |
| 35-39 | 142 | 7.3 | 11,852 | 5.3 |
| 40-44 | 159 | 8.2 | 14,382 | 6.4 |
| 45-49 | 227 | 11.7 | 17,465 | 7.8 |
| 50-54 | 253 | 13.1 | 24,332 | 10.9 |
| 55-59 | 188 | 9.7 | 20,472 | 9.2 |
| 60-64 | 154 | 7.9 | 17,241 | 7.7 |
| 65-69 | 125 | 6.4 | 15,102 | 6.8 |
| 70-74 | 112 | 5.8 | 12,741 | 5.7 |
| 75-79 | 73 | 3.8 | 10,692 | 4.8 |
| 80-84 | 45 | 2.3 | 6,850 | 3.1 |
| 85-89 | 21 | 1.1 | 3,124 | 1.4 |
| 90 + | 7 | 0.4 | 842 | 0.4 |
| Not Reported | 0 | 0.0 | 471 | 0.2 |
| SOURCE OF ADMISSION | | | | |
| Physician Referral | 1,911 | 98.6 | 197,732 | 88.6 |
| Clinic Referral | 0 | 0.0 | 511 | 0.2 |
| HMO Referral | 0 | 0.0 | 3,452 | 1.5 |
| Other Hospital | 0 | 0.0 | 121 | 0.1 |
| Skilled Nursing Facility | 0 | 0.0 | 19 | 0.0 |
| Other Health Care Facility | 0 | 0.0 | 36 | 0.0 |
| Emergency Room | 27 | 1.4 | 4,092 | 1.8 |
| Court/Law Enforcement | 0 | 0.0 | 0 | 0.0 |
| Unknown | 0 | 0.0 | 7 | 0.0 |
| Not Reported | 0 | 0.0 | 17,308 | 7.8 |

(Continued)

AMB ST 1-6
UTAH HOSPITAL AND FREESTANDING AMBULATORY SURGERY CENTER (FASC) UTILIZATION AND CHARGE PROFILE OF OUTPATIENT SURGERY, 2005
NUMBER OF SELECTED AMBULATORY SURGERY PATIENT VISITS BY PATIENT PROFILE

139 Heber Valley Medical Center

| Patient Profile | Patient Visits | | Patient Visits-All Hospitals | |
|---|----------------|------|------------------------------|------|
| | (#) | (%) | (#) | (%) |
| DISCHARGE STATUS | | | | |
| Home or Self Care | 1,935 | 99.8 | 222,736 | 99.8 |
| Another Hospital | 3 | 0.2 | 119 | 0.1 |
| Skilled Nursing Facility | 0 | 0.0 | 104 | 0.0 |
| Intermediate Care Facility | 0 | 0.0 | 9 | 0.0 |
| Another Type of Institution | 0 | 0.0 | 26 | 0.0 |
| Under Care of Home Service | 0 | 0.0 | 191 | 0.1 |
| Left Against Medical Advice | 0 | 0.0 | 24 | 0.0 |
| Under Care of Home IV Provider | 0 | 0.0 | 11 | 0.0 |
| Expired | 0 | 0.0 | 12 | 0.0 |
| Unknown | 0 | 0.0 | 46 | 0.0 |
| Not Reported | 0 | 0.0 | 0 | 0.0 |
| PRIMARY PAYER | | | | |
| Medicare | 348 | 18.0 | 49,290 | 22.1 |
| Medicaid | 25 | 1.3 | 14,728 | 6.6 |
| Other government | 21 | 1.1 | 5,443 | 2.4 |
| Blue Cross/Blue Shield | 363 | 18.7 | 29,900 | 13.4 |
| Other Commercial | 165 | 8.5 | 14,398 | 6.4 |
| Managed Care(HMO, PPO) | 892 | 46.0 | 101,684 | 45.5 |
| Self Pay | 32 | 1.7 | 2,175 | 1.0 |
| Industrial & Worker Comp | 88 | 4.5 | 4,017 | 1.8 |
| Charity and Unclassified | 0 | 0.0 | 206 | 0.1 |
| Childrens Health Insurance | 0 | 0.0 | 197 | 0.1 |
| Unknown | 4 | 0.2 | 1,148 | 0.5 |
| Not Reported | 0 | 0.0 | 92 | 0.0 |
| LOCAL HEALTH DISTRICT OF PATIENT RESIDENCE | | | | |
| Bear River | 4 | 0.2 | 15,256 | 6.8 |
| Central Utah | 7 | 0.4 | 8,217 | 3.7 |
| Davis County | 24 | 1.2 | 22,608 | 10.1 |
| Salt Lake County | 237 | 12.2 | 78,843 | 35.3 |
| Southeastern Utah | 2 | 0.1 | 5,233 | 2.3 |
| Southwest Utah | 6 | 0.3 | 12,333 | 5.5 |
| Summit County | 627 | 32.4 | 3,135 | 1.4 |
| Tooele County | 9 | 0.5 | 4,296 | 1.9 |
| Tri-County | 66 | 3.4 | 5,769 | 2.6 |
| Utah County | 58 | 3.0 | 35,901 | 16.1 |
| Wasatch County | 737 | 38.0 | 1,724 | 0.8 |
| Weber County | 27 | 1.4 | 20,598 | 9.2 |
| Unknown Utah | 0 | 0.0 | 49 | 0.0 |
| Outside Utah | 130 | 6.7 | 9,153 | 4.1 |
| Unknown, Not Reported | 4 | 0.2 | 163 | 0.1 |

SOURCE: Utah Ambulatory Surgery Database,
Utah Health Data Committee/Office of Health Care Statistics.

AMB ST 1-1
UTAH HOSPITAL AND FREESTANDING AMBULATORY SURGERY CENTER (FASC) UTILIZATION AND CHARGE PROFILE OF OUTPATIENT SURGERY, 2005
NUMBER OF CPT-4 AND ICD-9 REPORTABLE* PROCEDURES BY SELECTED AMBULATORY SURGERY REPORTING CATEGORY

117 Jordan Valley Hospital

| | Procedures Performed | | Procedures Performed-All Hospitals | |
|--|----------------------|-------|------------------------------------|-------|
| | (#) | (%) | (#) | (%) |
| Reporting Category(ICD-9-CM CODES) | 5,339 | 100.0 | 319,528 | 100.0 |
| Mastectomy (85.0-85.99) | 149 | 2.8 | 7,251 | 2.3 |
| Musculoskeletal (76.0-84.99) | 1,126 | 21.1 | 62,442 | 19.5 |
| Respiratory (30.0-34.99) | 48 | 0.9 | 3,352 | 1.0 |
| Cardiovascular (35.0-39.99) | 29 | 0.5 | 16,471 | 5.2 |
| Lymphatic/Hemetic (40.0-41.99) | 29 | 0.5 | 2,955 | 0.9 |
| Digestive System (42.0-54.99) | 1,986 | 37.2 | 105,537 | 33.0 |
| Urinary (55.0-59.99) | 168 | 3.1 | 8,250 | 2.6 |
| Male Genital (60.0-64.99) | 52 | 1.0 | 3,729 | 1.2 |
| Female Genital (65.0-71.99) | 504 | 9.4 | 14,736 | 4.6 |
| Endocrine/Nervous (01.0-07.99) | 145 | 2.7 | 30,031 | 9.4 |
| Eye (08.0-16.99) | 66 | 1.2 | 19,655 | 6.2 |
| Ear (18.0-20.99) | 423 | 7.9 | 15,107 | 4.7 |
| Nose, Mouth, Pharynx (21.0-29.99) | 614 | 11.5 | 30,012 | 9.4 |
| Reporting Category(CPT-4 CODES) | 5,202 | 100.0 | 307,031 | 100.0 |
| Mastectomy (19120-19220) | 65 | 1.2 | 3,138 | 1.0 |
| Musculoskeletal (20000-29909) | 1,273 | 24.5 | 61,634 | 20.1 |
| Respiratory (30000-32999 & 39501-39599) | 321 | 6.2 | 13,104 | 4.3 |
| Cardiovascular (33010-37799 & 93501-93660) | 72 | 1.4 | 37,099 | 12.1 |
| Lymphatic/Hemetic (38100-38999) | 29 | 0.6 | 2,706 | 0.9 |
| Digestive (40490-49999) | 2,216 | 42.6 | 114,818 | 37.4 |
| Urinary (50010-53899) | 330 | 6.3 | 8,591 | 2.8 |
| Male Genital (54000-55899) | 39 | 0.7 | 3,154 | 1.0 |
| Female Genital (56405-58999) | 425 | 8.2 | 11,166 | 3.6 |
| Endocrine/Nervous (60000-64999) | 179 | 3.4 | 31,549 | 10.3 |
| Eye (65091-68899) | 36 | 0.7 | 11,740 | 3.8 |
| Ear (69000-69979) | 217 | 4.2 | 8,332 | 2.7 |

SOURCE: Utah Ambulatory Surgery Database

Utah Health Data Committee/Office of Health Care Statistics.

Reportable* excludes codes in the former "Other" category and CPT blood draw codes in previous reports.

AMB ST 1-2
UTAH HOSPITAL AND FREESTANDING AMBULATORY SURGERY CENTER (FASC) UTILIZATION AND CHARGE PROFILE OF OUTPATIENT SURGERY, 2005
MOST COMMONLY PERFORMED CPT-4 AND ICD-9 REPORTABLE* PROCEDURES

117 Jordan Valley Hospital

| ICD-9 CODE | ICD-9 DESCRIPTION | # | % | % ALL Hospitals |
|----------------------|-------------------------------------|-------|-------|-----------------|
| All ICD-9 Procedures | | 5,339 | 100.0 | 100.0 |
| 4523 | COLONOSCOPY | 472 | 8.8 | 7.33 |
| 2001 | MYRINGOTOMY WITH INSERTION OF TUBE | 367 | 6.9 | 3.86 |
| 4516 | EGD W/CLOS BX | 260 | 4.9 | 5.33 |
| 4542 | ENDO POLYPECTOMY LARGE INTESTINE | 215 | 4.0 | 3.85 |
| 4513 | OTHER ENDOSCOPY OF SMALL INTESTINE | 192 | 3.6 | 2.02 |
| 806 | EXCISION SEMILUNAR CARTILAGE KNEE | 163 | 3.1 | 1.77 |
| 5123 | LAPAROSCOPIC CHOLECYSTECTOMY | 144 | 2.7 | 1.93 |
| 4525 | CLOS [ENDO] BX LARGE INTESTINE | 141 | 2.6 | 2.58 |
| 4292 | DILATION OF ESOPHAGUS | 117 | 2.2 | 1.37 |
| 8147 | OTHER REPAIR OF KNEE | 110 | 2.1 | 0.65 |
| 283 | TONSILLECTOMY WITH ADENOIDECTOMY | 108 | 2.0 | 1.73 |
| 282 | TONSILLECTOMY WITHOUT ADENOIDECTOMY | 103 | 1.9 | 0.65 |
| 6952 | ASPIRATION CURET FOLLOWING DELIV/AB | 103 | 1.9 | 0.48 |
| 4836 | [ENDOSCOPIC] POLYPECTOMY OF RECTUM | 82 | 1.5 | 1.17 |
| 286 | ADENOIDECTOMY WITHOUT TONSILLECTOMY | 73 | 1.4 | 0.39 |
| 598 | URETERAL CATHETERIZATION | 68 | 1.3 | 0.49 |
| 0443 | RELEASE OF CARPAL TUNNEL | 67 | 1.3 | 1.13 |
| 8521 | LOCAL EXCISION OF LESION OF BREAST | 67 | 1.3 | 0.91 |
| 2169 | OTHER TURBINECTOMY | 58 | 1.1 | 0.67 |
| 6823 | ENDOMETRIAL ABLATION | 58 | 1.1 | 0.59 |

| CPT-4 CODE | CPT-4 DESCRIPTION | # | % | % ALL Hospitals |
|----------------------|----------------------------------|-------|-------|-----------------|
| All CPT-4 Procedures | | 5,202 | 100.0 | 100.0 |
| 45378 | COLONOSCOPY FLEX; DX-SEP PROC | 463 | 8.9 | 7.15 |
| 45380 | COLONOSCOPY FLEX; W/BX 1/MX | 314 | 6.0 | 5.50 |
| 43239 | UGI ENDO; W/BX 1/MX | 261 | 5.0 | 5.40 |
| 69436 | TYMPANOSTOMY GENERAL ANESTHESIA | 181 | 3.5 | 2.08 |
| 29881 | SCOPE KNEE SURG;W/MENISCECT MED/ | 125 | 2.4 | 1.52 |
| 43235 | UGI ENDO; DX W/VO CLCT SPECMN-SP | 114 | 2.2 | 1.34 |
| 43249 | UGI ENDO; W/BALLOON DILAT ESOPHA | 114 | 2.2 | 0.89 |
| 29879 | SCOPE KNEE SURG; ABRASION ARTHPL | 105 | 2.0 | 0.25 |
| 50590 | LITHOTRIPSY XTRACORP SHOCK WAVE | 104 | 2.0 | 0.25 |
| 45385 | COLONOSCOPY FLEX; W/REMV LES-SNA | 97 | 1.9 | 1.80 |
| 42826 | TONSILLECTOMY PRIM/SEC; AGE 12/O | 96 | 1.8 | 0.54 |
| 47562 | LAPAROSCOPY SURGICAL; CHOLECT | 90 | 1.7 | 0.72 |
| 42820 | T&A; UNDER AGE 12 | 88 | 1.7 | 1.38 |
| 49505 | REPR INIT ING HERNIA 5YR/MORE; R | 83 | 1.6 | 0.95 |
| 42830 | ADENOIDECTOMY PRIMARY; UNDER AGE | 71 | 1.4 | 0.37 |
| 30520 | SEPTOPLASTY/SUBMUCOS RES W/GFT | 60 | 1.2 | 0.71 |
| 23350 | INJ SHLDR ARTHROGRPH/ENHNCD CT/M | 57 | 1.1 | 0.15 |
| 47563 | LAPARSCPY SURG; CHOLECT W/CHOLAN | 54 | 1.0 | 1.24 |
| 58662 | LAP SURG; W/FULG/EXCIS LES-OVARY | 54 | 1.0 | 0.49 |
| 58340 | CATH&INTRO SALINE/CONTRAST SIS/H | 53 | 1.0 | 0.14 |

SOURCE: Utah Ambulatory Surgery Database
 Utah Health Data Committee/Office of Health Care Statistics
 Reportable* excludes codes in the former "Other" category and CPT4 blood draw codes in previous reports.

AMB ST 1-3

UTAH HOSPITAL AND FREESTANDING AMBULATORY SURGERY CENTER (FASC) UTILIZATION AND CHARGE PROFILE OF OUTPATIENT SURGERY, 2005
 AVERAGE TOTAL CHARGES FOR MOST COMMONLY PERFORMED CPT-4 AND ICD-9 REPORTABLE* PROCEDURES, SINGLE ICD-9 OR CPT-4 ONLY

117 Jordan Valley Hospital

| ICD-9 CODE | ICD-9 DESCRIPTION | # | AVE TOT CHR | AVE TOT CHR(ALL Hospitals) |
|------------------|-------------------------------------|-------|-------------|-----------------------------|
| ICD-9 Procedures | | 2,529 | \$4,699 | \$2,879 |
| 4523 | COLONOSCOPY | 399 | \$2,206 | \$903 |
| 4542 | ENDO POLYPECTOMY LARGE INTESTINE | 155 | \$2,736 | \$1,238 |
| 5123 | LAPAROSCOPIC CHOLECYSTECTOMY | 130 | \$9,472 | \$5,675 |
| 4516 | EGD W/CLOS BX | 129 | \$2,350 | \$1,210 |
| 6952 | ASPIRATION CURET FOLLOWING DELIV/AB | 101 | \$3,933 | \$2,176 |
| 283 | TONSILLECTOMY WITH ADENOIDECTOMY | 92 | \$3,434 | \$1,976 |
| 282 | TONSILLECTOMY WITHOUT ADENOIDECTOMY | 84 | \$3,892 | \$2,177 |
| 4513 | OTHER ENDOSCOPY OF SMALL INTESTINE | 77 | \$1,944 | \$1,077 |
| 4525 | CLOS [ENDO] BX LARGE INTESTINE | 65 | \$2,686 | \$1,300 |
| 806 | EXCISION SEMILUNAR CARTILAGE KNEE | 53 | \$5,935 | \$3,682 |
| 5304 | UNILAT REPR INDIRECT ING HERN-GFT | 48 | \$6,635 | \$3,549 |
| 0443 | RELEASE OF CARPAL TUNNEL | 45 | \$3,338 | \$1,948 |
| 6823 | ENDOMETRIAL ABLATION | 42 | \$5,886 | \$4,658 |
| 4836 | [ENDOSCOPIC] POLYPECTOMY OF RECTUM | 40 | \$2,627 | \$1,195 |
| 8521 | LOCAL EXCISION OF LESION OF BREAST | 39 | \$4,675 | \$2,505 |
| 5011 | CLOSED BIOPSY OF LIVER | 32 | \$4,580 | \$2,156 |
| 598 | URETERAL CATHETERIZATION | 30 | \$9,535 | \$4,845 |
| 8201 | EXPLORATION TENDON SHEATH HAND | 30 | \$3,270 | \$1,857 |
| 3324 | CLOSED BIOPSY OF BRONCHUS | 27 | \$3,066 | \$2,038 |
| 6622 | BILAT ENDO LIG&DIV FALLOP TUBES | 27 | \$5,845 | \$4,329 |

| CPT-4 CODE | CPT-4 DESCRIPTION | # | AVE TOT CHR | AVE TOT CHR(ALL Hospitals) |
|------------------|-----------------------------------|-------|-------------|-----------------------------|
| CPT-4 Procedures | | 2,930 | \$4,384 | \$2,664 |
| 45378 | COLONOSCOPY FLEX; DX-SEP PROC | 389 | \$2,205 | \$907 |
| 45380 | COLONOSCOPY FLEX; W/BX 1/MX | 216 | \$2,599 | \$1,227 |
| 43239 | UGI ENDO; W/BX 1/MX | 128 | \$2,347 | \$1,205 |
| 69436 | TYMPANOSTOMY GENERAL ANESTHESIA | 108 | \$2,276 | \$1,069 |
| 47562 | LAPAROSCOPY SURGICAL; CHOLECT | 84 | \$9,074 | \$5,216 |
| 50590 | LITHOTRIPSY XTRACORP SHOCK WAVE | 81 | \$9,206 | \$7,665 |
| 42826 | TONSILLECTOMY PRIM/SEC; AGE 12/O | 80 | \$3,919 | \$2,223 |
| 43235 | UGI ENDO; DX W/WO CLCT SPECMN-SP | 76 | \$1,927 | \$1,012 |
| 42820 | T&A; UNDER AGE 12 | 73 | \$3,290 | \$1,897 |
| 49505 | REPR INIT ING HERNIA 5YR/MORE; R | 72 | \$6,912 | \$3,442 |
| 45385 | COLONOSCOPY FLEX; W/REMV LES-SNA | 62 | \$2,975 | \$1,353 |
| 23350 | INJ SHLDR ARTHROGRPH/ENHNCD CT/M | 57 | \$2,406 | \$2,487 |
| 43249 | UGI ENDO; W/BALLOON DILAT ESOPHA | 54 | \$3,252 | \$1,471 |
| 58340 | CATH&INTRO SALINE/CONTRAST SIS/H | 53 | \$585 | \$701 |
| 62270 | SPINAL PUNCTURE LUMBAR DIAGNOSTI | 50 | \$2,012 | \$1,725 |
| 29881 | SCOPE KNEE SURG;W/MENISCECT MED/ | 46 | \$5,829 | \$3,661 |
| 47563 | LAPARSCPY SURG; CHOLECT W/CHOLAN | 46 | \$10,199 | \$5,930 |
| 19120 | EXC BRST CYST TUMR/LES OPN M/F 1 | 41 | \$4,598 | \$2,463 |
| 58563 | HYSTERO SC SURG; W/ENDOMETRIAL AB | 35 | \$5,750 | \$4,699 |
| 47000 | BIOPSY LIVER NEEDLE; PERCUTANEOU | 32 | \$4,580 | \$2,075 |

SOURCE: Utah Ambulatory Surgery Database
 Reportable* excludes codes in the former "Other" category and CPT4 blood draw codes in previous reports.

AMB ST 1-4
UTAH HOSPITAL AND FREESTANDING AMBULATORY SURGERY CENTER (FASC) UTILIZATION AND CHARGE PROFILE OF OUTPATIENT SURGERY, 2005
PROCEDURE APG CATEGORY, PROCEDURE APG, BASED ON REPORTABLE* CPT-4 PROCEDURES

117 Jordan Valley Hospital

| Procedure APG category | | TOTAL # | TOTAL # (ALL Hospitals) |
|------------------------|---|---------|-------------------------|
| Procedure APG | | | |
| 01 | INTEGUMENTARY SYSTEM | 223 | 9,625 |
| | 002 SUPERFICIAL NEEDLE BIOPSY AND ASPIRATION | 68 | 2,764 |
| | 003 COMPLEX INCISION AND DRAINAGE | 8 | 93 |
| | 004 SIMPLE INCISION AND DRAINAGE | 1 | 36 |
| | 007 COMPLEX EXCISION, BIOPSY AND DEBRIDEMENT | 21 | 1,172 |
| | 008 SIMPLE EXCISION AND BIOPSY | 32 | 975 |
| | 009 COMPLEX SKIN REPAIRS INCL INTEGUMENT GRAFTS, TRANSFER & REARRANGE | 28 | 1,274 |
| | 011 SIMPLE INCISION AND EXCISION OF BREAST | 62 | 2,672 |
| | 012 BREAST RECONSTRUCTION AND MASTECTOMY | 3 | 461 |
| 02 | MUSCULOSKELETAL SYSTEM | 1,114 | 55,271 |
| | 021 COMPLEX MUSCULOSKELETAL PROCEDURES EXCLUDING HAND AND FOOT | 142 | 6,574 |
| | 022 SIMPLE MUSCULOSKELETAL PROCEDURES EXCLUDING HAND AND FOOT | 43 | 2,116 |
| | 023 COMPLEX HAND AND FOOT MUSCULOSKELETAL PROCEDURES | 31 | 1,982 |
| | 024 SIMPLE HAND AND FOOT MUSCULOSKELETAL PROCEDURES | 248 | 11,501 |
| | 025 ARTHROSCOPY | 501 | 23,586 |
| | 029 CLOSED TREATMENT FX & DISLOCATION EXC FINGER, TOE & TRUNK | 13 | 610 |
| | 030 OPEN OR PERCUTANEOUS TREATMENT OF FRACTURES | 73 | 4,047 |
| | 031 BONE OR JOINT MANIPULATION UNDER ANESTHESIA | 13 | 429 |
| | 032 BUNION PROCEDURES | 33 | 1,497 |
| | 033 ARTHROPLASTY | 7 | 534 |
| | 034 HAND AND FOOT TENOTOMY | 3 | 275 |
| | 035 ARTHROCENTESIS AND LIGAMENT OR TENDON INJECTION | 7 | 1,881 |
| 03 | RESPIRATORY SYSTEM | 189 | 7,516 |
| | 052 NEEDLE AND CATHETER BIOPSY, ASPIRATION, LAVAGE AND INTUBATION | 26 | 721 |
| | 053 COMPLEX ENDOSCOPY OF THE UPPER AIRWAY | 124 | 4,668 |
| | 054 SIMPLE ENDOSCOPY OF THE UPPER AIRWAY | 1 | 343 |
| | 055 ENDOSCOPY OF THE LOWER AIRWAY | 38 | 1,784 |
| 04 | CARDIOVASCULAR SYSTEM | 4 | 31,224 |
| | 078 PACEMAKER INSERTION AND REPLACEMENT | 1 | 606 |
| | 079 REMOVAL AND REVISION OF PACEMAKER AND VASCULAR DEVICE | 1 | 844 |
| | 081 SECONDARY VARICOSE VEINS AND VASCULAR INJECTION | 2 | 415 |
| 05 | HEMATOLOGIC, LYMPHATIC, AND ENDOCRINE | 70 | 2,858 |
| | 092 CHEMOTHERAPY EXCEPT BY EXTENDED INFUSION | 1 | 11 |
| | 095 DEEP LYMPH STRUCTURE AND THYROID PROCEDURES | 35 | 1,920 |
| | 097 TRANSFUSION | 34 | 808 |
| 06 | DIGESTIVE SYSTEM | 2,021 | 103,000 |
| | 112 ESOPHAGEAL DILATION WITHOUT ENDOSCOPY | 1 | 1,254 |
| | 113 ANOSCOPY WITH BIOPSY AND DIAGNOSTIC PROCTOSIGMOIDOSCOPY | 8 | 683 |
| | 114 PROCTOSIGMOIDOSCOPY WITH EXCISION OR BIOPSY | 3 | 445 |
| | 115 DIAGNOSTIC UPPER GI ENDOSCOPY OR INTUBATION | 375 | 20,979 |
| | 116 THERAPEUTIC UPPER GI ENDOSCOPY OR INTUBATION | 131 | 5,802 |
| | 117 LOWER GASTROINTESTINAL ENDOSCOPY | 890 | 47,252 |
| | 118 ERCP AND MISCELLANEOUS GI ENDOSCOPY PROCEDURES | 19 | 1,917 |
| | 119 HERNIA AND HYDROCELE PROCEDURES | 176 | 7,107 |
| | 120 COMPLEX ANAL AND RECTAL PROCEDURES | 9 | 966 |
| | 121 SIMPLE ANAL AND RECTAL PROCEDURES | 6 | 565 |

AMB ST 1-4

UTAH HOSPITAL AND FREESTANDING AMBULATORY SURGERY CENTER (FASC) UTILIZATION AND CHARGE PROFILE OF OUTPATIENT SURGERY, 2005
 PROCEDURE APG CATEGORY, PROCEDURE APG, BASED ON REPORTABLE* CPT-4 PROCEDURES

117 Jordan Valley Hospital

| procedure APG category | procedure APG | TOTAL # | TOTAL # (ALL Hospitals) |
|------------------------|--|---------|-------------------------|
| | 122 MISCELLANEOUS ABDOMINAL PROCEDURES | 7 | 490 |
| | 123 COMPLEX LAPAROSCOPIC PROCEDURES | 395 | 14,888 |
| | 124 SIMPLE LAPAROSCOPIC PROCEDURES | 1 | 244 |
| 07 | URINARY SYSTEM | 316 | 7,371 |
| | 131 RENAL EXTRACORPOREAL SHOCK WAVE LITHOTRIPSY | 104 | 766 |
| | 133 URINARY CATHETERIZATION AND DILATATION | 8 | 399 |
| | 134 COMPLEX CYSTOURETHROSCOPY AND LITHOLAPAXY | 118 | 3,433 |
| | 135 MODERATE CYSTOURETHROSCOPY | 79 | 1,850 |
| | 136 SIMPLE CYSTOURETHROSCOPY | 3 | 617 |
| | 137 COMPLEX URETHRAL PROCEDURES | 4 | 156 |
| 08 | MALE GENITAL SYSTEM | 41 | 2,798 |
| | 151 TESTICULAR AND EPIDIDYMAL PROCEDURES | 23 | 1,409 |
| | 152 INSERTION OF PENILE PROSTHESIS | 1 | 85 |
| | 154 SIMPLE PENILE PROCEDURES | 8 | 711 |
| | 155 PROSTATE NEEDLE AND PUNCH BIOPSY | 9 | 178 |
| 09 | FEMALE GENITAL SYSTEM | 181 | 6,527 |
| | 176 COMPLEX FEMALE REPRODUCTIVE PROCEDURES | 34 | 1,506 |
| | 177 SIMPLE FEMALE REPRODUCTIVE PROCEDURES | 39 | 1,484 |
| | 178 DILATION AND CURETTAGE | 26 | 663 |
| | 179 HYSTEROSCOPY | 82 | 2,678 |
| 10 | NERVOUS SYSTEM | 134 | 27,778 |
| | 195 NERVOUS SYSTEM INJECTIONS, STIMULATIONS OR CRANIAL TAP | 23 | 21,371 |
| | 198 NERVE REPAIR AND DESTRUCTION | 59 | 4,700 |
| | 199 SPINAL TAP | 52 | 702 |
| 11 | EYE AND OCULAR ADNEXA | 36 | 11,487 |
| | 214 CATARACT PROCEDURES | 29 | 4,675 |
| | 219 SIMPLE POSTERIOR SEGMENT EYE PROCEDURES | 1 | 434 |
| | 221 COMPLEX REPAIR AND PLASTIC PROCEDURES OF EYE | 3 | 787 |
| | 222 SIMPLE REPAIR AND PLASTIC PROCEDURES OF EYE | 3 | 630 |
| 12 | FACIAL, EAR, NOSE, MOUTH AND THROAT | 687 | 28,941 |
| | 233 NASAL CAUTERIZATION AND PACKING | 6 | 204 |
| | 234 COMPLEX FACIAL AND ENT PROCEDURES | 98 | 5,313 |
| | 235 SIMPLE FACIAL AND ENT PROCEDURES | 297 | 14,825 |
| | 236 TONSIL AND ADENOID PROCEDURES | 286 | 8,558 |
| 13 | THERAPEUTIC AND OTHER RADIOLOGICAL PROCEDURES | 126 | 3,489 |
| | 254 MYELOGRAPHY | 9 | 307 |
| | 255 MISCELLANEOUS RADIOLOGICAL PROCEDURES WITH CONTRAST | 117 | 1,673 |

SOURCE: Utah Ambulatory Surgery Database

Utah Health Data Committee/Office of Health Care Statistics

Reportable* excludes codes in the former "Other" category and CPT blood draw codes in previous reports.

AMB ST 1-5
UTAH HOSPITAL AND FREESTANDING AMBULATORY SURGERY CENTER (FASC) UTILIZATION AND CHARGE PROFILE OF OUTPATIENT SURGERY, 2005
PROCEDURE APG CATEGORY, PROCEDURE APG, SINGLE APG ONLY
BASED ON REPORTABLE* CPT-4 PROCEDURES

117 Jordan Valley Hospital

| Procedure APG category | Procedure APG | TOTAL # | AVE TOT CHR | AVE TOT CHR(ALL Hospitals) |
|------------------------|---|---------|-------------|-----------------------------|
| 01 | INTEGUMENTARY SYSTEM | 193 | \$4,001 | \$2,720 |
| | 002 SUPERFICIAL NEEDLE BIOPSY AND ASPIRATION | 66 | \$2,806 | \$2,110 |
| | 003 COMPLEX INCISION AND DRAINAGE | 4 | \$7,011 | \$3,617 |
| | 004 SIMPLE INCISION AND DRAINAGE | 1 | \$2,307 | \$2,404 |
| | 007 COMPLEX EXCISION, BIOPSY AND DEBRIDEMENT | 16 | \$4,062 | \$2,947 |
| | 008 SIMPLE EXCISION AND BIOPSY | 22 | \$4,016 | \$2,811 |
| | 009 COMPLEX SKIN REPAIRS INCL INTEGUMENT GRAFTS, TRANSFER & REARRAN | 27 | \$4,403 | \$3,441 |
| | 011 SIMPLE INCISION AND EXCISION OF BREAST | 55 | \$4,874 | \$2,717 |
| | 012 BREAST RECONSTRUCTION AND MASTECTOMY | 2 | \$8,204 | \$4,527 |
| 02 | MUSCULOSKELETAL SYSTEM | 399 | \$6,186 | \$3,739 |
| | 021 COMPLEX MUSCULOSKELETAL PROCEDURES EXCLUDING HAND AND FOOT | 30 | \$9,810 | \$5,677 |
| | 022 SIMPLE MUSCULOSKELETAL PROCEDURES EXCLUDING HAND AND FOOT | 22 | \$5,693 | \$3,550 |
| | 023 COMPLEX HAND AND FOOT MUSCULOSKELETAL PROCEDURES | 7 | \$6,632 | \$4,293 |
| | 024 SIMPLE HAND AND FOOT MUSCULOSKELETAL PROCEDURES | 114 | \$4,463 | \$2,497 |
| | 025 ARTHROSCOPY | 142 | \$6,572 | \$4,162 |
| | 029 CLOSED TREATMENT FX & DISLOCATION EXC FINGER, TOE & TRUNK | 11 | \$3,910 | \$2,873 |
| | 030 OPEN OR PERCUTANEOUS TREATMENT OF FRACTURES | 58 | \$7,227 | \$4,697 |
| | 031 BONE OR JOINT MANIPULATION UNDER ANESTHESIA | 4 | \$2,780 | \$2,274 |
| | 032 BUNION PROCEDURES | 11 | \$7,899 | \$3,289 |
| 03 | RESPIRATORY SYSTEM | 70 | \$2,819 | \$1,861 |
| | 052 NEEDLE AND CATHETER BIOPSY, ASPIRATION, LAVAGE AND INTUBATION | 25 | \$889 | \$1,117 |
| | 053 COMPLEX ENDOSCOPY OF THE UPPER AIRWAY | 10 | \$6,572 | \$3,101 |
| | 054 SIMPLE ENDOSCOPY OF THE UPPER AIRWAY | 1 | \$3,981 | \$1,025 |
| | 055 ENDOSCOPY OF THE LOWER AIRWAY | 34 | \$3,100 | \$2,026 |
| 04 | CARDIOVASCULAR SYSTEM | 1 | \$3,107 | \$11,714 |
| | 081 SECONDARY VARICOSE VEINS AND VASCULAR INJECTION | 1 | \$3,107 | \$12,911 |
| 05 | HEMATOLOGIC, LYMPHATIC, AND ENDOCRINE | 51 | \$4,768 | \$4,419 |
| | 095 DEEP LYMPH STRUCTURE AND THYROID PROCEDURES | 20 | \$7,503 | \$4,406 |
| | 097 TRANSFUSION | 31 | \$3,003 | \$2,478 |
| 06 | DIGESTIVE SYSTEM | 1,318 | \$3,922 | \$1,962 |
| | 113 ANOSCOPY WITH BIOPSY AND DIAGNOSTIC PROCTOSIGMOIDOSCOPY | 8 | \$1,337 | \$984 |
| | 114 PROCTOSIGMOIDOSCOPY WITH EXCISION OR BIOPSY | 1 | \$1,884 | \$1,169 |
| | 115 DIAGNOSTIC UPPER GI ENDOSCOPY OR INTUBATION | 204 | \$2,190 | \$1,165 |
| | 116 THERAPEUTIC UPPER GI ENDOSCOPY OR INTUBATION | 61 | \$3,262 | \$1,658 |
| | 117 LOWER GASTROINTESTINAL ENDOSCOPY | 678 | \$2,411 | \$1,067 |
| | 118 ERCP AND MISCELLANEOUS GI ENDOSCOPY PROCEDURES | 4 | \$6,392 | \$3,503 |
| | 119 HERNIA AND HYDROCELE PROCEDURES | 109 | \$6,857 | \$3,280 |
| | 120 COMPLEX ANAL AND RECTAL PROCEDURES | 7 | \$5,045 | \$2,685 |
| | 121 SIMPLE ANAL AND RECTAL PROCEDURES | 4 | \$4,043 | \$1,870 |
| | 122 MISCELLANEOUS ABDOMINAL PROCEDURES | 4 | \$11,460 | \$2,977 |
| | 123 COMPLEX LAPAROSCOPIC PROCEDURES | 238 | \$8,429 | \$5,679 |
| 07 | URINARY SYSTEM | 133 | \$7,957 | \$4,153 |
| | 131 RENAL EXTRACORPOREAL SHOCK WAVE LITHOTRIPSY | 81 | \$9,206 | \$7,665 |
| | 133 URINARY CATHETERIZATION AND DILATATION | 3 | \$6,297 | \$3,375 |
| | 134 COMPLEX CYSTOURETHROSCOPY AND LITHOLAPAXY | 21 | \$6,127 | \$4,141 |

AMB ST 1-5
UTAH HOSPITAL AND FREESTANDING AMBULATORY SURGERY CENTER (FASC) UTILIZATION AND CHARGE PROFILE OF OUTPATIENT SURGERY, 2005
PROCEDURE APG CATEGORY, PROCEDURE APG, SINGLE APG ONLY
BASED ON REPORTABLE* CPT-4 PROCEDURES

117 Jordan Valley Hospital

| procedure APG category | | TOTAL # | AVE TOT CHRG | AVE TOT CHRG(ALL Hospitals) |
|------------------------|--|---------|--------------|------------------------------|
| Procedure APG | | | | |
| | 135 MODERATE CYSTOURETHROSCOPY | 25 | \$5,922 | \$3,140 |
| | 137 COMPLEX URETHRAL PROCEDURES | 3 | \$5,653 | \$4,424 |
| 08 | MALE GENITAL SYSTEM | 23 | \$7,347 | \$3,036 |
| | 151 TESTICULAR AND EPIDIDYMAL PROCEDURES | 7 | \$5,712 | \$2,586 |
| | 152 INSERTION OF PENILE PROSTHESIS | 1 | \$36,801 | \$16,730 |
| | 154 SIMPLE PENILE PROCEDURES | 7 | \$3,317 | \$1,905 |
| | 155 PROSTATE NEEDLE AND PUNCH BIOPSY | 8 | \$8,622 | \$3,040 |
| 09 | FEMALE GENITAL SYSTEM | 97 | \$5,698 | \$3,633 |
| | 176 COMPLEX FEMALE REPRODUCTIVE PROCEDURES | 17 | \$8,457 | \$4,657 |
| | 177 SIMPLE FEMALE REPRODUCTIVE PROCEDURES | 11 | \$4,806 | \$2,716 |
| | 178 DILATION AND CURETTAGE | 13 | \$3,787 | \$2,156 |
| | 179 HYSTEROSCOPY | 56 | \$5,479 | \$4,046 |
| 10 | NERVOUS SYSTEM | 102 | \$2,437 | \$1,539 |
| | 195 NERVOUS SYSTEM INJECTIONS, STIMULATIONS OR CRANIAL TAP | 17 | \$1,276 | \$994 |
| | 198 NERVE REPAIR AND DESTRUCTION | 33 | \$3,729 | \$2,246 |
| | 199 SPINAL TAP | 52 | \$1,996 | \$1,728 |
| 11 | EYE AND OCULAR ADNEXA | 32 | \$6,162 | \$2,803 |
| | 214 CATARACT PROCEDURES | 28 | \$6,296 | \$2,930 |
| | 221 COMPLEX REPAIR AND PLASTIC PROCEDURES OF EYE | 2 | \$6,030 | \$3,502 |
| | 222 SIMPLE REPAIR AND PLASTIC PROCEDURES OF EYE | 2 | \$4,417 | \$2,026 |
| 12 | FACIAL, EAR, NOSE, MOUTH AND THROAT | 357 | \$3,670 | \$2,232 |
| | 233 NASAL CAUTERIZATION AND PACKING | 2 | \$3,343 | \$2,648 |
| | 234 COMPLEX FACIAL AND ENT PROCEDURES | 25 | \$9,602 | \$4,546 |
| | 235 SIMPLE FACIAL AND ENT PROCEDURES | 144 | \$2,713 | \$1,623 |
| | 236 TONSIL AND ADENOID PROCEDURES | 186 | \$3,618 | \$2,001 |
| 13 | THERAPEUTIC AND OTHER RADIOLOGICAL PROCEDURES | 122 | \$1,520 | \$3,887 |
| | 254 MYELOGRAPHY | 5 | \$1,967 | \$2,899 |
| | 255 MISCELLANEOUS RADIOLOGICAL PROCEDURES WITH CONTRAST | 117 | \$1,501 | \$2,848 |

SOURCE: Utah Ambulatory Surgery Database
Utah Health Data Committee/Office of Health Care Statistics
Reportable* excludes codes in the former "Other" category and CPT blood draw codes in previous reports.

AMB ST 1-6
UTAH HOSPITAL AND FREESTANDING AMBULATORY SURGERY CENTER (FASC) UTILIZATION AND CHARGE PROFILE OF OUTPATIENT SURGERY, 2005
NUMBER OF SELECTED AMBULATORY SURGERY PATIENT VISITS BY PATIENT PROFILE

117 Jordan Valley Hospital

| Patient Profile | Patient Visits | | Patient Visits-All Hospitals | |
|----------------------------|----------------|------|------------------------------|------|
| | (#) | (%) | (#) | (%) |
| GENDER | | | | |
| Female | 2,418 | 58.5 | 121,269 | 54.3 |
| Male | 1,713 | 41.5 | 101,991 | 45.7 |
| Unknown | 0 | 0.0 | 13 | 0.0 |
| Not Reported | 0 | 0.0 | 5 | 0.0 |
| AGE | | | | |
| 1-28 days | 2 | 0.0 | 469 | 0.2 |
| 29-365 days | 49 | 1.2 | 3,008 | 1.3 |
| 1-4 years | 167 | 4.0 | 10,999 | 4.9 |
| 5-9 | 98 | 2.4 | 6,321 | 2.8 |
| 10-14 | 81 | 2.0 | 4,532 | 2.0 |
| 15-17 | 85 | 2.1 | 4,858 | 2.2 |
| 18-19 | 95 | 2.3 | 3,511 | 1.6 |
| 20-24 | 246 | 6.0 | 10,616 | 4.8 |
| 25-29 | 372 | 9.0 | 12,207 | 5.5 |
| 30-34 | 323 | 7.8 | 11,660 | 5.2 |
| 35-39 | 308 | 7.5 | 11,852 | 5.3 |
| 40-44 | 320 | 7.7 | 14,382 | 6.4 |
| 45-49 | 367 | 8.9 | 17,465 | 7.8 |
| 50-54 | 477 | 11.5 | 24,332 | 10.9 |
| 55-59 | 352 | 8.5 | 20,472 | 9.2 |
| 60-64 | 215 | 5.2 | 17,241 | 7.7 |
| 65-69 | 214 | 5.2 | 15,102 | 6.8 |
| 70-74 | 140 | 3.4 | 12,741 | 5.7 |
| 75-79 | 120 | 2.9 | 10,692 | 4.8 |
| 80-84 | 64 | 1.5 | 6,850 | 3.1 |
| 85-89 | 28 | 0.7 | 3,124 | 1.4 |
| 90 + | 8 | 0.2 | 842 | 0.4 |
| Not Reported | 2 | 0.0 | 471 | 0.2 |
| SOURCE OF ADMISSION | | | | |
| Physician Referral | 4,125 | 99.9 | 197,732 | 88.6 |
| Clinic Referral | 0 | 0.0 | 511 | 0.2 |
| HMO Referral | 2 | 0.0 | 3,452 | 1.5 |
| Other Hospital | 0 | 0.0 | 121 | 0.1 |
| Skilled Nursing Facility | 0 | 0.0 | 19 | 0.0 |
| Other Health Care Facility | 0 | 0.0 | 36 | 0.0 |
| Emergency Room | 4 | 0.1 | 4,092 | 1.8 |
| Court/Law Enforcement | 0 | 0.0 | 0 | 0.0 |
| Unknown | 0 | 0.0 | 7 | 0.0 |
| Not Reported | 0 | 0.0 | 17,308 | 7.8 |

(Continued)

AMB ST 1-6
UTAH HOSPITAL AND FREESTANDING AMBULATORY SURGERY CENTER (FASC) UTILIZATION AND CHARGE PROFILE OF OUTPATIENT SURGERY, 2005
NUMBER OF SELECTED AMBULATORY SURGERY PATIENT VISITS BY PATIENT PROFILE

117 Jordan Valley Hospital

| Patient Profile | Patient Visits | | Patient Visits-All Hospitals | |
|---|----------------|------|------------------------------|------|
| | (#) | (%) | (#) | (%) |
| DISCHARGE STATUS | | | | |
| Home or Self Care | 4,120 | 99.7 | 222,736 | 99.8 |
| Another Hospital | 1 | 0.0 | 119 | 0.1 |
| Skilled Nursing Facility | 0 | 0.0 | 104 | 0.0 |
| Intermediate Care Facility | 0 | 0.0 | 9 | 0.0 |
| Another Type of Institution | 4 | 0.1 | 26 | 0.0 |
| Under Care of Home Service | 4 | 0.1 | 191 | 0.1 |
| Left Against Medical Advice | 0 | 0.0 | 24 | 0.0 |
| Under Care of Home IV Provider | 0 | 0.0 | 11 | 0.0 |
| Expired | 1 | 0.0 | 12 | 0.0 |
| Unknown | 1 | 0.0 | 46 | 0.0 |
| Not Reported | 0 | 0.0 | 0 | 0.0 |
| PRIMARY PAYER | | | | |
| Medicare | 562 | 13.6 | 49,290 | 22.1 |
| Medicaid | 194 | 4.7 | 14,728 | 6.6 |
| Other government | 103 | 2.5 | 5,443 | 2.4 |
| Blue Cross/Blue Shield | 1,170 | 28.3 | 29,900 | 13.4 |
| Other Commercial | 633 | 15.3 | 14,398 | 6.4 |
| Managed Care(HMO, PPO) | 1,356 | 32.8 | 101,684 | 45.5 |
| Self Pay | 38 | 0.9 | 2,175 | 1.0 |
| Industrial & Worker Comp | 66 | 1.6 | 4,017 | 1.8 |
| Charity and Unclassified | 0 | 0.0 | 206 | 0.1 |
| Childrens Health Insurance | 0 | 0.0 | 197 | 0.1 |
| Unknown | 9 | 0.2 | 1,148 | 0.5 |
| Not Reported | 0 | 0.0 | 92 | 0.0 |
| LOCAL HEALTH DISTRICT OF PATIENT RESIDENCE | | | | |
| Bear River | 9 | 0.2 | 15,256 | 6.8 |
| Central Utah | 14 | 0.3 | 8,217 | 3.7 |
| Davis County | 43 | 1.0 | 22,608 | 10.1 |
| Salt Lake County | 3,774 | 91.4 | 78,843 | 35.3 |
| Southeastern Utah | 7 | 0.2 | 5,233 | 2.3 |
| Southwest Utah | 6 | 0.1 | 12,333 | 5.5 |
| Summit County | 20 | 0.5 | 3,135 | 1.4 |
| Tooele County | 60 | 1.5 | 4,296 | 1.9 |
| Tri-County | 4 | 0.1 | 5,769 | 2.6 |
| Utah County | 101 | 2.4 | 35,901 | 16.1 |
| Wasatch County | 7 | 0.2 | 1,724 | 0.8 |
| Weber County | 7 | 0.2 | 20,598 | 9.2 |
| Unknown Utah | 1 | 0.0 | 49 | 0.0 |
| Outside Utah | 73 | 1.8 | 9,153 | 4.1 |
| Unknown, Not Reported | 5 | 0.1 | 163 | 0.1 |

SOURCE: Utah Ambulatory Surgery Database,
Utah Health Data Committee/Office of Health Care Statistics.

AMB ST 1-1
UTAH HOSPITAL AND FREESTANDING AMBULATORY SURGERY CENTER (FASC) UTILIZATION AND CHARGE PROFILE OF OUTPATIENT SURGERY, 2005
NUMBER OF CPT-4 AND ICD-9 REPORTABLE* PROCEDURES BY SELECTED AMBULATORY SURGERY REPORTING CATEGORY

114 Kane County Hospital

| Reporting Category(ICD-9-CM CODES) | Procedures Performed | | Procedures Performed-All Hospitals | |
|--|----------------------|-------|------------------------------------|-------|
| | (#) | (%) | (#) | (%) |
| Reporting Category(ICD-9-CM CODES) | 363 | 100.0 | 319,528 | 100.0 |
| Mastectomy (85.0-85.99) | 0 | 0.0 | 7,251 | 2.3 |
| Musculoskeletal (76.0-84.99) | 3 | 0.8 | 62,442 | 19.5 |
| Respiratory (30.0-34.99) | 0 | 0.0 | 3,352 | 1.0 |
| Cardiovascular (35.0-39.99) | 0 | 0.0 | 16,471 | 5.2 |
| Lymphatic/Hemetic (40.0-41.99) | 0 | 0.0 | 2,955 | 0.9 |
| Digestive System (42.0-54.99) | 212 | 58.4 | 105,537 | 33.0 |
| Urinary (55.0-59.99) | 7 | 1.9 | 8,250 | 2.6 |
| Male Genital (60.0-64.99) | 0 | 0.0 | 3,729 | 1.2 |
| Female Genital (65.0-71.99) | 6 | 1.7 | 14,736 | 4.6 |
| Endocrine/Nervous (01.0-07.99) | 17 | 4.7 | 30,031 | 9.4 |
| Eye (08.0-16.99) | 88 | 24.2 | 19,655 | 6.2 |
| Ear (18.0-20.99) | 11 | 3.0 | 15,107 | 4.7 |
| Nose, Mouth, Pharynx (21.0-29.99) | 19 | 5.2 | 30,012 | 9.4 |
| Reporting Category(CPT-4 CODES) | . | . | 307,031 | 100.0 |
| Mastectomy (19120-19220) | . | . | 3,138 | 1.0 |
| Musculoskeletal (20000-29909) | . | . | 61,634 | 20.1 |
| Respiratory (30000-32999 & 39501-39599) | . | . | 13,104 | 4.3 |
| Cardiovascular (33010-37799 & 93501-93660) | . | . | 37,099 | 12.1 |
| Lymphatic/Hemetic (38100-38999) | . | . | 2,706 | 0.9 |
| Digestive (40490-49999) | . | . | 114,818 | 37.4 |
| Urinary (50010-53899) | . | . | 8,591 | 2.8 |
| Male Genital (54000-55899) | . | . | 3,154 | 1.0 |
| Female Genital (56405-58999) | . | . | 11,166 | 3.6 |
| Endocrine/Nervous (60000-64999) | . | . | 31,549 | 10.3 |
| Eye (65091-68899) | . | . | 11,740 | 3.8 |
| Ear (69000-69979) | . | . | 8,332 | 2.7 |

SOURCE: Utah Ambulatory Surgery Database
Utah Health Data Committee/Office of Health Care Statistics.
Reportable* excludes codes in the former "Other" category and CPT blood draw codes in previous reports.

AMB ST 1-2
UTAH HOSPITAL AND FREESTANDING AMBULATORY SURGERY CENTER (FASC) UTILIZATION AND CHARGE PROFILE OF OUTPATIENT SURGERY, 2005
MOST COMMONLY PERFORMED CPT-4 AND ICD-9 REPORTABLE* PROCEDURES

114 Kane County Hospital

| ICD-9 CODE | ICD-9 DESCRIPTION | # | % | % ALL Hospitals |
|----------------------|-------------------------------------|-----|-------|-----------------|
| All ICD-9 Procedures | | 363 | 100.0 | 100.0 |
| 4523 | COLONOSCOPY | 94 | 25.9 | 7.33 |
| 1371 | INSRT IOL-CATARACT EXTRACT-1 STAGE | 40 | 11.0 | 1.42 |
| 4516 | EGD W/CLOS BX | 40 | 11.0 | 5.33 |
| 1341 | PHACOEMULSIFICATION&ASPIR CATARACT | 33 | 9.1 | 1.43 |
| 4836 | [ENDOSCOPIC] POLYPECTOMY OF RECTUM | 17 | 4.7 | 1.17 |
| 4824 | CLOSED BIOPSY OF RECTUM | 16 | 4.4 | 0.55 |
| 4513 | OTHER ENDOSCOPY OF SMALL INTESTINE | 12 | 3.3 | 2.02 |
| 4525 | CLOS [ENDO] BX LARGE INTESTINE | 12 | 3.3 | 2.58 |
| 2001 | MYRINGOTOMY WITH INSERTION OF TUBE | 11 | 3.0 | 3.86 |
| 282 | TONSILLECTOMY WITHOUT ADENOIDECTOMY | 11 | 3.0 | 0.65 |
| 4542 | ENDO POLYPECTOMY LARGE INTESTINE | 11 | 3.0 | 3.85 |
| 1364 | DISCISSION OF SECONDARY MEMBRANE | 8 | 2.2 | 0.24 |
| 1319 | OTHER INTRACAPSULAR EXTRACTION LENS | 7 | 1.9 | 0.01 |
| 283 | TONSILLECTOMY WITH ADENOIDECTOMY | 7 | 1.9 | 1.73 |
| 5795 | REPLCMT INDWELL URINARY CATHETER | 5 | 1.4 | 0.00 |
| 0392 | INJECTION OTH AGT INTO SPINAL CANAL | 4 | 1.1 | 3.15 |
| 0331 | SPINAL TAP | 3 | 0.8 | 0.18 |
| 0391 | INJECTION ANES-SPINAL CANAL ANALG | 3 | 0.8 | 2.49 |
| 5303 | UNILAT REPR DIRECT ING HERN-GFT | 3 | 0.8 | 0.35 |
| 0407 | OTH EXC/AVUL CRANIL&PERIPH NERV | 2 | 0.6 | 0.21 |

| CPT-4 CODE | CPT-4 DESCRIPTION | # | % | % ALL Hospitals |
|----------------------|-------------------|---|---|-----------------|
| All CPT-4 Procedures | | | | |

Does not report CPTs

SOURCE: Utah Ambulatory Surgery Database
 Utah Health Data Committee/Office of Health Care Statistics
 Reportable* excludes codes in the former "Other" category and CPT4 blood draw codes in previous reports.

AMB ST 1-3

UTAH HOSPITAL AND FREESTANDING AMBULATORY SURGERY CENTER (FASC) UTILIZATION AND CHARGE PROFILE OF OUTPATIENT SURGERY, 2005
 AVERAGE TOTAL CHARGES FOR MOST COMMONLY PERFORMED CPT-4 AND ICD-9 REPORTABLE* PROCEDURES, SINGLE ICD-9 OR CPT-4 ONLY

114 Kane County Hospital

| ICD-9 CODE | ICD-9 DESCRIPTION | # | AVE TOT CHRG | AVE TOT CHRG(ALL Hospitals) |
|------------------|-------------------------------------|----|--------------|------------------------------|
| ICD-9 Procedures | | | | |
| 4523 | COLONOSCOPY | 80 | \$1,704 | \$903 |
| 4516 | EGD W/CLOS BX | 25 | \$1,519 | \$1,210 |
| 4824 | CLOSED BIOPSY OF RECTUM | 14 | \$2,037 | \$1,219 |
| 4836 | [ENDOSCOPIC] POLYPECTOMY OF RECTUM | 14 | \$2,197 | \$1,195 |
| 282 | TONSILLECTOMY WITHOUT ADENOIDECTOMY | 11 | \$2,626 | \$2,177 |
| 4525 | CLOS [ENDO] BX LARGE INTESTINE | 10 | \$2,269 | \$1,300 |
| 4513 | OTHER ENDOSCOPY OF SMALL INTESTINE | 9 | \$975 | \$1,077 |
| 1364 | DISCISSION OF SECONDARY MEMBRANE | 8 | \$383 | \$670 |
| 4542 | ENDO POLYPECTOMY LARGE INTESTINE | 8 | \$2,358 | \$1,238 |
| 283 | TONSILLECTOMY WITH ADENOIDECTOMY | 7 | \$2,317 | \$1,976 |
| 5795 | REPLCMT INDWELL URINARY CATHETER | 5 | \$343 | \$721 |
| 0331 | SPINAL TAP | 3 | \$1,065 | \$1,802 |
| 5303 | UNILAT REPR DIRECT ING HERN-GFT | 3 | \$4,473 | \$3,672 |
| 0392 | INJECTION OTH AGT INTO SPINAL CANAL | 2 | \$598 | \$813 |
| 0407 | OTH EXC/AVUL CRANIL&PERIPH NERV | 2 | \$2,397 | \$2,476 |
| 5304 | UNILAT REPR INDIRECT ING HERN-GFT | 2 | \$5,023 | \$3,549 |
| 5794 | INSERTION INDWELL URINARY CATHETER | 2 | \$429 | \$3,182 |
| 6622 | BILAT ENDO LIG&DIV FALLOP TUBES | 2 | \$2,979 | \$4,329 |
| 6909 | OTHER DILATION&CURETTAGE OF UTERUS | 2 | \$1,908 | \$2,385 |
| 0391 | INJECTION ANES-SPINAL CANAL ANALG | 1 | \$616 | \$1,642 |

| CPT-4 CODE | CPT-4 DESCRIPTION | # | AVE TOT CHRG | AVE TOT CHRG(ALL Hospitals) |
|------------------|-------------------|---|--------------|------------------------------|
| CPT-4 Procedures | | | | |

Does not report CPTs

SOURCE: Utah Ambulatory Surgery Database
 Reportable* excludes codes in the former "Other" category and CPT4 blood draw codes in previous reports.

AMB ST 1-6
UTAH HOSPITAL AND FREESTANDING AMBULATORY SURGERY CENTER (FASC) UTILIZATION AND CHARGE PROFILE OF OUTPATIENT SURGERY, 2005
NUMBER OF SELECTED AMBULATORY SURGERY PATIENT VISITS BY PATIENT PROFILE

114 Kane County Hospital

| Patient Profile | Patient Visits | | Patient Visits-All Hospitals | |
|----------------------------|----------------|------|------------------------------|------|
| | (#) | (%) | (#) | (%) |
| GENDER | | | | |
| Female | 156 | 53.2 | 121,269 | 54.3 |
| Male | 137 | 46.8 | 101,991 | 45.7 |
| Unknown | 0 | 0.0 | 13 | 0.0 |
| Not Reported | 0 | 0.0 | 5 | 0.0 |
| AGE | | | | |
| 1-28 days | 0 | 0.0 | 469 | 0.2 |
| 29-365 days | 1 | 0.3 | 3,008 | 1.3 |
| 1-4 years | 7 | 2.4 | 10,999 | 4.9 |
| 5-9 | 6 | 2.0 | 6,321 | 2.8 |
| 10-14 | 7 | 2.4 | 4,532 | 2.0 |
| 15-17 | 6 | 2.0 | 4,858 | 2.2 |
| 18-19 | 0 | 0.0 | 3,511 | 1.6 |
| 20-24 | 5 | 1.7 | 10,616 | 4.8 |
| 25-29 | 4 | 1.4 | 12,207 | 5.5 |
| 30-34 | 2 | 0.7 | 11,660 | 5.2 |
| 35-39 | 5 | 1.7 | 11,852 | 5.3 |
| 40-44 | 8 | 2.7 | 14,382 | 6.4 |
| 45-49 | 12 | 4.1 | 17,465 | 7.8 |
| 50-54 | 47 | 16.0 | 24,332 | 10.9 |
| 55-59 | 38 | 13.0 | 20,472 | 9.2 |
| 60-64 | 35 | 11.9 | 17,241 | 7.7 |
| 65-69 | 29 | 9.9 | 15,102 | 6.8 |
| 70-74 | 32 | 10.9 | 12,741 | 5.7 |
| 75-79 | 23 | 7.8 | 10,692 | 4.8 |
| 80-84 | 13 | 4.4 | 6,850 | 3.1 |
| 85-89 | 12 | 4.1 | 3,124 | 1.4 |
| 90 + | 1 | 0.3 | 842 | 0.4 |
| Not Reported | 0 | 0.0 | 471 | 0.2 |
| SOURCE OF ADMISSION | | | | |
| Physician Referral | 291 | 99.3 | 197,732 | 88.6 |
| Clinic Referral | 0 | 0.0 | 511 | 0.2 |
| HMO Referral | 0 | 0.0 | 3,452 | 1.5 |
| Other Hospital | 0 | 0.0 | 121 | 0.1 |
| Skilled Nursing Facility | 0 | 0.0 | 19 | 0.0 |
| Other Health Care Facility | 0 | 0.0 | 36 | 0.0 |
| Emergency Room | 2 | 0.7 | 4,092 | 1.8 |
| Court/Law Enforcement | 0 | 0.0 | 0 | 0.0 |
| Unknown | 0 | 0.0 | 7 | 0.0 |
| Not Reported | 0 | 0.0 | 17,308 | 7.8 |

(Continued)

AMB ST 1-6
UTAH HOSPITAL AND FREESTANDING AMBULATORY SURGERY CENTER (FASC) UTILIZATION AND CHARGE PROFILE OF OUTPATIENT SURGERY, 2005
NUMBER OF SELECTED AMBULATORY SURGERY PATIENT VISITS BY PATIENT PROFILE

114 Kane County Hospital

| Patient Profile | Patient Visits | | Patient Visits-All Hospitals | |
|---|----------------|-------|------------------------------|------|
| | (#) | (%) | (#) | (%) |
| DISCHARGE STATUS | | | | |
| Home or Self Care | 293 | 100.0 | 222,736 | 99.8 |
| Another Hospital | 0 | 0.0 | 119 | 0.1 |
| Skilled Nursing Facility | 0 | 0.0 | 104 | 0.0 |
| Intermediate Care Facility | 0 | 0.0 | 9 | 0.0 |
| Another Type of Institution | 0 | 0.0 | 26 | 0.0 |
| Under Care of Home Service | 0 | 0.0 | 191 | 0.1 |
| Left Against Medical Advice | 0 | 0.0 | 24 | 0.0 |
| Under Care of Home IV Provider | 0 | 0.0 | 11 | 0.0 |
| Expired | 0 | 0.0 | 12 | 0.0 |
| Unknown | 0 | 0.0 | 46 | 0.0 |
| Not Reported | 0 | 0.0 | 0 | 0.0 |
| PRIMARY PAYER | | | | |
| Medicare | 114 | 38.9 | 49,290 | 22.1 |
| Medicaid | 16 | 5.5 | 14,728 | 6.6 |
| Other government | 0 | 0.0 | 5,443 | 2.4 |
| Blue Cross/Blue Shield | 34 | 11.6 | 29,900 | 13.4 |
| Other Commercial | 119 | 40.6 | 14,398 | 6.4 |
| Managed Care(HMO, PPO) | 0 | 0.0 | 101,684 | 45.5 |
| Self Pay | 9 | 3.1 | 2,175 | 1.0 |
| Industrial & Worker Comp | 1 | 0.3 | 4,017 | 1.8 |
| Charity and Unclassified | 0 | 0.0 | 206 | 0.1 |
| Childrens Health Insurance | 0 | 0.0 | 197 | 0.1 |
| Unknown | 0 | 0.0 | 1,148 | 0.5 |
| Not Reported | 0 | 0.0 | 92 | 0.0 |
| LOCAL HEALTH DISTRICT OF PATIENT RESIDENCE | | | | |
| Bear River | 0 | 0.0 | 15,256 | 6.8 |
| Central Utah | 0 | 0.0 | 8,217 | 3.7 |
| Davis County | 0 | 0.0 | 22,608 | 10.1 |
| Salt Lake County | 1 | 0.3 | 78,843 | 35.3 |
| Southeastern Utah | 0 | 0.0 | 5,233 | 2.3 |
| Southwest Utah | 257 | 87.7 | 12,333 | 5.5 |
| Summit County | 0 | 0.0 | 3,135 | 1.4 |
| Tooele County | 0 | 0.0 | 4,296 | 1.9 |
| Tri-County | 0 | 0.0 | 5,769 | 2.6 |
| Utah County | 0 | 0.0 | 35,901 | 16.1 |
| Wasatch County | 0 | 0.0 | 1,724 | 0.8 |
| Weber County | 0 | 0.0 | 20,598 | 9.2 |
| Unknown Utah | 0 | 0.0 | 49 | 0.0 |
| Outside Utah | 35 | 11.9 | 9,153 | 4.1 |
| Unknown, Not Reported | 0 | 0.0 | 163 | 0.1 |

SOURCE: Utah Ambulatory Surgery Database,
Utah Health Data Committee/Office of Health Care Statistics.

AMB ST 1-1
UTAH HOSPITAL AND FREESTANDING AMBULATORY SURGERY CENTER (FASC) UTILIZATION AND CHARGE PROFILE OF OUTPATIENT SURGERY, 2005
NUMBER OF CPT-4 AND ICD-9 REPORTABLE* PROCEDURES BY SELECTED AMBULATORY SURGERY REPORTING CATEGORY

107 Lakeview Hospital

| | Procedures Performed | | Procedures Performed-All Hospitals | |
|--|----------------------|-------|------------------------------------|-------|
| | (#) | (%) | (#) | (%) |
| Reporting Category(ICD-9-CM CODES) | 6,363 | 100.0 | 319,528 | 100.0 |
| Mastectomy (85.0-85.99) | 225 | 3.5 | 7,251 | 2.3 |
| Musculoskeletal (76.0-84.99) | 1,416 | 22.3 | 62,442 | 19.5 |
| Respiratory (30.0-34.99) | 38 | 0.6 | 3,352 | 1.0 |
| Cardiovascular (35.0-39.99) | 192 | 3.0 | 16,471 | 5.2 |
| Lymphatic/Hemetic (40.0-41.99) | 38 | 0.6 | 2,955 | 0.9 |
| Digestive System (42.0-54.99) | 2,654 | 41.7 | 105,537 | 33.0 |
| Urinary (55.0-59.99) | 210 | 3.3 | 8,250 | 2.6 |
| Male Genital (60.0-64.99) | 88 | 1.4 | 3,729 | 1.2 |
| Female Genital (65.0-71.99) | 149 | 2.3 | 14,736 | 4.6 |
| Endocrine/Nervous (01.0-07.99) | 187 | 2.9 | 30,031 | 9.4 |
| Eye (08.0-16.99) | 794 | 12.5 | 19,655 | 6.2 |
| Ear (18.0-20.99) | 93 | 1.5 | 15,107 | 4.7 |
| Nose, Mouth, Pharynx (21.0-29.99) | 279 | 4.4 | 30,012 | 9.4 |
| Reporting Category(CPT-4 CODES) | 6,119 | 100.0 | 307,031 | 100.0 |
| Mastectomy (19120-19220) | 96 | 1.6 | 3,138 | 1.0 |
| Musculoskeletal (20000-29909) | 1,527 | 25.0 | 61,634 | 20.1 |
| Respiratory (30000-32999 & 39501-39599) | 140 | 2.3 | 13,104 | 4.3 |
| Cardiovascular (33010-37799 & 93501-93660) | 505 | 8.3 | 37,099 | 12.1 |
| Lymphatic/Hemetic (38100-38999) | 24 | 0.4 | 2,706 | 0.9 |
| Digestive (40490-49999) | 2,676 | 43.7 | 114,818 | 37.4 |
| Urinary (50010-53899) | 347 | 5.7 | 8,591 | 2.8 |
| Male Genital (54000-55899) | 58 | 0.9 | 3,154 | 1.0 |
| Female Genital (56405-58999) | 128 | 2.1 | 11,166 | 3.6 |
| Endocrine/Nervous (60000-64999) | 149 | 2.4 | 31,549 | 10.3 |
| Eye (65091-68899) | 424 | 6.9 | 11,740 | 3.8 |
| Ear (69000-69979) | 45 | 0.7 | 8,332 | 2.7 |

SOURCE: Utah Ambulatory Surgery Database

Utah Health Data Committee/Office of Health Care Statistics.

Reportable* excludes codes in the former "Other" category and CPT blood draw codes in previous reports.

AMB ST 1-2
UTAH HOSPITAL AND FREESTANDING AMBULATORY SURGERY CENTER (FASC) UTILIZATION AND CHARGE PROFILE OF OUTPATIENT SURGERY, 2005
MOST COMMONLY PERFORMED CPT-4 AND ICD-9 REPORTABLE* PROCEDURES

107 Lakeview Hospital

| ICD-9 CODE | ICD-9 DESCRIPTION | # | % | % ALL Hospitals |
|----------------------|------------------------------------|-------|-------|-----------------|
| All ICD-9 Procedures | | 6,363 | 100.0 | 100.0 |
| 4523 | COLONOSCOPY | 620 | 9.7 | 7.33 |
| 4516 | EGD W/CLOS BX | 534 | 8.4 | 5.33 |
| 1371 | INSRT IOL-CATARACT EXTRACT-1 STAGE | 317 | 5.0 | 1.42 |
| 1341 | PHACOEMULSIFICATION&ASPIR CATARACT | 313 | 4.9 | 1.43 |
| 4542 | ENDO POLYPECTOMY LARGE INTESTINE | 253 | 4.0 | 3.85 |
| 4525 | CLOS [ENDO] BX LARGE INTESTINE | 226 | 3.6 | 2.58 |
| 5123 | LAPAROSCOPIC CHOLECYSTECTOMY | 150 | 2.4 | 1.93 |
| 806 | EXCISION SEMILUNAR CARTILAGE KNEE | 134 | 2.1 | 1.77 |
| 8086 | OTH LOCAL EXC/DESTRUC LES KNEE JNT | 131 | 2.1 | 0.85 |
| 4292 | DILATION OF ESOPHAGUS | 129 | 2.0 | 1.37 |
| 4513 | OTHER ENDOSCOPY OF SMALL INTESTINE | 105 | 1.7 | 2.02 |
| 1364 | DISCISSION OF SECONDARY MEMBRANE | 91 | 1.4 | 0.24 |
| 8521 | LOCAL EXCISION OF LESION OF BREAST | 82 | 1.3 | 0.91 |
| 4701 | LAPAROSCOPIC APPENDECTOMY | 78 | 1.2 | 0.46 |
| 4836 | [ENDOSCOPIC] POLYPECTOMY OF RECTUM | 76 | 1.2 | 1.17 |
| 3722 | LEFT HEART CARDIAC CATHETERIZATION | 59 | 0.9 | 1.11 |
| 7781 | OTH PART OSTEC SCAPULA CLAV&THORAX | 57 | 0.9 | 0.49 |
| 598 | URETERAL CATHETERIZATION | 55 | 0.9 | 0.49 |
| 2001 | MYRINGOTOMY WITH INSERTION OF TUBE | 54 | 0.8 | 3.86 |
| 8076 | SYNOVECTOMY OF KNEE | 53 | 0.8 | 0.38 |

| CPT-4 CODE | CPT-4 DESCRIPTION | # | % | % ALL Hospitals |
|----------------------|----------------------------------|-------|-------|-----------------|
| All CPT-4 Procedures | | 6,119 | 100.0 | 100.0 |
| 45378 | COLONOSCOPY FLEX; DX-SEP PROC | 540 | 8.8 | 7.15 |
| 43239 | UGI ENDO; W/BX 1/MX | 535 | 8.7 | 5.40 |
| 45380 | COLONOSCOPY FLEX; W/BX 1/MX | 443 | 7.2 | 5.50 |
| 66984 | EXTRACAPSULAR CATARACT REMV IOL | 315 | 5.1 | 1.43 |
| 47563 | LAPARSCPY SURG; CHOLECT W/CHOLAN | 143 | 2.3 | 1.24 |
| 29881 | SCOPE KNEE SURG;W/MENISCECT MED/ | 109 | 1.8 | 1.52 |
| 66821 | DISCISSION 2ND CATARACT; LASER S | 92 | 1.5 | 0.27 |
| 49505 | REPR INIT ING HERNIA 5YR/MORE; R | 81 | 1.3 | 0.95 |
| 44970 | LAPAROSCOPY SURGICAL APPENDECTOM | 79 | 1.3 | 0.50 |
| 93545 | INJ PROC-CATH; SELECT CORONRY AN | 75 | 1.2 | 1.40 |
| 93556 | IMAG SUPERVS I&R-CATH; PULM ANGI | 74 | 1.2 | 1.20 |
| 45385 | COLONOSCOPY FLEX; W/REMV LES-SNA | 73 | 1.2 | 1.80 |
| 51610 | INJ PROC RETRO URETHROCYSTOGRAPH | 71 | 1.2 | 0.04 |
| 43249 | UGI ENDO; W/BALLOON DILAT ESOPHA | 70 | 1.1 | 0.89 |
| 28285 | CORRECTION HAMMERTOES | 69 | 1.1 | 0.48 |
| 29877 | SCOPE KNEE SURG; DEBRID/SHAVE CA | 67 | 1.1 | 0.95 |
| 93555 | IMAG SUPERVS I&R-CATH; VENT/ATRI | 64 | 1.0 | 1.16 |
| 93543 | INJ PROC-CATH; LT VENT/ATRIAL AN | 63 | 1.0 | 1.32 |
| 93510 | LT HRT CATH RETRO-BRACH/FEM; PER | 58 | 0.9 | 1.12 |
| 43248 | UGI ENDO; W/INSRT GUIDE WIRE | 56 | 0.9 | 0.12 |

SOURCE: Utah Ambulatory Surgery Database

Utah Health Data Committee/Office of Health Care Statistics

Reportable* excludes codes in the former "Other" category and CPT4 blood draw codes in previous reports.

AMB ST 1-3

UTAH HOSPITAL AND FREESTANDING AMBULATORY SURGERY CENTER (FASC) UTILIZATION AND CHARGE PROFILE OF OUTPATIENT SURGERY, 2005
 AVERAGE TOTAL CHARGES FOR MOST COMMONLY PERFORMED CPT-4 AND ICD-9 REPORTABLE* PROCEDURES, SINGLE ICD-9 OR CPT-4 ONLY

107 Lakeview Hospital

| ICD-9 CODE | ICD-9 DESCRIPTION | # | AVE TOT CHRG | AVE TOT CHRG(ALL Hospitals) |
|------------------|-------------------------------------|-------|--------------|------------------------------|
| ICD-9 Procedures | | 2,401 | \$3,603 | \$2,879 |
| 4523 | COLONOSCOPY | 459 | \$1,541 | \$903 |
| 4516 | EGD W/CLOS BX | 160 | \$2,047 | \$1,210 |
| 4542 | ENDO POLYPECTOMY LARGE INTESTINE | 160 | \$2,010 | \$1,238 |
| 5123 | LAPAROSCOPIC CHOLECYSTECTOMY | 109 | \$6,887 | \$5,675 |
| 1364 | DISCISSION OF SECONDARY MEMBRANE | 91 | \$1,275 | \$670 |
| 4525 | CLOS [ENDO] BX LARGE INTESTINE | 82 | \$2,148 | \$1,300 |
| 4701 | LAPAROSCOPIC APPENDECTOMY | 67 | \$8,629 | \$7,458 |
| 8521 | LOCAL EXCISION OF LESION OF BREAST | 58 | \$3,748 | \$2,505 |
| 282 | TONSILLECTOMY WITHOUT ADENOIDECTOMY | 39 | \$3,493 | \$2,177 |
| 4836 | [ENDOSCOPIC] POLYPECTOMY OF RECTUM | 38 | \$1,921 | \$1,195 |
| 3722 | LEFT HEART CARDIAC CATHETERIZATION | 34 | \$7,332 | \$6,068 |
| 4513 | OTHER ENDOSCOPY OF SMALL INTESTINE | 34 | \$1,680 | \$1,077 |
| 3859 | LIG&STRIP LOWER LIMB VARICOSE VEINS | 28 | \$5,145 | \$4,689 |
| 283 | TONSILLECTOMY WITH ADENOIDECTOMY | 26 | \$3,290 | \$1,976 |
| 5749 | OTH TRANSURETH EXC/DEST LES BLADDER | 25 | \$4,272 | \$3,501 |
| 8051 | EXCISION OF INTERVERTEBRAL DISC | 25 | \$5,017 | \$7,507 |
| 5303 | UNILAT REPR DIRECT ING HERN-GFT | 24 | \$3,475 | \$3,672 |
| 5304 | UNILAT REPR INDIRECT ING HERN-GFT | 23 | \$3,552 | \$3,549 |
| 5011 | CLOSED BIOPSY OF LIVER | 21 | \$2,581 | \$2,156 |
| 6902 | DILATION&CURET FOLLOWING DELIV/AB | 20 | \$4,403 | \$2,542 |

| CPT-4 CODE | CPT-4 DESCRIPTION | # | AVE TOT CHRG | AVE TOT CHRG(ALL Hospitals) |
|------------------|----------------------------------|-------|--------------|------------------------------|
| CPT-4 Procedures | | 2,892 | \$3,368 | \$2,664 |
| 45378 | COLONOSCOPY FLEX; DX-SEP PROC | 389 | \$1,545 | \$907 |
| 66984 | EXTRACAPSULAR CATARACT REMV IOL | 314 | \$3,809 | \$2,926 |
| 45380 | COLONOSCOPY FLEX; W/BX 1/MX | 262 | \$2,054 | \$1,227 |
| 43239 | UGI ENDO; W/BX 1/MX | 165 | \$2,092 | \$1,205 |
| 47563 | LAPARSCPY SURG; CHOLECT W/CHOLAN | 109 | \$6,933 | \$5,930 |
| 66821 | DISCISSION 2ND CATARACT; LASER S | 92 | \$1,272 | \$712 |
| 44970 | LAPAROSCOPY SURGICAL APPENDECTOM | 66 | \$8,592 | \$7,429 |
| 49505 | REPR INIT ING HERNIA 5YR/MORE; R | 51 | \$3,701 | \$3,442 |
| 29881 | SCOPE KNEE SURG;W/MENISCECT MED/ | 47 | \$4,941 | \$3,661 |
| 20610 | ARTHROCENTESIS ASPIR&/INJ; MAJ J | 39 | \$659 | \$822 |
| 19125 | EXC BRST LES ID RAD MARKR OPN;1 | 37 | \$3,845 | \$3,257 |
| 42826 | TONSILLECTOMY PRIM/SEC; AGE 12/O | 32 | \$3,552 | \$2,223 |
| 45385 | COLONOSCOPY FLEX; W/REMV LES-SNA | 32 | \$2,045 | \$1,353 |
| 49080 | PERITONEOCENTESIS; INIT | 32 | \$723 | \$1,220 |
| 36430 | TRANSFUSION BLOOD/BLOOD COMPONEN | 30 | \$1,572 | \$2,478 |
| 64483 | INJ ANES EPIDURL; LUMB/SAC 1 LEV | 28 | \$222 | \$1,123 |
| 50590 | LITHOTRIPSY XTRACORP SHOCK WAVE | 24 | \$5,711 | \$7,665 |
| 19120 | EXC BRST CYST TUMR/LES OPN M/F 1 | 23 | \$3,768 | \$2,463 |
| 42820 | T&A; UNDER AGE 12 | 22 | \$3,238 | \$1,897 |
| 43235 | UGI ENDO; DX W/VO CLCT SPECMN-SP | 20 | \$1,628 | \$1,012 |

SOURCE: Utah Ambulatory Surgery Database
 Reportable* excludes codes in the former "Other" category and CPT4 blood draw codes in previous reports.

AMB ST 1-4
UTAH HOSPITAL AND FREESTANDING AMBULATORY SURGERY CENTER (FASC) UTILIZATION AND CHARGE PROFILE OF OUTPATIENT SURGERY, 2005
PROCEDURE APG CATEGORY, PROCEDURE APG, BASED ON REPORTABLE* CPT-4 PROCEDURES

107 Lakeview Hospital

| Procedure APG category | | TOTAL # | TOTAL # (ALL Hospitals) |
|------------------------|---|---------|-------------------------|
| Procedure APG | | | |
| 01 | INTEGUMENTARY SYSTEM | 226 | 9,625 |
| | 002 SUPERFICIAL NEEDLE BIOPSY AND ASPIRATION | 48 | 2,764 |
| | 003 COMPLEX INCISION AND DRAINAGE | 3 | 93 |
| | 004 SIMPLE INCISION AND DRAINAGE | 4 | 36 |
| | 007 COMPLEX EXCISION, BIOPSY AND DEBRIDEMENT | 35 | 1,172 |
| | 008 SIMPLE EXCISION AND BIOPSY | 10 | 975 |
| | 009 COMPLEX SKIN REPAIRS INCL INTEGUMENT GRAFTS, TRANSFER & REARRANGE | 30 | 1,274 |
| | 011 SIMPLE INCISION AND EXCISION OF BREAST | 78 | 2,672 |
| | 012 BREAST RECONSTRUCTION AND MASTECTOMY | 18 | 461 |
| 02 | MUSCULOSKELETAL SYSTEM | 1,415 | 55,271 |
| | 021 COMPLEX MUSCULOSKELETAL PROCEDURES EXCLUDING HAND AND FOOT | 161 | 6,574 |
| | 022 SIMPLE MUSCULOSKELETAL PROCEDURES EXCLUDING HAND AND FOOT | 51 | 2,116 |
| | 023 COMPLEX HAND AND FOOT MUSCULOSKELETAL PROCEDURES | 51 | 1,982 |
| | 024 SIMPLE HAND AND FOOT MUSCULOSKELETAL PROCEDURES | 277 | 11,501 |
| | 025 ARTHROSCOPY | 536 | 23,586 |
| | 026 REPLACEMENT OF CAST | 50 | 80 |
| | 027 SPLINT, STRAPPING AND CAST REMOVAL | 6 | 103 |
| | 028 CLOSED TREATMENT FX & DISLOCATION OF FINGER, TOE & TRUNK | 3 | 56 |
| | 029 CLOSED TREATMENT FX & DISLOCATION EXC FINGER, TOE & TRUNK | 7 | 610 |
| | 030 OPEN OR PERCUTANEOUS TREATMENT OF FRACTURES | 88 | 4,047 |
| | 031 BONE OR JOINT MANIPULATION UNDER ANESTHESIA | 24 | 429 |
| | 032 BUNION PROCEDURES | 48 | 1,497 |
| | 033 ARTHROPLASTY | 27 | 534 |
| | 034 HAND AND FOOT TENOTOMY | 6 | 275 |
| | 035 ARTHROCENTESIS AND LIGAMENT OR TENDON INJECTION | 80 | 1,881 |
| 03 | RESPIRATORY SYSTEM | 112 | 7,516 |
| | 052 NEEDLE AND CATHETER BIOPSY, ASPIRATION, LAVAGE AND INTUBATION | 50 | 721 |
| | 053 COMPLEX ENDOSCOPY OF THE UPPER AIRWAY | 29 | 4,668 |
| | 054 SIMPLE ENDOSCOPY OF THE UPPER AIRWAY | 2 | 343 |
| | 055 ENDOSCOPY OF THE LOWER AIRWAY | 31 | 1,784 |
| 04 | CARDIOVASCULAR SYSTEM | 447 | 31,224 |
| | 076 DIAGNOSTIC CARDIAC CATHETERIZATION | 356 | 22,437 |
| | 077 ANGIOPLASTY AND TRANSCATHETER PROCEDURES | 9 | 2,087 |
| | 078 PACEMAKER INSERTION AND REPLACEMENT | 10 | 606 |
| | 079 REMOVAL AND REVISION OF PACEMAKER AND VASCULAR DEVICE | 9 | 844 |
| | 080 MINOR VASCULAR REPAIR AND FISTULA CONSTRUCTION | 3 | 743 |
| | 081 SECONDARY VARICOSE VEINS AND VASCULAR INJECTION | 32 | 415 |
| | 082 VASCULAR LIGATION | 28 | 540 |
| 05 | HEMATOLOGIC, LYMPHATIC, AND ENDOCRINE | 54 | 2,858 |
| | 095 DEEP LYMPH STRUCTURE AND THYROID PROCEDURES | 23 | 1,920 |
| | 097 TRANSFUSION | 31 | 808 |
| 06 | DIGESTIVE SYSTEM | 2,502 | 103,000 |
| | 111 ALIMENTARY TESTS AND SIMPLE TUBE PLACEMENT | 12 | 155 |
| | 113 ANOSCOPY WITH BIOPSY AND DIAGNOSTIC PROCTOSIGMOIDOSCOPY | 7 | 683 |
| | 114 PROCTOSIGMOIDOSCOPY WITH EXCISION OR BIOPSY | 7 | 445 |
| | 115 DIAGNOSTIC UPPER GI ENDOSCOPY OR INTUBATION | 591 | 20,979 |

AMB ST 1-4

UTAH HOSPITAL AND FREESTANDING AMBULATORY SURGERY CENTER (FASC) UTILIZATION AND CHARGE PROFILE OF OUTPATIENT SURGERY, 2005
PROCEDURE APG CATEGORY, PROCEDURE APG, BASED ON REPORTABLE* CPT-4 PROCEDURES

107 Lakeview Hospital

| procedure APG category | procedure APG | TOTAL # | TOTAL # (ALL Hospitals) |
|------------------------|--|---------|-------------------------|
| | 116 THERAPEUTIC UPPER GI ENDOSCOPY OR INTUBATION | 184 | 5,802 |
| | 117 LOWER GASTROINTESTINAL ENDOSCOPY | 1,091 | 47,252 |
| | 118 ERCP AND MISCELLANEOUS GI ENDOSCOPY PROCEDURES | 45 | 1,917 |
| | 119 HERNIA AND HYDROCELE PROCEDURES | 171 | 7,107 |
| | 120 COMPLEX ANAL AND RECTAL PROCEDURES | 24 | 966 |
| | 121 SIMPLE ANAL AND RECTAL PROCEDURES | 4 | 565 |
| | 122 MISCELLANEOUS ABDOMINAL PROCEDURES | 7 | 490 |
| | 123 COMPLEX LAPAROSCOPIC PROCEDURES | 357 | 14,888 |
| | 124 SIMPLE LAPAROSCOPIC PROCEDURES | 2 | 244 |
| 07 | URINARY SYSTEM | 236 | 7,371 |
| | 131 RENAL EXTRACORPOREAL SHOCK WAVE LITHOTRIPSY | 29 | 766 |
| | 133 URINARY CATHETERIZATION AND DILATATION | 10 | 399 |
| | 134 COMPLEX CYSTOURETHROSCOPY AND LITHOLAPAXY | 139 | 3,433 |
| | 135 MODERATE CYSTOURETHROSCOPY | 40 | 1,850 |
| | 136 SIMPLE CYSTOURETHROSCOPY | 12 | 617 |
| | 137 COMPLEX URETHRAL PROCEDURES | 4 | 156 |
| | 138 SIMPLE URETHRAL PROCEDURES | 2 | 149 |
| 08 | MALE GENITAL SYSTEM | 60 | 2,798 |
| | 151 TESTICULAR AND EPIDIDYMAL PROCEDURES | 35 | 1,409 |
| | 152 INSERTION OF PENILE PROSTHESIS | 8 | 85 |
| | 153 COMPLEX PENILE PROCEDURES | 4 | 415 |
| | 154 SIMPLE PENILE PROCEDURES | 13 | 711 |
| 09 | FEMALE GENITAL SYSTEM | 81 | 6,527 |
| | 176 COMPLEX FEMALE REPRODUCTIVE PROCEDURES | 37 | 1,506 |
| | 177 SIMPLE FEMALE REPRODUCTIVE PROCEDURES | 22 | 1,484 |
| | 178 DILATION AND CURETTAGE | 10 | 663 |
| | 179 HYSTEROSCOPY | 10 | 2,678 |
| | 180 COLPOSCOPY | 2 | 196 |
| 10 | NERVOUS SYSTEM | 97 | 27,778 |
| | 195 NERVOUS SYSTEM INJECTIONS, STIMULATIONS OR CRANIAL TAP | 33 | 21,371 |
| | 196 REVISION AND REMOVAL OF NEUROLOGICAL DEVICE | 4 | 229 |
| | 197 NEUROSTIMULATOR AND VENTRICULAR SHUNT IMPLANTATION | 3 | 776 |
| | 198 NERVE REPAIR AND DESTRUCTION | 47 | 4,700 |
| | 199 SPINAL TAP | 10 | 702 |
| 11 | EYE AND OCULAR ADNEXA | 423 | 11,487 |
| | 213 LASER EYE PROCEDURES | 92 | 877 |
| | 214 CATARACT PROCEDURES | 318 | 4,675 |
| | 216 MODERATE ANTERIOR SEGMENT EYE PROCEDURES | 2 | 322 |
| | 221 COMPLEX REPAIR AND PLASTIC PROCEDURES OF EYE | 2 | 787 |
| | 222 SIMPLE REPAIR AND PLASTIC PROCEDURES OF EYE | 8 | 630 |
| | 223 VITRECTOMY | 1 | 1,675 |
| 12 | FACIAL, EAR, NOSE, MOUTH AND THROAT | 251 | 28,941 |
| | 233 NASAL CAUTERIZATION AND PACKING | 3 | 204 |
| | 234 COMPLEX FACIAL AND ENT PROCEDURES | 89 | 5,313 |
| | 235 SIMPLE FACIAL AND ENT PROCEDURES | 81 | 14,825 |
| | 236 TONSIL AND ADENOID PROCEDURES | 78 | 8,558 |

AMB ST 1-4
UTAH HOSPITAL AND FREESTANDING AMBULATORY SURGERY CENTER (FASC) UTILIZATION AND CHARGE PROFILE OF OUTPATIENT SURGERY, 2005
PROCEDURE APG CATEGORY, PROCEDURE APG, BASED ON REPORTABLE* CPT-4 PROCEDURES

107 Lakeview Hospital

| procedure APG category | procedure APG | TOTAL # | TOTAL # (ALL Hospitals) |
|------------------------|---|---------|-------------------------|
| 13 | THERAPEUTIC AND OTHER RADIOLOGICAL PROCEDURES | 131 | 3,489 |
| | 253 VASCULAR RADIOLOGY EXCEPT FOR VENOGRAPHY OF EXTREMITY | 1 | 1,503 |
| | 254 MYELOGRAPHY | 6 | 307 |
| | 255 MISCELLANEOUS RADIOLOGICAL PROCEDURES WITH CONTRAST | 124 | 1,673 |
| 14 | PHYSICAL MEDICINE AND REHABILITATION | 1 | 8 |
| | 272 PHYSICAL THERAPY | 1 | 8 |

SOURCE: Utah Ambulatory Surgery Database

Utah Health Data Committee/Office of Health Care Statistics

Reportable* excludes codes in the former "Other" category and CPT blood draw codes in previous reports.

AMB ST 1-5
UTAH HOSPITAL AND FREESTANDING AMBULATORY SURGERY CENTER (FASC) UTILIZATION AND CHARGE PROFILE OF OUTPATIENT SURGERY, 2005
PROCEDURE APG CATEGORY, PROCEDURE APG, SINGLE APG ONLY
BASED ON REPORTABLE* CPT-4 PROCEDURES

107 Lakeview Hospital

| Procedure APG category | Procedure APG | TOTAL # | AVE TOT CHR | AVE TOT CHR(ALL Hospitals) |
|------------------------|---|---------|-------------|-----------------------------|
| 01 | INTEGUMENTARY SYSTEM | 134 | \$3,948 | \$2,720 |
| | 002 SUPERFICIAL NEEDLE BIOPSY AND ASPIRATION | 18 | \$2,052 | \$2,110 |
| | 003 COMPLEX INCISION AND DRAINAGE | 2 | \$3,170 | \$3,617 |
| | 004 SIMPLE INCISION AND DRAINAGE | 1 | \$1,049 | \$2,404 |
| | 007 COMPLEX EXCISION, BIOPSY AND DEBRIDEMENT | 14 | \$3,485 | \$2,947 |
| | 008 SIMPLE EXCISION AND BIOPSY | 3 | \$2,280 | \$2,811 |
| | 009 COMPLEX SKIN REPAIRS INCL INTEGUMENT GRAFTS, TRANSFER & REARRAN | 19 | \$6,625 | \$3,441 |
| | 011 SIMPLE INCISION AND EXCISION OF BREAST | 60 | \$3,816 | \$2,717 |
| | 012 BREAST RECONSTRUCTION AND MASTECTOMY | 17 | \$4,369 | \$4,527 |
| 02 | MUSCULOSKELETAL SYSTEM | 437 | \$4,455 | \$3,739 |
| | 021 COMPLEX MUSCULOSKELETAL PROCEDURES EXCLUDING HAND AND FOOT | 37 | \$5,162 | \$5,677 |
| | 022 SIMPLE MUSCULOSKELETAL PROCEDURES EXCLUDING HAND AND FOOT | 14 | \$4,870 | \$3,550 |
| | 023 COMPLEX HAND AND FOOT MUSCULOSKELETAL PROCEDURES | 16 | \$5,166 | \$4,293 |
| | 024 SIMPLE HAND AND FOOT MUSCULOSKELETAL PROCEDURES | 72 | \$3,445 | \$2,497 |
| | 025 ARTHROSCOPY | 157 | \$5,347 | \$4,162 |
| | 026 REPLACEMENT OF CAST | 4 | \$163 | \$1,046 |
| | 027 SPLINT, STRAPPING AND CAST REMOVAL | 3 | \$3,031 | \$1,088 |
| | 028 CLOSED TREATMENT FX & DISLOCATION OF FINGER, TOE & TRUNK | 2 | \$4,128 | \$2,328 |
| | 029 CLOSED TREATMENT FX & DISLOCATION EXC FINGER, TOE & TRUNK | 3 | \$4,009 | \$2,873 |
| | 030 OPEN OR PERCUTANEOUS TREATMENT OF FRACTURES | 51 | \$6,069 | \$4,697 |
| | 031 BONE OR JOINT MANIPULATION UNDER ANESTHESIA | 11 | \$3,478 | \$2,274 |
| | 032 BUNION PROCEDURES | 22 | \$4,186 | \$3,289 |
| | 033 ARTHROPLASTY | 5 | \$3,723 | \$5,262 |
| | 034 HAND AND FOOT TENOTOMY | 1 | \$3,232 | \$2,079 |
| | 035 ARTHROCENTESIS AND LIGAMENT OR TENDON INJECTION | 39 | \$659 | \$792 |
| 03 | RESPIRATORY SYSTEM | 55 | \$1,703 | \$1,861 |
| | 052 NEEDLE AND CATHETER BIOPSY, ASPIRATION, LAVAGE AND INTUBATION | 39 | \$1,000 | \$1,117 |
| | 053 COMPLEX ENDOSCOPY OF THE UPPER AIRWAY | 6 | \$4,357 | \$3,101 |
| | 054 SIMPLE ENDOSCOPY OF THE UPPER AIRWAY | 2 | \$3,643 | \$1,025 |
| | 055 ENDOSCOPY OF THE LOWER AIRWAY | 8 | \$2,657 | \$2,026 |
| 04 | CARDIOVASCULAR SYSTEM | 10 | \$6,292 | \$11,714 |
| | 076 DIAGNOSTIC CARDIAC CATHETERIZATION | 2 | \$3,556 | \$7,275 |
| | 077 ANGIOPLASTY AND TRANSCATHETER PROCEDURES | 1 | \$3,269 | \$18,442 |
| | 078 PACEMAKER INSERTION AND REPLACEMENT | 4 | \$10,699 | \$20,119 |
| | 079 REMOVAL AND REVISION OF PACEMAKER AND VASCULAR DEVICE | 2 | \$2,901 | \$7,717 |
| | 081 SECONDARY VARICOSE VEINS AND VASCULAR INJECTION | 1 | \$3,943 | \$12,911 |
| 05 | HEMATOLOGIC, LYMPHATIC, AND ENDOCRINE | 41 | \$2,172 | \$4,419 |
| | 095 DEEP LYMPH STRUCTURE AND THYROID PROCEDURES | 11 | \$3,808 | \$4,406 |
| | 097 TRANSFUSION | 30 | \$1,572 | \$2,478 |
| 06 | DIGESTIVE SYSTEM | 1,328 | \$2,966 | \$1,962 |
| | 111 ALIMENTARY TESTS AND SIMPLE TUBE PLACEMENT | 12 | \$376 | \$1,010 |
| | 113 ANOSCOPY WITH BIOPSY AND DIAGNOSTIC PROCTOSIGMOIDOSCOPY | 2 | \$2,023 | \$984 |
| | 114 PROCTOSIGMOIDOSCOPY WITH EXCISION OR BIOPSY | 3 | \$1,745 | \$1,169 |
| | 115 DIAGNOSTIC UPPER GI ENDOSCOPY OR INTUBATION | 189 | \$2,037 | \$1,165 |
| | 116 THERAPEUTIC UPPER GI ENDOSCOPY OR INTUBATION | 67 | \$2,057 | \$1,658 |

AMB ST 1-5
UTAH HOSPITAL AND FREESTANDING AMBULATORY SURGERY CENTER (FASC) UTILIZATION AND CHARGE PROFILE OF OUTPATIENT SURGERY, 2005
PROCEDURE APG CATEGORY, PROCEDURE APG, SINGLE APG ONLY
BASED ON REPORTABLE* CPT-4 PROCEDURES

107 Lakeview Hospital

| procedure APG category | | TOTAL # | AVE TOT CHR | AVE TOT CHR(ALL Hospitals) |
|------------------------|--|---------|-------------|-----------------------------|
| Procedure APG | | | | |
| 117 | LOWER GASTROINTESTINAL ENDOSCOPY | 699 | \$1,769 | \$1,067 |
| 118 | ERCP AND MISCELLANEOUS GI ENDOSCOPY PROCEDURES | 12 | \$2,718 | \$3,503 |
| 119 | HERNIA AND HYDROCELE PROCEDURES | 91 | \$4,098 | \$3,280 |
| 120 | COMPLEX ANAL AND RECTAL PROCEDURES | 15 | \$4,178 | \$2,685 |
| 121 | SIMPLE ANAL AND RECTAL PROCEDURES | 2 | \$3,411 | \$1,870 |
| 122 | MISCELLANEOUS ABDOMINAL PROCEDURES | 2 | \$3,367 | \$2,977 |
| 123 | COMPLEX LAPAROSCOPIC PROCEDURES | 232 | \$7,210 | \$5,679 |
| 124 | SIMPLE LAPAROSCOPIC PROCEDURES | 2 | \$5,579 | \$9,924 |
| 07 | URINARY SYSTEM | 90 | \$4,856 | \$4,153 |
| 131 | RENAL EXTRACORPOREAL SHOCK WAVE LITHOTRIPSY | 24 | \$5,711 | \$7,665 |
| 133 | URINARY CATHETERIZATION AND DILATATION | 6 | \$4,450 | \$3,375 |
| 134 | COMPLEX CYSTOURETHROSCOPY AND LITHOLAPAXY | 32 | \$4,949 | \$4,141 |
| 135 | MODERATE CYSTOURETHROSCOPY | 16 | \$4,067 | \$3,140 |
| 136 | SIMPLE CYSTOURETHROSCOPY | 8 | \$3,465 | \$2,217 |
| 137 | COMPLEX URETHRAL PROCEDURES | 3 | \$6,022 | \$4,424 |
| 138 | SIMPLE URETHRAL PROCEDURES | 1 | \$4,070 | \$1,708 |
| 08 | MALE GENITAL SYSTEM | 31 | \$4,646 | \$3,036 |
| 151 | TESTICULAR AND EPIDIDYMAL PROCEDURES | 10 | \$3,661 | \$2,586 |
| 152 | INSERTION OF PENILE PROSTHESIS | 6 | \$7,795 | \$16,730 |
| 153 | COMPLEX PENILE PROCEDURES | 4 | \$6,183 | \$3,166 |
| 154 | SIMPLE PENILE PROCEDURES | 11 | \$3,265 | \$1,905 |
| 09 | FEMALE GENITAL SYSTEM | 50 | \$4,242 | \$3,633 |
| 176 | COMPLEX FEMALE REPRODUCTIVE PROCEDURES | 20 | \$4,431 | \$4,657 |
| 177 | SIMPLE FEMALE REPRODUCTIVE PROCEDURES | 11 | \$4,357 | \$2,716 |
| 178 | DILATION AND CURETTAGE | 9 | \$3,904 | \$2,156 |
| 179 | HYSTEROSCOPY | 9 | \$4,180 | \$4,046 |
| 180 | COLPOSCOPY | 1 | \$2,809 | \$1,802 |
| 10 | NERVOUS SYSTEM | 56 | \$1,826 | \$1,539 |
| 195 | NERVOUS SYSTEM INJECTIONS, STIMULATIONS OR CRANIAL TAP | 32 | \$257 | \$994 |
| 196 | REVISION AND REMOVAL OF NEUROLOGICAL DEVICE | 2 | \$4,839 | \$5,892 |
| 197 | NEUROSTIMULATOR AND VENTRICULAR SHUNT IMPLANTATION | 2 | \$12,526 | \$20,573 |
| 198 | NERVE REPAIR AND DESTRUCTION | 13 | \$3,425 | \$2,246 |
| 199 | SPINAL TAP | 7 | \$2,108 | \$1,728 |
| 11 | EYE AND OCULAR ADNEXA | 416 | \$3,229 | \$2,803 |
| 213 | LASER EYE PROCEDURES | 92 | \$1,272 | \$725 |
| 214 | CATARACT PROCEDURES | 316 | \$3,810 | \$2,930 |
| 216 | MODERATE ANTERIOR SEGMENT EYE PROCEDURES | 2 | \$3,172 | \$2,211 |
| 222 | SIMPLE REPAIR AND PLASTIC PROCEDURES OF EYE | 6 | \$2,669 | \$2,026 |
| 12 | FACIAL, EAR, NOSE, MOUTH AND THROAT | 141 | \$3,622 | \$2,232 |
| 233 | NASAL CAUTERIZATION AND PACKING | 3 | \$4,163 | \$2,648 |
| 234 | COMPLEX FACIAL AND ENT PROCEDURES | 39 | \$4,379 | \$4,546 |
| 235 | SIMPLE FACIAL AND ENT PROCEDURES | 34 | \$3,109 | \$1,623 |
| 236 | TONSIL AND ADENOID PROCEDURES | 65 | \$3,412 | \$2,001 |
| 13 | THERAPEUTIC AND OTHER RADIOLOGICAL PROCEDURES | 54 | \$1,964 | \$3,887 |
| 254 | MYELOGRAPHY | 6 | \$2,595 | \$2,899 |

AMB ST 1-5
UTAH HOSPITAL AND FREESTANDING AMBULATORY SURGERY CENTER (FASC) UTILIZATION AND CHARGE PROFILE OF OUTPATIENT SURGERY, 2005
PROCEDURE APG CATEGORY, PROCEDURE APG, SINGLE APG ONLY
BASED ON REPORTABLE* CPT-4 PROCEDURES

107 Lakeview Hospital

| procedure APG category Procedure APG | TOTAL # | AVE TOT CHRG | AVE TOT CHRG(ALL Hospitals) |
|---|---------|--------------|------------------------------|
| 255 MISCELLANEOUS RADIOLOGICAL PROCEDURES WITH CONTRAST | 48 | \$1,885 | \$2,848 |

SOURCE: Utah Ambulatory Surgery Database
 Utah Health Data Committee/Office of Health Care Statistics
 Reportable* excludes codes in the former "Other" category and CPT blood draw codes in previous reports.

AMB ST 1-6
UTAH HOSPITAL AND FREESTANDING AMBULATORY SURGERY CENTER (FASC) UTILIZATION AND CHARGE PROFILE OF OUTPATIENT SURGERY, 2005
NUMBER OF SELECTED AMBULATORY SURGERY PATIENT VISITS BY PATIENT PROFILE

107 Lakeview Hospital

| Patient Profile | Patient Visits | | Patient Visits-All Hospitals | |
|----------------------------|----------------|------|------------------------------|------|
| | (#) | (%) | (#) | (%) |
| GENDER | | | | |
| Female | 2,483 | 56.0 | 121,269 | 54.3 |
| Male | 1,954 | 44.0 | 101,991 | 45.7 |
| Unknown | 0 | 0.0 | 13 | 0.0 |
| Not Reported | 0 | 0.0 | 5 | 0.0 |
| AGE | | | | |
| 1-28 days | 1 | 0.0 | 469 | 0.2 |
| 29-365 days | 6 | 0.1 | 3,008 | 1.3 |
| 1-4 years | 36 | 0.8 | 10,999 | 4.9 |
| 5-9 | 46 | 1.0 | 6,321 | 2.8 |
| 10-14 | 52 | 1.2 | 4,532 | 2.0 |
| 15-17 | 78 | 1.8 | 4,858 | 2.2 |
| 18-19 | 77 | 1.7 | 3,511 | 1.6 |
| 20-24 | 205 | 4.6 | 10,616 | 4.8 |
| 25-29 | 200 | 4.5 | 12,207 | 5.5 |
| 30-34 | 175 | 3.9 | 11,660 | 5.2 |
| 35-39 | 164 | 3.7 | 11,852 | 5.3 |
| 40-44 | 250 | 5.6 | 14,382 | 6.4 |
| 45-49 | 334 | 7.5 | 17,465 | 7.8 |
| 50-54 | 417 | 9.4 | 24,332 | 10.9 |
| 55-59 | 404 | 9.1 | 20,472 | 9.2 |
| 60-64 | 366 | 8.2 | 17,241 | 7.7 |
| 65-69 | 410 | 9.2 | 15,102 | 6.8 |
| 70-74 | 419 | 9.4 | 12,741 | 5.7 |
| 75-79 | 404 | 9.1 | 10,692 | 4.8 |
| 80-84 | 240 | 5.4 | 6,850 | 3.1 |
| 85-89 | 119 | 2.7 | 3,124 | 1.4 |
| 90 + | 34 | 0.8 | 842 | 0.4 |
| Not Reported | 1 | 0.0 | 471 | 0.2 |
| SOURCE OF ADMISSION | | | | |
| Physician Referral | 4,316 | 97.3 | 197,732 | 88.6 |
| Clinic Referral | 0 | 0.0 | 511 | 0.2 |
| HMO Referral | 0 | 0.0 | 3,452 | 1.5 |
| Other Hospital | 0 | 0.0 | 121 | 0.1 |
| Skilled Nursing Facility | 0 | 0.0 | 19 | 0.0 |
| Other Health Care Facility | 0 | 0.0 | 36 | 0.0 |
| Emergency Room | 117 | 2.6 | 4,092 | 1.8 |
| Court/Law Enforcement | 0 | 0.0 | 0 | 0.0 |
| Unknown | 4 | 0.1 | 7 | 0.0 |
| Not Reported | 0 | 0.0 | 17,308 | 7.8 |

(Continued)

AMB ST 1-6
UTAH HOSPITAL AND FREESTANDING AMBULATORY SURGERY CENTER (FASC) UTILIZATION AND CHARGE PROFILE OF OUTPATIENT SURGERY, 2005
NUMBER OF SELECTED AMBULATORY SURGERY PATIENT VISITS BY PATIENT PROFILE

107 Lakeview Hospital

| Patient Profile | Patient Visits | | Patient Visits-All Hospitals | |
|---|----------------|-------|------------------------------|------|
| | (#) | (%) | (#) | (%) |
| DISCHARGE STATUS | | | | |
| Home or Self Care | 4,435 | 100.0 | 222,736 | 99.8 |
| Another Hospital | 1 | 0.0 | 119 | 0.1 |
| Skilled Nursing Facility | 1 | 0.0 | 104 | 0.0 |
| Intermediate Care Facility | 0 | 0.0 | 9 | 0.0 |
| Another Type of Institution | 0 | 0.0 | 26 | 0.0 |
| Under Care of Home Service | 0 | 0.0 | 191 | 0.1 |
| Left Against Medical Advice | 0 | 0.0 | 24 | 0.0 |
| Under Care of Home IV Provider | 0 | 0.0 | 11 | 0.0 |
| Expired | 0 | 0.0 | 12 | 0.0 |
| Unknown | 0 | 0.0 | 46 | 0.0 |
| Not Reported | 0 | 0.0 | 0 | 0.0 |
| PRIMARY PAYER | | | | |
| Medicare | 1,544 | 34.8 | 49,290 | 22.1 |
| Medicaid | 164 | 3.7 | 14,728 | 6.6 |
| Other government | 27 | 0.6 | 5,443 | 2.4 |
| Blue Cross/Blue Shield | 735 | 16.6 | 29,900 | 13.4 |
| Other Commercial | 227 | 5.1 | 14,398 | 6.4 |
| Managed Care(HMO, PPO) | 1,569 | 35.4 | 101,684 | 45.5 |
| Self Pay | 92 | 2.1 | 2,175 | 1.0 |
| Industrial & Worker Comp | 59 | 1.3 | 4,017 | 1.8 |
| Charity and Unclassified | 20 | 0.5 | 206 | 0.1 |
| Childrens Health Insurance | 0 | 0.0 | 197 | 0.1 |
| Unknown | 0 | 0.0 | 1,148 | 0.5 |
| Not Reported | 0 | 0.0 | 92 | 0.0 |
| LOCAL HEALTH DISTRICT OF PATIENT RESIDENCE | | | | |
| Bear River | 33 | 0.7 | 15,256 | 6.8 |
| Central Utah | 9 | 0.2 | 8,217 | 3.7 |
| Davis County | 3,760 | 84.7 | 22,608 | 10.1 |
| Salt Lake County | 323 | 7.3 | 78,843 | 35.3 |
| Southeastern Utah | 9 | 0.2 | 5,233 | 2.3 |
| Southwest Utah | 9 | 0.2 | 12,333 | 5.5 |
| Summit County | 6 | 0.1 | 3,135 | 1.4 |
| Tooele County | 51 | 1.1 | 4,296 | 1.9 |
| Tri-County | 6 | 0.1 | 5,769 | 2.6 |
| Utah County | 16 | 0.4 | 35,901 | 16.1 |
| Wasatch County | 1 | 0.0 | 1,724 | 0.8 |
| Weber County | 130 | 2.9 | 20,598 | 9.2 |
| Unknown Utah | 0 | 0.0 | 49 | 0.0 |
| Outside Utah | 83 | 1.9 | 9,153 | 4.1 |
| Unknown, Not Reported | 1 | 0.0 | 163 | 0.1 |

SOURCE: Utah Ambulatory Surgery Database,
Utah Health Data Committee/Office of Health Care Statistics.

AMB ST 1-1
UTAH HOSPITAL AND FREESTANDING AMBULATORY SURGERY CENTER (FASC) UTILIZATION AND CHARGE PROFILE OF OUTPATIENT SURGERY, 2005
NUMBER OF CPT-4 AND ICD-9 REPORTABLE* PROCEDURES BY SELECTED AMBULATORY SURGERY REPORTING CATEGORY

121 LDS Hospital

| | Procedures Performed | | Procedures Performed-All Hospitals | |
|--|----------------------|-------|------------------------------------|-------|
| | (#) | (%) | (#) | (%) |
| Reporting Category(ICD-9-CM CODES) | 29,164 | 100.0 | 319,528 | 100.0 |
| Mastectomy (85.0-85.99) | 716 | 2.5 | 7,251 | 2.3 |
| Musculoskeletal (76.0-84.99) | 4,770 | 16.4 | 62,442 | 19.5 |
| Respiratory (30.0-34.99) | 509 | 1.7 | 3,352 | 1.0 |
| Cardiovascular (35.0-39.99) | 4,449 | 15.3 | 16,471 | 5.2 |
| Lymphatic/Hemetic (40.0-41.99) | 695 | 2.4 | 2,955 | 0.9 |
| Digestive System (42.0-54.99) | 9,933 | 34.1 | 105,537 | 33.0 |
| Urinary (55.0-59.99) | 1,121 | 3.8 | 8,250 | 2.6 |
| Male Genital (60.0-64.99) | 199 | 0.7 | 3,729 | 1.2 |
| Female Genital (65.0-71.99) | 1,686 | 5.8 | 14,736 | 4.6 |
| Endocrine/Nervous (01.0-07.99) | 661 | 2.3 | 30,031 | 9.4 |
| Eye (08.0-16.99) | 2,415 | 8.3 | 19,655 | 6.2 |
| Ear (18.0-20.99) | 271 | 0.9 | 15,107 | 4.7 |
| Nose, Mouth, Pharynx (21.0-29.99) | 1,739 | 6.0 | 30,012 | 9.4 |
| Reporting Category(CPT-4 CODES) | 26,817 | 100.0 | 307,031 | 100.0 |
| Mastectomy (19120-19220) | 458 | 1.7 | 3,138 | 1.0 |
| Musculoskeletal (20000-29909) | 3,690 | 13.8 | 61,634 | 20.1 |
| Respiratory (30000-32999 & 39501-39599) | 1,180 | 4.4 | 13,104 | 4.3 |
| Cardiovascular (33010-37799 & 93501-93660) | 6,662 | 24.8 | 37,099 | 12.1 |
| Lymphatic/Hemetic (38100-38999) | 595 | 2.2 | 2,706 | 0.9 |
| Digestive (40490-49999) | 9,182 | 34.2 | 114,818 | 37.4 |
| Urinary (50010-53899) | 830 | 3.1 | 8,591 | 2.8 |
| Male Genital (54000-55899) | 139 | 0.5 | 3,154 | 1.0 |
| Female Genital (56405-58999) | 1,131 | 4.2 | 11,166 | 3.6 |
| Endocrine/Nervous (60000-64999) | 1,326 | 4.9 | 31,549 | 10.3 |
| Eye (65091-68899) | 1,462 | 5.5 | 11,740 | 3.8 |
| Ear (69000-69979) | 162 | 0.6 | 8,332 | 2.7 |

SOURCE: Utah Ambulatory Surgery Database

Utah Health Data Committee/Office of Health Care Statistics.

Reportable* excludes codes in the former "Other" category and CPT blood draw codes in previous reports.

AMB ST 1-2
UTAH HOSPITAL AND FREESTANDING AMBULATORY SURGERY CENTER (FASC) UTILIZATION AND CHARGE PROFILE OF OUTPATIENT SURGERY, 2005
MOST COMMONLY PERFORMED CPT-4 AND ICD-9 REPORTABLE* PROCEDURES

121 LDS Hospital

| ICD-9 CODE | ICD-9 DESCRIPTION | # | % | % ALL Hospitals |
|----------------------|------------------------------------|-------|-----|-----------------|
| All ICD-9 Procedures | | | | |
| 4523 | COLONOSCOPY | 2,010 | 6.9 | 7.33 |
| 4516 | EGD W/CLOS BX | 1,569 | 5.4 | 5.33 |
| 4542 | ENDO POLYPECTOMY LARGE INTESTINE | 1,193 | 4.1 | 3.85 |
| 8051 | EXCISION OF INTERVERTEBRAL DISC | 675 | 2.3 | 0.50 |
| 4525 | CLOS [ENDO] BX LARGE INTESTINE | 607 | 2.1 | 2.58 |
| 5123 | LAPAROSCOPIC CHOLECYSTECTOMY | 582 | 2.0 | 1.93 |
| 1474 | OTHER MECHANICAL VITRECTOMY | 534 | 1.8 | 0.39 |
| 3722 | LEFT HEART CARDIAC CATHETERIZATION | 529 | 1.8 | 1.11 |
| 5421 | LAPAROSCOPY | 524 | 1.8 | 0.48 |
| 4513 | OTHER ENDOSCOPY OF SMALL INTESTINE | 472 | 1.6 | 2.02 |
| 149 | OTH OP RETINA CHOROID&POST CHAMB | 430 | 1.5 | 0.30 |
| 8521 | LOCAL EXCISION OF LESION OF BREAST | 426 | 1.5 | 0.91 |
| 8026 | ARTHROSCOPY OF KNEE | 418 | 1.4 | 0.52 |
| 1364 | DISCISSION OF SECONDARY MEMBRANE | 403 | 1.4 | 0.24 |
| 3552 | REPR ATRIAL SEPTL DEFEC-PROSTH-CLO | 399 | 1.4 | 0.18 |
| 5732 | OTHER CYSTOSCOPY | 386 | 1.3 | 0.46 |
| 2169 | OTHER TURBINECTOMY | 363 | 1.2 | 0.67 |
| 3726 | CARD EP STIM&RECORDING STUDIES | 361 | 1.2 | 0.36 |
| 3728 | INTRACARDIAC ECHOCARDIOGRAPHY | 356 | 1.2 | 0.12 |
| 1475 | INJECTION OF VITREOUS SUBSTITUTE | 348 | 1.2 | 0.22 |

| CPT-4 CODE | CPT-4 DESCRIPTION | # | % | % ALL Hospitals |
|----------------------|----------------------------------|-------|-----|-----------------|
| All CPT-4 Procedures | | | | |
| 45378 | COLONOSCOPY FLEX; DX-SEP PROC | 1,946 | 7.3 | 7.15 |
| 43239 | UGI ENDO; W/BX 1/MX | 1,441 | 5.4 | 5.40 |
| 45380 | COLONOSCOPY FLEX; W/BX 1/MX | 1,440 | 5.4 | 5.50 |
| 93545 | INJ PROC-CATH; SELECT CORONRY AN | 666 | 2.5 | 1.40 |
| 93543 | INJ PROC-CATH; LT VENT/ATRIAL AN | 585 | 2.2 | 1.32 |
| 93555 | IMAG SUPERVS I&R-CATH; VENT/ATRI | 559 | 2.1 | 1.16 |
| 93556 | IMAG SUPERVS I&R-CATH; PULM ANGI | 526 | 2.0 | 1.20 |
| 93510 | LT HRT CATH RETRO-BRACH/FEM; PER | 472 | 1.8 | 1.12 |
| 67038 | VITRECTOMY MECH; W/MEMBRANE STRI | 426 | 1.6 | 0.31 |
| 47563 | LAPARSCPY SURG; CHOLECT W/CHOLAN | 406 | 1.5 | 1.24 |
| 45385 | COLONOSCOPY FLEX; W/REMV LES-SNA | 326 | 1.2 | 1.80 |
| 66821 | DISCISSION 2ND CATARACT; LASER S | 324 | 1.2 | 0.27 |
| 93620 | COMP EP EVAL;RT ATRIAL VENT HIS | 312 | 1.2 | 0.28 |
| 93621 | COMP EP EVAL;LT ATRIAL COR SINUS | 286 | 1.1 | 0.19 |
| 93580 | PERQ TRNSCATH CLO INTERATRIAL CM | 276 | 1.0 | 0.14 |
| 22554 | ARTHRODESIS W/MINI DISKECT;BELOW | 269 | 1.0 | 0.15 |
| 63075 | DISKECT ANT; CERVICAL 1 INTERSPA | 266 | 1.0 | 0.15 |
| 49650 | LAPARSCPY SURG; REPR INIT ING HE | 258 | 1.0 | 0.19 |
| 19120 | EXC BRST CYST TUMR/LES OPN M/F 1 | 248 | 0.9 | 0.59 |
| 93526 | COMB RT HRT CATH&RETRO LT HRT CA | 242 | 0.9 | 0.41 |

SOURCE: Utah Ambulatory Surgery Database

Utah Health Data Committee/Office of Health Care Statistics

Reportable* excludes codes in the former "Other" category and CPT4 blood draw codes in previous reports.

AMB ST 1-3

UTAH HOSPITAL AND FREESTANDING AMBULATORY SURGERY CENTER (FASC) UTILIZATION AND CHARGE PROFILE OF OUTPATIENT SURGERY, 2005
 AVERAGE TOTAL CHARGES FOR MOST COMMONLY PERFORMED CPT-4 AND ICD-9 REPORTABLE* PROCEDURES, SINGLE ICD-9 OR CPT-4 ONLY

121 LDS Hospital

| ICD-9 CODE | ICD-9 DESCRIPTION | # | AVE TOT CHR | AVE TOT CHR(ALL Hospitals) |
|------------------|-------------------------------------|--------|-------------|-----------------------------|
| ICD-9 Procedures | | 10,369 | \$3,242 | \$2,879 |
| 4523 | COLONOSCOPY | 1,660 | \$672 | \$903 |
| 4542 | ENDO POLYPECTOMY LARGE INTESTINE | 787 | \$925 | \$1,238 |
| 4516 | EGD W/CLOS BX | 693 | \$956 | \$1,210 |
| 5123 | LAPAROSCOPIC CHOLECYSTECTOMY | 521 | \$4,600 | \$5,675 |
| 3722 | LEFT HEART CARDIAC CATHETERIZATION | 495 | \$4,607 | \$6,068 |
| 4525 | CLOS [ENDO] BX LARGE INTESTINE | 312 | \$941 | \$1,300 |
| 4513 | OTHER ENDOSCOPY OF SMALL INTESTINE | 259 | \$1,019 | \$1,077 |
| 8521 | LOCAL EXCISION OF LESION OF BREAST | 250 | \$2,016 | \$2,505 |
| 1364 | DISCISSION OF SECONDARY MEMBRANE | 243 | \$530 | \$670 |
| 3723 | COMBINED RIGHT&LEFT HEART CARD CATH | 233 | \$5,375 | \$6,505 |
| 8051 | EXCISION OF INTERVERTEBRAL DISC | 227 | \$6,139 | \$7,507 |
| 5011 | CLOSED BIOPSY OF LIVER | 184 | \$1,841 | \$2,156 |
| 4836 | [ENDOSCOPIC] POLYPECTOMY OF RECTUM | 148 | \$877 | \$1,195 |
| 3927 | ARTERIOVENOSTOMY FOR RENAL DIALYSIS | 125 | \$4,896 | \$4,614 |
| 0443 | RELEASE OF CARPAL TUNNEL | 121 | \$1,435 | \$1,948 |
| 6952 | ASPIRATION CURET FOLLOWING DELIV/AB | 120 | \$1,740 | \$2,176 |
| 4701 | LAPAROSCOPIC APPENDECTOMY | 117 | \$7,696 | \$7,458 |
| 3721 | RIGHT HEART CARDIAC CATHETERIZATION | 97 | \$13,316 | \$10,254 |
| 282 | TONSILLECTOMY WITHOUT ADENOIDECTOMY | 93 | \$1,793 | \$2,177 |
| 5732 | OTHER CYSTOSCOPY | 81 | \$3,121 | \$3,320 |

| CPT-4 CODE | CPT-4 DESCRIPTION | # | AVE TOT CHR | AVE TOT CHR(ALL Hospitals) |
|------------------|----------------------------------|--------|-------------|-----------------------------|
| CPT-4 Procedures | | 10,929 | \$3,147 | \$2,664 |
| 45378 | COLONOSCOPY FLEX; DX-SEP PROC | 1,628 | \$670 | \$907 |
| 45380 | COLONOSCOPY FLEX; W/BX 1/MX | 1,064 | \$911 | \$1,227 |
| 43239 | UGI ENDO; W/BX 1/MX | 615 | \$830 | \$1,205 |
| 47563 | LAPARSCPY SURG; CHOLECT W/CHOLAN | 363 | \$4,748 | \$5,930 |
| 66821 | DISCISSION 2ND CATARACT; LASER S | 322 | \$634 | \$712 |
| 93580 | PERQ TRNSCATH CLO INTERATRIAL CM | 273 | \$17,844 | \$22,151 |
| 49650 | LAPARSCPY SURG; REPR INIT ING HE | 211 | \$3,896 | \$5,057 |
| 63030 | LAMINOT W/ DECOMP; 1 INTERSPACE | 211 | \$6,068 | \$7,532 |
| 45385 | COLONOSCOPY FLEX; W/REMV LES-SNA | 190 | \$967 | \$1,353 |
| 47000 | BIOPSY LIVER NEEDLE; PERCUTANEOU | 171 | \$1,772 | \$2,075 |
| 19120 | EXC BRST CYST TUMR/LES OPN M/F 1 | 170 | \$1,771 | \$2,463 |
| 47562 | LAPAROSCOPY SURGICAL; CHOLECT | 158 | \$4,284 | \$5,216 |
| 43235 | UGI ENDO; DX W/WO CLCT SPECMN-SP | 145 | \$745 | \$1,012 |
| 67038 | VITRECTOMY MECH; W/MEMBRANE STRI | 137 | \$4,946 | \$5,715 |
| 64721 | NEUROPLASTY; MEDIAN CARPAL TUNNE | 123 | \$1,452 | \$1,939 |
| 44970 | LAPAROSCOPY SURGICAL APPENDECTOM | 117 | \$7,634 | \$7,429 |
| 20680 | REMOVAL OF IMPLANT; DEEP | 100 | \$2,291 | \$2,573 |
| 45383 | COLONOSCOPY FLEX; W/ABLAT LES | 99 | \$954 | \$1,095 |
| 42826 | TONSILLECTOMY PRIM/SEC; AGE 12/O | 91 | \$1,800 | \$2,223 |
| 19125 | EXC BRST LES ID RAD MARKR OPN;1 | 90 | \$2,707 | \$3,257 |

SOURCE: Utah Ambulatory Surgery Database

Reportable* excludes codes in the former "Other" category and CPT4 blood draw codes in previous reports.

AMB ST 1-4
UTAH HOSPITAL AND FREESTANDING AMBULATORY SURGERY CENTER (FASC) UTILIZATION AND CHARGE PROFILE OF OUTPATIENT SURGERY, 2005
PROCEDURE APG CATEGORY, PROCEDURE APG, BASED ON REPORTABLE* CPT-4 PROCEDURES

121 LDS Hospital

| Procedure APG category | | TOTAL # | TOTAL # (ALL Hospitals) |
|------------------------|---|---------|-------------------------|
| Procedure APG | | | |
| 01 | INTEGUMENTARY SYSTEM | 1,047 | 9,625 |
| | 002 SUPERFICIAL NEEDLE BIOPSY AND ASPIRATION | 330 | 2,764 |
| | 003 COMPLEX INCISION AND DRAINAGE | 5 | 93 |
| | 004 SIMPLE INCISION AND DRAINAGE | 1 | 36 |
| | 006 SIMPLE DEBRIDEMENT AND DESTRUCTION | 15 | 163 |
| | 007 COMPLEX EXCISION, BIOPSY AND DEBRIDEMENT | 137 | 1,172 |
| | 008 SIMPLE EXCISION AND BIOPSY | 69 | 975 |
| | 009 COMPLEX SKIN REPAIRS INCL INTEGUMENT GRAFTS, TRANSFER & REARRANGE | 28 | 1,274 |
| | 010 SIMPLE SKIN REPAIR | 5 | 15 |
| | 011 SIMPLE INCISION AND EXCISION OF BREAST | 379 | 2,672 |
| | 012 BREAST RECONSTRUCTION AND MASTECTOMY | 78 | 461 |
| 02 | MUSCULOSKELETAL SYSTEM | 2,637 | 55,271 |
| | 021 COMPLEX MUSCULOSKELETAL PROCEDURES EXCLUDING HAND AND FOOT | 480 | 6,574 |
| | 022 SIMPLE MUSCULOSKELETAL PROCEDURES EXCLUDING HAND AND FOOT | 132 | 2,116 |
| | 023 COMPLEX HAND AND FOOT MUSCULOSKELETAL PROCEDURES | 84 | 1,982 |
| | 024 SIMPLE HAND AND FOOT MUSCULOSKELETAL PROCEDURES | 485 | 11,501 |
| | 025 ARTHROSCOPY | 1,048 | 23,586 |
| | 026 REPLACEMENT OF CAST | 1 | 80 |
| | 028 CLOSED TREATMENT FX & DISLOCATION OF FINGER, TOE & TRUNK | 4 | 56 |
| | 029 CLOSED TREATMENT FX & DISLOCATION EXC FINGER, TOE & TRUNK | 26 | 610 |
| | 030 OPEN OR PERCUTANEOUS TREATMENT OF FRACTURES | 291 | 4,047 |
| | 031 BONE OR JOINT MANIPULATION UNDER ANESTHESIA | 20 | 429 |
| | 032 BUNION PROCEDURES | 23 | 1,497 |
| | 033 ARTHROPLASTY | 21 | 534 |
| | 035 ARTHROCENTESIS AND LIGAMENT OR TENDON INJECTION | 22 | 1,881 |
| 03 | RESPIRATORY SYSTEM | 643 | 7,516 |
| | 052 NEEDLE AND CATHETER BIOPSY, ASPIRATION, LAVAGE AND INTUBATION | 15 | 721 |
| | 053 COMPLEX ENDOSCOPY OF THE UPPER AIRWAY | 354 | 4,668 |
| | 054 SIMPLE ENDOSCOPY OF THE UPPER AIRWAY | 13 | 343 |
| | 055 ENDOSCOPY OF THE LOWER AIRWAY | 261 | 1,784 |
| 04 | CARDIOVASCULAR SYSTEM | 6,000 | 31,224 |
| | 074 CARDIAC ELECTROPHYSIOLOGIC TESTS | 1,278 | 3,470 |
| | 075 PLACEMENT OF TRANSVENOUS CATHETERS | 7 | 67 |
| | 076 DIAGNOSTIC CARDIAC CATHETERIZATION | 3,393 | 22,437 |
| | 077 ANGIOPLASTY AND TRANSCATHETER PROCEDURES | 678 | 2,087 |
| | 078 PACEMAKER INSERTION AND REPLACEMENT | 101 | 606 |
| | 079 REMOVAL AND REVISION OF PACEMAKER AND VASCULAR DEVICE | 121 | 844 |
| | 080 MINOR VASCULAR REPAIR AND FISTULA CONSTRUCTION | 254 | 743 |
| | 081 SECONDARY VARICOSE VEINS AND VASCULAR INJECTION | 32 | 415 |
| | 082 VASCULAR LIGATION | 136 | 540 |
| 05 | HEMATOLOGIC, LYMPHATIC, AND ENDOCRINE | 461 | 2,858 |
| | 092 CHEMOTHERAPY EXCEPT BY EXTENDED INFUSION | 2 | 11 |
| | 094 BLOOD AND BLOOD PRODUCT EXCHANGE | 4 | 119 |
| | 095 DEEP LYMPH STRUCTURE AND THYROID PROCEDURES | 455 | 1,920 |
| 06 | DIGESTIVE SYSTEM | 9,020 | 103,000 |
| | 111 ALIMENTARY TESTS AND SIMPLE TUBE PLACEMENT | 4 | 155 |

AMB ST 1-4
UTAH HOSPITAL AND FREESTANDING AMBULATORY SURGERY CENTER (FASC) UTILIZATION AND CHARGE PROFILE OF OUTPATIENT SURGERY, 2005
PROCEDURE APG CATEGORY, PROCEDURE APG, BASED ON REPORTABLE* CPT-4 PROCEDURES

121 LDS Hospital

| procedure APG category | | TOTAL # | TOTAL # (ALL Hospitals) |
|------------------------|---|---------|-------------------------|
| procedure APG | | | |
| | 112 ESOPHAGEAL DILATION WITHOUT ENDOSCOPY | 32 | 1,254 |
| | 113 ANOSCOPY WITH BIOPSY AND DIAGNOSTIC PROCTOSIGMOIDOSCOPY | 58 | 683 |
| | 114 PROCTOSIGMOIDOSCOPY WITH EXCISION OR BIOPSY | 50 | 445 |
| | 115 DIAGNOSTIC UPPER GI ENDOSCOPY OR INTUBATION | 1,718 | 20,979 |
| | 116 THERAPEUTIC UPPER GI ENDOSCOPY OR INTUBATION | 683 | 5,802 |
| | 117 LOWER GASTROINTESTINAL ENDOSCOPY | 4,019 | 47,252 |
| | 118 ERCP AND MISCELLANEOUS GI ENDOSCOPY PROCEDURES | 240 | 1,917 |
| | 119 HERNIA AND HYDROCELE PROCEDURES | 330 | 7,107 |
| | 120 COMPLEX ANAL AND RECTAL PROCEDURES | 99 | 966 |
| | 121 SIMPLE ANAL AND RECTAL PROCEDURES | 51 | 565 |
| | 122 MISCELLANEOUS ABDOMINAL PROCEDURES | 51 | 490 |
| | 123 COMPLEX LAPAROSCOPIC PROCEDURES | 1,644 | 14,888 |
| | 124 SIMPLE LAPAROSCOPIC PROCEDURES | 41 | 244 |
| 07 | URINARY SYSTEM | 706 | 7,371 |
| | 131 RENAL EXTRACORPOREAL SHOCK WAVE LITHOTRIPSY | 35 | 766 |
| | 132 SIMPLE URINARY STUDIES AND PROCEDURES | 1 | 1 |
| | 133 URINARY CATHETERIZATION AND DILATATION | 36 | 399 |
| | 134 COMPLEX CYSTOURETHROSCOPY AND LITHOLAPAXY | 346 | 3,433 |
| | 135 MODERATE CYSTOURETHROSCOPY | 237 | 1,850 |
| | 136 SIMPLE CYSTOURETHROSCOPY | 41 | 617 |
| | 137 COMPLEX URETHRAL PROCEDURES | 5 | 156 |
| | 138 SIMPLE URETHRAL PROCEDURES | 5 | 149 |
| 08 | MALE GENITAL SYSTEM | 104 | 2,798 |
| | 151 TESTICULAR AND EPIDIDYMAL PROCEDURES | 60 | 1,409 |
| | 152 INSERTION OF PENILE PROSTHESIS | 14 | 85 |
| | 153 COMPLEX PENILE PROCEDURES | 14 | 415 |
| | 154 SIMPLE PENILE PROCEDURES | 9 | 711 |
| | 155 PROSTATE NEEDLE AND PUNCH BIOPSY | 7 | 178 |
| 09 | FEMALE GENITAL SYSTEM | 755 | 6,527 |
| | 176 COMPLEX FEMALE REPRODUCTIVE PROCEDURES | 136 | 1,506 |
| | 177 SIMPLE FEMALE REPRODUCTIVE PROCEDURES | 146 | 1,484 |
| | 178 DILATION AND CURETTAGE | 38 | 663 |
| | 179 HYSTEROSCOPY | 415 | 2,678 |
| | 180 COLPOSCOPY | 20 | 196 |
| 10 | NERVOUS SYSTEM | 358 | 27,778 |
| | 195 NERVOUS SYSTEM INJECTIONS, STIMULATIONS OR CRANIAL TAP | 33 | 21,371 |
| | 196 REVISION AND REMOVAL OF NEUROLOGICAL DEVICE | 15 | 229 |
| | 197 NEUROSTIMULATOR AND VENTRICULAR SHUNT IMPLANTATION | 54 | 776 |
| | 198 NERVE REPAIR AND DESTRUCTION | 256 | 4,700 |
| 11 | EYE AND OCULAR ADNEXA | 1,352 | 11,487 |
| | 213 LASER EYE PROCEDURES | 328 | 877 |
| | 214 CATARACT PROCEDURES | 23 | 4,675 |
| | 216 MODERATE ANTERIOR SEGMENT EYE PROCEDURES | 6 | 322 |
| | 217 SIMPLE ANTERIOR SEGMENT EYE PROCEDURES | 18 | 201 |
| | 218 COMPLEX POSTERIOR SEGMENT EYE PROCEDURES | 195 | 427 |
| | 219 SIMPLE POSTERIOR SEGMENT EYE PROCEDURES | 34 | 434 |

AMB ST 1-4
UTAH HOSPITAL AND FREESTANDING AMBULATORY SURGERY CENTER (FASC) UTILIZATION AND CHARGE PROFILE OF OUTPATIENT SURGERY, 2005
PROCEDURE APG CATEGORY, PROCEDURE APG, BASED ON REPORTABLE* CPT-4 PROCEDURES

121 LDS Hospital

| procedure APG category | | TOTAL # | TOTAL # (ALL Hospitals) |
|------------------------|---|---------|-------------------------|
| procedure APG | | | |
| | 221 COMPLEX REPAIR AND PLASTIC PROCEDURES OF EYE | 27 | 787 |
| | 222 SIMPLE REPAIR AND PLASTIC PROCEDURES OF EYE | 9 | 630 |
| | 223 VITRECTOMY | 712 | 1,675 |
| 12 | FACIAL, EAR, NOSE, MOUTH AND THROAT | 1,094 | 28,941 |
| | 231 COCHLEAR DEVICE IMPLANTATION | 4 | 41 |
| | 233 NASAL CAUTERIZATION AND PACKING | 14 | 204 |
| | 234 COMPLEX FACIAL AND ENT PROCEDURES | 541 | 5,313 |
| | 235 SIMPLE FACIAL AND ENT PROCEDURES | 350 | 14,825 |
| | 236 TONSIL AND ADENOID PROCEDURES | 185 | 8,558 |
| 13 | THERAPEUTIC AND OTHER RADIOLOGICAL PROCEDURES | 339 | 3,489 |
| | 253 VASCULAR RADIOLOGY EXCEPT FOR VENOGRAPHY OF EXTREMITY | 305 | 1,503 |
| | 255 MISCELLANEOUS RADIOLOGICAL PROCEDURES WITH CONTRAST | 34 | 1,673 |

SOURCE: Utah Ambulatory Surgery Database

Utah Health Data Committee/Office of Health Care Statistics

Reportable* excludes codes in the former "Other" category and CPT blood draw codes in previous reports.

AMB ST 1-5
UTAH HOSPITAL AND FREESTANDING AMBULATORY SURGERY CENTER (FASC) UTILIZATION AND CHARGE PROFILE OF OUTPATIENT SURGERY, 2005
PROCEDURE APG CATEGORY, PROCEDURE APG, SINGLE APG ONLY
BASED ON REPORTABLE* CPT-4 PROCEDURES

121 LDS Hospital

| Procedure APG category | Procedure APG | TOTAL # | AVE TOT CHR | AVE TOT CHR(ALL Hospitals) |
|------------------------|---|---------|-------------|-----------------------------|
| 01 | INTEGUMENTARY SYSTEM | 717 | \$2,324 | \$2,720 |
| | 002 SUPERFICIAL NEEDLE BIOPSY AND ASPIRATION | 293 | \$2,121 | \$2,110 |
| | 003 COMPLEX INCISION AND DRAINAGE | 4 | \$4,353 | \$3,617 |
| | 006 SIMPLE DEBRIDEMENT AND DESTRUCTION | 7 | \$1,749 | \$2,265 |
| | 007 COMPLEX EXCISION, BIOPSY AND DEBRIDEMENT | 64 | \$3,072 | \$2,947 |
| | 008 SIMPLE EXCISION AND BIOPSY | 37 | \$2,212 | \$2,811 |
| | 009 COMPLEX SKIN REPAIRS INCL INTEGUMENT GRAFTS, TRANSFER & REARRAN | 14 | \$3,654 | \$3,441 |
| | 010 SIMPLE SKIN REPAIR | 4 | \$3,218 | \$10,776 |
| | 011 SIMPLE INCISION AND EXCISION OF BREAST | 260 | \$2,095 | \$2,717 |
| | 012 BREAST RECONSTRUCTION AND MASTECTOMY | 34 | \$3,768 | \$4,527 |
| 02 | MUSCULOSKELETAL SYSTEM | 1,135 | \$4,268 | \$3,739 |
| | 021 COMPLEX MUSCULOSKELETAL PROCEDURES EXCLUDING HAND AND FOOT | 308 | \$5,761 | \$5,677 |
| | 022 SIMPLE MUSCULOSKELETAL PROCEDURES EXCLUDING HAND AND FOOT | 49 | \$3,819 | \$3,550 |
| | 023 COMPLEX HAND AND FOOT MUSCULOSKELETAL PROCEDURES | 26 | \$3,415 | \$4,293 |
| | 024 SIMPLE HAND AND FOOT MUSCULOSKELETAL PROCEDURES | 221 | \$2,209 | \$2,497 |
| | 025 ARTHROSCOPY | 286 | \$3,347 | \$4,162 |
| | 028 CLOSED TREATMENT FX & DISLOCATION OF FINGER, TOE & TRUNK | 3 | \$3,123 | \$2,328 |
| | 029 CLOSED TREATMENT FX & DISLOCATION EXC FINGER, TOE & TRUNK | 18 | \$2,895 | \$2,873 |
| | 030 OPEN OR PERCUTANEOUS TREATMENT OF FRACTURES | 206 | \$6,027 | \$4,697 |
| | 031 BONE OR JOINT MANIPULATION UNDER ANESTHESIA | 2 | \$1,228 | \$2,274 |
| | 032 BUNION PROCEDURES | 13 | \$2,218 | \$3,289 |
| | 033 ARTHROPLASTY | 2 | \$5,754 | \$5,262 |
| | 035 ARTHROCENTESIS AND LIGAMENT OR TENDON INJECTION | 1 | \$2,564 | \$792 |
| 03 | RESPIRATORY SYSTEM | 176 | \$1,911 | \$1,861 |
| | 052 NEEDLE AND CATHETER BIOPSY, ASPIRATION, LAVAGE AND INTUBATION | 10 | \$2,269 | \$1,117 |
| | 053 COMPLEX ENDOSCOPY OF THE UPPER AIRWAY | 34 | \$3,037 | \$3,101 |
| | 054 SIMPLE ENDOSCOPY OF THE UPPER AIRWAY | 3 | \$2,526 | \$1,025 |
| | 055 ENDOSCOPY OF THE LOWER AIRWAY | 129 | \$1,572 | \$2,026 |
| 04 | CARDIOVASCULAR SYSTEM | 688 | \$11,324 | \$11,714 |
| | 074 CARDIAC ELECTROPHYSIOLOGIC TESTS | 16 | \$21,838 | \$22,994 |
| | 076 DIAGNOSTIC CARDIAC CATHETERIZATION | 124 | \$5,608 | \$7,275 |
| | 077 ANGIOPLASTY AND TRANSCATHETER PROCEDURES | 308 | \$17,141 | \$18,442 |
| | 078 PACEMAKER INSERTION AND REPLACEMENT | 25 | \$16,576 | \$20,119 |
| | 079 REMOVAL AND REVISION OF PACEMAKER AND VASCULAR DEVICE | 11 | \$9,873 | \$7,717 |
| | 080 MINOR VASCULAR REPAIR AND FISTULA CONSTRUCTION | 174 | \$4,757 | \$4,543 |
| | 081 SECONDARY VARICOSE VEINS AND VASCULAR INJECTION | 9 | \$3,628 | \$12,911 |
| | 082 VASCULAR LIGATION | 21 | \$3,970 | \$4,974 |
| 05 | HEMATOLOGIC, LYMPHATIC, AND ENDOCRINE | 172 | \$4,123 | \$4,419 |
| | 094 BLOOD AND BLOOD PRODUCT EXCHANGE | 4 | \$5,636 | \$19,757 |
| | 095 DEEP LYMPH STRUCTURE AND THYROID PROCEDURES | 168 | \$4,087 | \$4,406 |
| 06 | DIGESTIVE SYSTEM | 5,873 | \$1,801 | \$1,962 |
| | 112 ESOPHAGEAL DILATION WITHOUT ENDOSCOPY | 4 | \$1,945 | \$1,144 |
| | 113 ANOSCOPY WITH BIOPSY AND DIAGNOSTIC PROCTOSIGMOIDOSCOPY | 35 | \$1,162 | \$984 |
| | 114 PROCTOSIGMOIDOSCOPY WITH EXCISION OR BIOPSY | 35 | \$967 | \$1,169 |
| | 115 DIAGNOSTIC UPPER GI ENDOSCOPY OR INTUBATION | 806 | \$868 | \$1,165 |

AMB ST 1-5
UTAH HOSPITAL AND FREESTANDING AMBULATORY SURGERY CENTER (FASC) UTILIZATION AND CHARGE PROFILE OF OUTPATIENT SURGERY, 2005
PROCEDURE APG CATEGORY, PROCEDURE APG, SINGLE APG ONLY
BASED ON REPORTABLE* CPT-4 PROCEDURES

121 LDS Hospital

| procedure APG category | | TOTAL # | AVE TOT CHR | AVE TOT CHRG(ALL Hospitals) |
|------------------------|--|---------|-------------|------------------------------|
| Procedure APG | | | | |
| 116 | THERAPEUTIC UPPER GI ENDOSCOPY OR INTUBATION | 326 | \$1,489 | \$1,658 |
| 117 | LOWER GASTROINTESTINAL ENDOSCOPY | 3,087 | \$794 | \$1,067 |
| 118 | ERCP AND MISCELLANEOUS GI ENDOSCOPY PROCEDURES | 47 | \$2,506 | \$3,503 |
| 119 | HERNIA AND HYDROCELE PROCEDURES | 206 | \$2,507 | \$3,280 |
| 120 | COMPLEX ANAL AND RECTAL PROCEDURES | 69 | \$2,472 | \$2,685 |
| 121 | SIMPLE ANAL AND RECTAL PROCEDURES | 14 | \$1,955 | \$1,870 |
| 122 | MISCELLANEOUS ABDOMINAL PROCEDURES | 29 | \$2,884 | \$2,977 |
| 123 | COMPLEX LAPAROSCOPIC PROCEDURES | 1,202 | \$4,872 | \$5,679 |
| 124 | SIMPLE LAPAROSCOPIC PROCEDURES | 13 | \$6,503 | \$9,924 |
| 07 | URINARY SYSTEM | 275 | \$3,110 | \$4,153 |
| 131 | RENAL EXTRACORPOREAL SHOCK WAVE LITHOTRIPSY | 4 | \$6,209 | \$7,665 |
| 132 | SIMPLE URINARY STUDIES AND PROCEDURES | 1 | \$1,598 | \$1,598 |
| 133 | URINARY CATHETERIZATION AND DILATATION | 16 | \$4,442 | \$3,375 |
| 134 | COMPLEX CYSTOURETHROSCOPY AND LITHOLAPAXY | 134 | \$3,342 | \$4,141 |
| 135 | MODERATE CYSTOURETHROSCOPY | 98 | \$2,517 | \$3,140 |
| 136 | SIMPLE CYSTOURETHROSCOPY | 16 | \$2,360 | \$2,217 |
| 137 | COMPLEX URETHRAL PROCEDURES | 3 | \$2,918 | \$4,424 |
| 138 | SIMPLE URETHRAL PROCEDURES | 3 | \$5,600 | \$1,708 |
| 08 | MALE GENITAL SYSTEM | 66 | \$4,521 | \$3,036 |
| 151 | TESTICULAR AND EPIDIDYMAL PROCEDURES | 35 | \$2,427 | \$2,586 |
| 152 | INSERTION OF PENILE PROSTHESIS | 8 | \$19,220 | \$16,730 |
| 153 | COMPLEX PENILE PROCEDURES | 13 | \$3,100 | \$3,166 |
| 154 | SIMPLE PENILE PROCEDURES | 7 | \$2,121 | \$1,905 |
| 155 | PROSTATE NEEDLE AND PUNCH BIOPSY | 3 | \$1,504 | \$3,040 |
| 09 | FEMALE GENITAL SYSTEM | 317 | \$2,910 | \$3,633 |
| 176 | COMPLEX FEMALE REPRODUCTIVE PROCEDURES | 63 | \$4,116 | \$4,657 |
| 177 | SIMPLE FEMALE REPRODUCTIVE PROCEDURES | 59 | \$2,436 | \$2,716 |
| 178 | DILATION AND CURETTAGE | 30 | \$1,574 | \$2,156 |
| 179 | HYSTEROSCOPY | 157 | \$2,901 | \$4,046 |
| 180 | COLPOSCOPY | 8 | \$2,111 | \$1,802 |
| 10 | NERVOUS SYSTEM | 188 | \$2,118 | \$1,539 |
| 195 | NERVOUS SYSTEM INJECTIONS, STIMULATIONS OR CRANIAL TAP | 21 | \$1,043 | \$994 |
| 196 | REVISION AND REMOVAL OF NEUROLOGICAL DEVICE | 7 | \$5,198 | \$5,892 |
| 197 | NEUROSTIMULATOR AND VENTRICULAR SHUNT IMPLANTATION | 7 | \$10,397 | \$20,573 |
| 198 | NERVE REPAIR AND DESTRUCTION | 153 | \$1,745 | \$2,246 |
| 11 | EYE AND OCULAR ADNEXA | 653 | \$2,748 | \$2,803 |
| 213 | LASER EYE PROCEDURES | 322 | \$634 | \$725 |
| 214 | CATARACT PROCEDURES | 2 | \$4,185 | \$2,930 |
| 217 | SIMPLE ANTERIOR SEGMENT EYE PROCEDURES | 1 | \$4,961 | \$2,213 |
| 218 | COMPLEX POSTERIOR SEGMENT EYE PROCEDURES | 91 | \$4,940 | \$5,110 |
| 219 | SIMPLE POSTERIOR SEGMENT EYE PROCEDURES | 5 | \$2,988 | \$2,811 |
| 221 | COMPLEX REPAIR AND PLASTIC PROCEDURES OF EYE | 16 | \$3,573 | \$3,502 |
| 222 | SIMPLE REPAIR AND PLASTIC PROCEDURES OF EYE | 1 | \$2,097 | \$2,026 |
| 223 | VITRECTOMY | 215 | \$4,899 | \$5,631 |
| 12 | FACIAL, EAR, NOSE, MOUTH AND THROAT | 417 | \$3,792 | \$2,232 |

AMB ST 1-5
UTAH HOSPITAL AND FREESTANDING AMBULATORY SURGERY CENTER (FASC) UTILIZATION AND CHARGE PROFILE OF OUTPATIENT SURGERY, 2005
PROCEDURE APG CATEGORY, PROCEDURE APG, SINGLE APG ONLY
BASED ON REPORTABLE* CPT-4 PROCEDURES

121 LDS Hospital

| procedure APG category | Procedure APG | TOTAL # | AVE TOT CHR | AVE TOT CHR(ALL Hospitals) |
|------------------------|---|---------|-------------|-----------------------------|
| | 231 COCHLEAR DEVICE IMPLANTATION | 4 | \$45,844 | \$50,945 |
| | 233 NASAL CAUTERIZATION AND PACKING | 4 | \$2,592 | \$2,648 |
| | 234 COMPLEX FACIAL AND ENT PROCEDURES | 214 | \$4,653 | \$4,546 |
| | 235 SIMPLE FACIAL AND ENT PROCEDURES | 74 | \$2,367 | \$1,623 |
| | 236 TONSIL AND ADENOID PROCEDURES | 121 | \$1,790 | \$2,001 |
| 13 | THERAPEUTIC AND OTHER RADIOLOGICAL PROCEDURES | 31 | \$34,907 | \$3,887 |
| | 253 VASCULAR RADIOLOGY EXCEPT FOR VENOGRAPHY OF EXTREMITY | 30 | \$36,043 | \$12,212 |
| | 255 MISCELLANEOUS RADIOLOGICAL PROCEDURES WITH CONTRAST | 1 | \$819 | \$2,848 |

SOURCE: Utah Ambulatory Surgery Database

Utah Health Data Committee/Office of Health Care Statistics

Reportable* excludes codes in the former "Other" category and CPT blood draw codes in previous reports.

AMB ST 1-6
UTAH HOSPITAL AND FREESTANDING AMBULATORY SURGERY CENTER (FASC) UTILIZATION AND CHARGE PROFILE OF OUTPATIENT SURGERY, 2005
NUMBER OF SELECTED AMBULATORY SURGERY PATIENT VISITS BY PATIENT PROFILE

121 LDS Hospital

| Patient Profile | Patient Visits | | Patient Visits-All Hospitals | |
|----------------------------|----------------|------|------------------------------|------|
| | (#) | (%) | (#) | (%) |
| GENDER | | | | |
| Female | 9,556 | 54.5 | 121,269 | 54.3 |
| Male | 7,969 | 45.5 | 101,991 | 45.7 |
| Unknown | 0 | 0.0 | 13 | 0.0 |
| Not Reported | 0 | 0.0 | 5 | 0.0 |
| AGE | | | | |
| 1-28 days | 0 | 0.0 | 469 | 0.2 |
| 29-365 days | 3 | 0.0 | 3,008 | 1.3 |
| 1-4 years | 11 | 0.1 | 10,999 | 4.9 |
| 5-9 | 36 | 0.2 | 6,321 | 2.8 |
| 10-14 | 111 | 0.6 | 4,532 | 2.0 |
| 15-17 | 248 | 1.4 | 4,858 | 2.2 |
| 18-19 | 219 | 1.2 | 3,511 | 1.6 |
| 20-24 | 798 | 4.6 | 10,616 | 4.8 |
| 25-29 | 943 | 5.4 | 12,207 | 5.5 |
| 30-34 | 953 | 5.4 | 11,660 | 5.2 |
| 35-39 | 994 | 5.7 | 11,852 | 5.3 |
| 40-44 | 1,196 | 6.8 | 14,382 | 6.4 |
| 45-49 | 1,583 | 9.0 | 17,465 | 7.8 |
| 50-54 | 2,273 | 13.0 | 24,332 | 10.9 |
| 55-59 | 1,910 | 10.9 | 20,472 | 9.2 |
| 60-64 | 1,648 | 9.4 | 17,241 | 7.7 |
| 65-69 | 1,415 | 8.1 | 15,102 | 6.8 |
| 70-74 | 1,210 | 6.9 | 12,741 | 5.7 |
| 75-79 | 1,018 | 5.8 | 10,692 | 4.8 |
| 80-84 | 633 | 3.6 | 6,850 | 3.1 |
| 85-89 | 253 | 1.4 | 3,124 | 1.4 |
| 90 + | 70 | 0.4 | 842 | 0.4 |
| Not Reported | 0 | 0.0 | 471 | 0.2 |
| SOURCE OF ADMISSION | | | | |
| Physician Referral | 17,250 | 98.4 | 197,732 | 88.6 |
| Clinic Referral | 1 | 0.0 | 511 | 0.2 |
| HMO Referral | 5 | 0.0 | 3,452 | 1.5 |
| Other Hospital | 7 | 0.0 | 121 | 0.1 |
| Skilled Nursing Facility | 0 | 0.0 | 19 | 0.0 |
| Other Health Care Facility | 24 | 0.1 | 36 | 0.0 |
| Emergency Room | 238 | 1.4 | 4,092 | 1.8 |
| Court/Law Enforcement | 0 | 0.0 | 0 | 0.0 |
| Unknown | 0 | 0.0 | 7 | 0.0 |
| Not Reported | 0 | 0.0 | 17,308 | 7.8 |

(Continued)

AMB ST 1-6
UTAH HOSPITAL AND FREESTANDING AMBULATORY SURGERY CENTER (FASC) UTILIZATION AND CHARGE PROFILE OF OUTPATIENT SURGERY, 2005
NUMBER OF SELECTED AMBULATORY SURGERY PATIENT VISITS BY PATIENT PROFILE

121 LDS Hospital

| Patient Profile | Patient Visits | | Patient Visits-All Hospitals | |
|---|----------------|------|------------------------------|------|
| | (#) | (%) | (#) | (%) |
| DISCHARGE STATUS | | | | |
| Home or Self Care | 17,489 | 99.8 | 222,736 | 99.8 |
| Another Hospital | 2 | 0.0 | 119 | 0.1 |
| Skilled Nursing Facility | 5 | 0.0 | 104 | 0.0 |
| Intermediate Care Facility | 0 | 0.0 | 9 | 0.0 |
| Another Type of Institution | 1 | 0.0 | 26 | 0.0 |
| Under Care of Home Service | 16 | 0.1 | 191 | 0.1 |
| Left Against Medical Advice | 10 | 0.1 | 24 | 0.0 |
| Under Care of Home IV Provider | 1 | 0.0 | 11 | 0.0 |
| Expired | 1 | 0.0 | 12 | 0.0 |
| Unknown | 0 | 0.0 | 46 | 0.0 |
| Not Reported | 0 | 0.0 | 0 | 0.0 |
| PRIMARY PAYER | | | | |
| Medicare | 4,522 | 25.8 | 49,290 | 22.1 |
| Medicaid | 583 | 3.3 | 14,728 | 6.6 |
| Other government | 534 | 3.0 | 5,443 | 2.4 |
| Blue Cross/Blue Shield | 887 | 5.1 | 29,900 | 13.4 |
| Other Commercial | 856 | 4.9 | 14,398 | 6.4 |
| Managed Care(HMO, PPO) | 9,707 | 55.4 | 101,684 | 45.5 |
| Self Pay | 137 | 0.8 | 2,175 | 1.0 |
| Industrial & Worker Comp | 250 | 1.4 | 4,017 | 1.8 |
| Charity and Unclassified | 12 | 0.1 | 206 | 0.1 |
| Childrens Health Insurance | 25 | 0.1 | 197 | 0.1 |
| Unknown | 12 | 0.1 | 1,148 | 0.5 |
| Not Reported | 0 | 0.0 | 92 | 0.0 |
| LOCAL HEALTH DISTRICT OF PATIENT RESIDENCE | | | | |
| Bear River | 304 | 1.7 | 15,256 | 6.8 |
| Central Utah | 169 | 1.0 | 8,217 | 3.7 |
| Davis County | 2,880 | 16.4 | 22,608 | 10.1 |
| Salt Lake County | 10,513 | 60.0 | 78,843 | 35.3 |
| Southeastern Utah | 67 | 0.4 | 5,233 | 2.3 |
| Southwest Utah | 259 | 1.5 | 12,333 | 5.5 |
| Summit County | 471 | 2.7 | 3,135 | 1.4 |
| Tooele County | 573 | 3.3 | 4,296 | 1.9 |
| Tri-County | 106 | 0.6 | 5,769 | 2.6 |
| Utah County | 615 | 3.5 | 35,901 | 16.1 |
| Wasatch County | 122 | 0.7 | 1,724 | 0.8 |
| Weber County | 380 | 2.2 | 20,598 | 9.2 |
| Unknown Utah | 2 | 0.0 | 49 | 0.0 |
| Outside Utah | 1,058 | 6.0 | 9,153 | 4.1 |
| Unknown, Not Reported | 6 | 0.0 | 163 | 0.1 |

SOURCE: Utah Ambulatory Surgery Database,
Utah Health Data Committee/Office of Health Care Statistics.

AMB ST 1-1
UTAH HOSPITAL AND FREESTANDING AMBULATORY SURGERY CENTER (FASC) UTILIZATION AND CHARGE PROFILE OF OUTPATIENT SURGERY, 2005
NUMBER OF CPT-4 AND ICD-9 REPORTABLE* PROCEDURES BY SELECTED AMBULATORY SURGERY REPORTING CATEGORY

105 Logan Regional Hospital

| | Procedures Performed | | Procedures Performed-All Hospitals | |
|--|----------------------|-------|------------------------------------|-------|
| | (#) | (%) | (#) | (%) |
| Reporting Category(ICD-9-CM CODES) | 12,238 | 100.0 | 319,528 | 100.0 |
| Mastectomy (85.0-85.99) | 419 | 3.4 | 7,251 | 2.3 |
| Musculoskeletal (76.0-84.99) | 1,945 | 15.9 | 62,442 | 19.5 |
| Respiratory (30.0-34.99) | 82 | 0.7 | 3,352 | 1.0 |
| Cardiovascular (35.0-39.99) | 350 | 2.9 | 16,471 | 5.2 |
| Lymphatic/Hemetic (40.0-41.99) | 61 | 0.5 | 2,955 | 0.9 |
| Digestive System (42.0-54.99) | 4,550 | 37.2 | 105,537 | 33.0 |
| Urinary (55.0-59.99) | 370 | 3.0 | 8,250 | 2.6 |
| Male Genital (60.0-64.99) | 121 | 1.0 | 3,729 | 1.2 |
| Female Genital (65.0-71.99) | 584 | 4.8 | 14,736 | 4.6 |
| Endocrine/Nervous (01.0-07.99) | 828 | 6.8 | 30,031 | 9.4 |
| Eye (08.0-16.99) | 1,274 | 10.4 | 19,655 | 6.2 |
| Ear (18.0-20.99) | 538 | 4.4 | 15,107 | 4.7 |
| Nose, Mouth, Pharynx (21.0-29.99) | 1,116 | 9.1 | 30,012 | 9.4 |
| Reporting Category(CPT-4 CODES) | 11,106 | 100.0 | 307,031 | 100.0 |
| Mastectomy (19120-19220) | 135 | 1.2 | 3,138 | 1.0 |
| Musculoskeletal (20000-29909) | 1,908 | 17.2 | 61,634 | 20.1 |
| Respiratory (30000-32999 & 39501-39599) | 435 | 3.9 | 13,104 | 4.3 |
| Cardiovascular (33010-37799 & 93501-93660) | 1,129 | 10.2 | 37,099 | 12.1 |
| Lymphatic/Hemetic (38100-38999) | 43 | 0.4 | 2,706 | 0.9 |
| Digestive (40490-49999) | 4,868 | 43.8 | 114,818 | 37.4 |
| Urinary (50010-53899) | 332 | 3.0 | 8,591 | 2.8 |
| Male Genital (54000-55899) | 95 | 0.9 | 3,154 | 1.0 |
| Female Genital (56405-58999) | 404 | 3.6 | 11,166 | 3.6 |
| Endocrine/Nervous (60000-64999) | 723 | 6.5 | 31,549 | 10.3 |
| Eye (65091-68899) | 735 | 6.6 | 11,740 | 3.8 |
| Ear (69000-69979) | 299 | 2.7 | 8,332 | 2.7 |

SOURCE: Utah Ambulatory Surgery Database

Utah Health Data Committee/Office of Health Care Statistics.

Reportable* excludes codes in the former "Other" category and CPT blood draw codes in previous reports.

AMB ST 1-2
UTAH HOSPITAL AND FREESTANDING AMBULATORY SURGERY CENTER (FASC) UTILIZATION AND CHARGE PROFILE OF OUTPATIENT SURGERY, 2005
MOST COMMONLY PERFORMED CPT-4 AND ICD-9 REPORTABLE* PROCEDURES

105 Logan Regional Hospital

| ICD-9 CODE | ICD-9 DESCRIPTION | # | % | % ALL Hospitals |
|----------------------|-------------------------------------|--------|-------|-----------------|
| All ICD-9 Procedures | | 12,238 | 100.0 | 100.0 |
| 4542 | ENDO POLYPECTOMY LARGE INTESTINE | 1,026 | 8.4 | 3.85 |
| 4516 | EGD W/CLOS BX | 699 | 5.7 | 5.33 |
| 4523 | COLONOSCOPY | 533 | 4.4 | 7.33 |
| 1371 | INSRT IOL-CATARACT EXTRACT-1 STAGE | 502 | 4.1 | 1.42 |
| 1341 | PHACOEMULSIFICATION&ASPIR CATARACT | 496 | 4.1 | 1.43 |
| 4292 | DILATION OF ESOPHAGUS | 435 | 3.6 | 1.37 |
| 2001 | MYRINGOTOMY WITH INSERTION OF TUBE | 431 | 3.5 | 3.86 |
| 4525 | CLOS [ENDO] BX LARGE INTESTINE | 344 | 2.8 | 2.58 |
| 4836 | [ENDOSCOPIC] POLYPECTOMY OF RECTUM | 272 | 2.2 | 1.17 |
| 0392 | INJECTION OTH AGT INTO SPINAL CANAL | 263 | 2.1 | 3.15 |
| 0391 | INJECTION ANES-SPINAL CANAL ANALG | 205 | 1.7 | 2.49 |
| 4513 | OTHER ENDOSCOPY OF SMALL INTESTINE | 198 | 1.6 | 2.02 |
| 806 | EXCISION SEMILUNAR CARTILAGE KNEE | 198 | 1.6 | 1.77 |
| 5123 | LAPAROSCOPIC CHOLECYSTECTOMY | 181 | 1.5 | 1.93 |
| 3722 | LEFT HEART CARDIAC CATHETERIZATION | 171 | 1.4 | 1.11 |
| 283 | TONSILLECTOMY WITH ADENOIDECTOMY | 163 | 1.3 | 1.73 |
| 8511 | CLOSED BIOPSY OF BREAST | 153 | 1.3 | 0.24 |
| 0443 | RELEASE OF CARPAL TUNNEL | 133 | 1.1 | 1.13 |
| 8147 | OTHER REPAIR OF KNEE | 133 | 1.1 | 0.65 |
| 8521 | LOCAL EXCISION OF LESION OF BREAST | 125 | 1.0 | 0.91 |

| CPT-4 CODE | CPT-4 DESCRIPTION | # | % | % ALL Hospitals |
|----------------------|----------------------------------|--------|-------|-----------------|
| All CPT-4 Procedures | | 11,106 | 100.0 | 100.0 |
| 43239 | UGI ENDO; W/BX 1/MX | 686 | 6.2 | 5.40 |
| 45380 | COLONOSCOPY FLEX; W/BX 1/MX | 571 | 5.1 | 5.50 |
| 45378 | COLONOSCOPY FLEX; DX-SEP PROC | 515 | 4.6 | 7.15 |
| 45385 | COLONOSCOPY FLEX; W/REMV LES-SNA | 502 | 4.5 | 1.80 |
| 66984 | EXTRACAPSULAR CATARACT REMV IOL | 492 | 4.4 | 1.43 |
| 45384 | COLONOSCOPY FLEX; REMV LES-FORCE | 459 | 4.1 | 0.37 |
| 43450 | DILAT ESOPH-SOUND/BOUGIE-1/MX PA | 241 | 2.2 | 0.38 |
| 69436 | TYMPANOSTOMY GENERAL ANESTHESIA | 230 | 2.1 | 2.08 |
| 93545 | INJ PROC-CATH; SELECT CORONRY AN | 191 | 1.7 | 1.40 |
| 29881 | SCOPE KNEE SURG;W/MENISCECT MED/ | 190 | 1.7 | 1.52 |
| 64483 | INJ ANES EPIDURL; LUMB/SAC 1 LEV | 190 | 1.7 | 1.04 |
| 93556 | IMAG SUPERVS I&R-CATH; PULM ANGI | 189 | 1.7 | 1.20 |
| 43249 | UGI ENDO; W/BALLOON DILAT ESOPHA | 181 | 1.6 | 0.89 |
| 47562 | LAPAROSCOPY SURGICAL; CHOLECT | 174 | 1.6 | 0.72 |
| 93543 | INJ PROC-CATH; LT VENT/ATRIAL AN | 171 | 1.5 | 1.32 |
| 93555 | IMAG SUPERVS I&R-CATH; VENT/ATRI | 170 | 1.5 | 1.16 |
| 93510 | LT HRT CATH RETRO-BRACH/FEM; PER | 157 | 1.4 | 1.12 |
| 66821 | DISCISSION 2ND CATARACT; LASER S | 141 | 1.3 | 0.27 |
| 42820 | T&A; UNDER AGE 12 | 137 | 1.2 | 1.38 |
| 41899 | UNLIST PROC DENTOALVEOL STRUCTUR | 134 | 1.2 | 1.19 |

SOURCE: Utah Ambulatory Surgery Database

Utah Health Data Committee/Office of Health Care Statistics

Reportable* excludes codes in the former "Other" category and CPT4 blood draw codes in previous reports.

AMB ST 1-3

UTAH HOSPITAL AND FREESTANDING AMBULATORY SURGERY CENTER (FASC) UTILIZATION AND CHARGE PROFILE OF OUTPATIENT SURGERY, 2005
 AVERAGE TOTAL CHARGES FOR MOST COMMONLY PERFORMED CPT-4 AND ICD-9 REPORTABLE* PROCEDURES, SINGLE ICD-9 OR CPT-4 ONLY

105 Logan Regional Hospital

| ICD-9 CODE | ICD-9 DESCRIPTION | # | AVE TOT CHRG | AVE TOT CHRG(ALL Hospitals) |
|------------------|-------------------------------------|-------|--------------|------------------------------|
| ICD-9 Procedures | | 4,910 | \$1,953 | \$2,879 |
| 4542 | ENDO POLYPECTOMY LARGE INTESTINE | 606 | \$892 | \$1,238 |
| 4523 | COLONOSCOPY | 487 | \$631 | \$903 |
| 4516 | EGD W/CLOS BX | 285 | \$818 | \$1,210 |
| 4525 | CLOS [ENDO] BX LARGE INTESTINE | 176 | \$900 | \$1,300 |
| 3722 | LEFT HEART CARDIAC CATHETERIZATION | 171 | \$4,320 | \$6,068 |
| 5123 | LAPAROSCOPIC CHOLECYSTECTOMY | 152 | \$4,348 | \$5,675 |
| 283 | TONSILLECTOMY WITH ADENOIDECTOMY | 117 | \$1,303 | \$1,976 |
| 0611 | CLOSED BIOPSY OF THYROID GLAND | 115 | \$492 | \$704 |
| 8147 | OTHER REPAIR OF KNEE | 109 | \$4,394 | \$4,967 |
| 0443 | RELEASE OF CARPAL TUNNEL | 89 | \$1,286 | \$1,948 |
| 0392 | INJECTION OTH AGT INTO SPINAL CANAL | 85 | \$414 | \$813 |
| 5304 | UNILAT REPR INDIRECT ING HERN-GFT | 85 | \$2,225 | \$3,549 |
| 8511 | CLOSED BIOPSY OF BREAST | 85 | \$681 | \$1,054 |
| 4701 | LAPAROSCOPIC APPENDECTOMY | 80 | \$5,661 | \$7,458 |
| 1364 | DISCISSION OF SECONDARY MEMBRANE | 79 | \$357 | \$670 |
| 282 | TONSILLECTOMY WITHOUT ADENOIDECTOMY | 76 | \$1,478 | \$2,177 |
| 4513 | OTHER ENDOSCOPY OF SMALL INTESTINE | 76 | \$919 | \$1,077 |
| 8521 | LOCAL EXCISION OF LESION OF BREAST | 74 | \$2,071 | \$2,505 |
| 1369 | OTHER CATARACT EXTRACTION | 62 | \$367 | \$527 |
| 8183 | OTHER REPAIR OF SHOULDER | 61 | \$5,067 | \$6,045 |

| CPT-4 CODE | CPT-4 DESCRIPTION | # | AVE TOT CHRG | AVE TOT CHRG(ALL Hospitals) |
|------------------|----------------------------------|-------|--------------|------------------------------|
| CPT-4 Procedures | | 5,538 | \$1,894 | \$2,664 |
| 66984 | EXTRACAPSULAR CATARACT REMV IOL | 484 | \$2,253 | \$2,926 |
| 45378 | COLONOSCOPY FLEX; DX-SEP PROC | 477 | \$636 | \$907 |
| 45380 | COLONOSCOPY FLEX; W/BX 1/MX | 381 | \$882 | \$1,227 |
| 43239 | UGI ENDO; W/BX 1/MX | 296 | \$853 | \$1,205 |
| 45385 | COLONOSCOPY FLEX; W/REMV LES-SNA | 236 | \$920 | \$1,353 |
| 45384 | COLONOSCOPY FLEX; REMV LES-FORCE | 201 | \$893 | \$1,423 |
| 69436 | TYMPANOSTOMY GENERAL ANESTHESIA | 151 | \$740 | \$1,069 |
| 47562 | LAPAROSCOPY SURGICAL; CHOLECT | 149 | \$4,338 | \$5,216 |
| 66821 | DISCISSION 2ND CATARACT; LASER S | 138 | \$360 | \$712 |
| 41899 | UNLIST PROC DENTOALVEOL STRUCTUR | 120 | \$1,571 | \$2,357 |
| 49505 | REPR INIT ING HERNIA 5YR/MORE; R | 120 | \$2,278 | \$3,442 |
| 60100 | BX THYROID PERCUTANEOUS CORE NEE | 118 | \$497 | \$688 |
| 64483 | INJ ANES EPIDURL; LUMB/SAC 1 LEV | 117 | \$951 | \$1,123 |
| 42820 | T&A; UNDER AGE 12 | 90 | \$1,231 | \$1,897 |
| 64721 | NEUROPLASTY; MEDIAN CARPAL TUNNE | 87 | \$1,304 | \$1,939 |
| 44970 | LAPAROSCOPY SURGICAL APPENDECTOM | 82 | \$5,655 | \$7,429 |
| 62311 | INJ 1 NOT NEUROLYTIC-EPID; LUMB/ | 76 | \$311 | \$941 |
| 29881 | SCOPE KNEE SURG;W/MENISCECT MED/ | 74 | \$3,364 | \$3,661 |
| 19120 | EXC BRST CYST TUMR/LES OPN M/F 1 | 69 | \$2,012 | \$2,463 |
| 42826 | TONSILLECTOMY PRIM/SEC; AGE 12/O | 69 | \$1,583 | \$2,223 |

SOURCE: Utah Ambulatory Surgery Database
 Reportable* excludes codes in the former "Other" category and CPT4 blood draw codes in previous reports.

AMB ST 1-4
UTAH HOSPITAL AND FREESTANDING AMBULATORY SURGERY CENTER (FASC) UTILIZATION AND CHARGE PROFILE OF OUTPATIENT SURGERY, 2005
PROCEDURE APG CATEGORY, PROCEDURE APG, BASED ON REPORTABLE* CPT-4 PROCEDURES

105 Logan Regional Hospital

| Procedure APG category | | TOTAL # | TOTAL # (ALL Hospitals) |
|------------------------|---|---------|-------------------------|
| Procedure APG | | | |
| 01 | INTEGUMENTARY SYSTEM | 350 | 9,625 |
| | 002 SUPERFICIAL NEEDLE BIOPSY AND ASPIRATION | 145 | 2,764 |
| | 003 COMPLEX INCISION AND DRAINAGE | 6 | 93 |
| | 004 SIMPLE INCISION AND DRAINAGE | 2 | 36 |
| | 006 SIMPLE DEBRIDEMENT AND DESTRUCTION | 7 | 163 |
| | 007 COMPLEX EXCISION, BIOPSY AND DEBRIDEMENT | 27 | 1,172 |
| | 008 SIMPLE EXCISION AND BIOPSY | 13 | 975 |
| | 009 COMPLEX SKIN REPAIRS INCL INTEGUMENT GRAFTS, TRANSFER & REARRANGE | 15 | 1,274 |
| | 011 SIMPLE INCISION AND EXCISION OF BREAST | 120 | 2,672 |
| | 012 BREAST RECONSTRUCTION AND MASTECTOMY | 15 | 461 |
| 02 | MUSCULOSKELETAL SYSTEM | 1,781 | 55,271 |
| | 021 COMPLEX MUSCULOSKELETAL PROCEDURES EXCLUDING HAND AND FOOT | 143 | 6,574 |
| | 022 SIMPLE MUSCULOSKELETAL PROCEDURES EXCLUDING HAND AND FOOT | 67 | 2,116 |
| | 023 COMPLEX HAND AND FOOT MUSCULOSKELETAL PROCEDURES | 31 | 1,982 |
| | 024 SIMPLE HAND AND FOOT MUSCULOSKELETAL PROCEDURES | 315 | 11,501 |
| | 025 ARTHROSCOPY | 943 | 23,586 |
| | 027 SPLINT, STRAPPING AND CAST REMOVAL | 1 | 103 |
| | 028 CLOSED TREATMENT FX & DISLOCATION OF FINGER, TOE & TRUNK | 2 | 56 |
| | 029 CLOSED TREATMENT FX & DISLOCATION EXC FINGER, TOE & TRUNK | 14 | 610 |
| | 030 OPEN OR PERCUTANEOUS TREATMENT OF FRACTURES | 144 | 4,047 |
| | 031 BONE OR JOINT MANIPULATION UNDER ANESTHESIA | 13 | 429 |
| | 032 BUNION PROCEDURES | 62 | 1,497 |
| | 033 ARTHROPLASTY | 15 | 534 |
| | 034 HAND AND FOOT TENOTOMY | 3 | 275 |
| | 035 ARTHROCENTESIS AND LIGAMENT OR TENDON INJECTION | 28 | 1,881 |
| 03 | RESPIRATORY SYSTEM | 247 | 7,516 |
| | 052 NEEDLE AND CATHETER BIOPSY, ASPIRATION, LAVAGE AND INTUBATION | 53 | 721 |
| | 053 COMPLEX ENDOSCOPY OF THE UPPER AIRWAY | 152 | 4,668 |
| | 054 SIMPLE ENDOSCOPY OF THE UPPER AIRWAY | 31 | 343 |
| | 055 ENDOSCOPY OF THE LOWER AIRWAY | 11 | 1,784 |
| 04 | CARDIOVASCULAR SYSTEM | 1,057 | 31,224 |
| | 075 PLACEMENT OF TRANSVENOUS CATHETERS | 11 | 67 |
| | 076 DIAGNOSTIC CARDIAC CATHETERIZATION | 927 | 22,437 |
| | 077 ANGIOPLASTY AND TRANSCATHETER PROCEDURES | 45 | 2,087 |
| | 078 PACEMAKER INSERTION AND REPLACEMENT | 28 | 606 |
| | 079 REMOVAL AND REVISION OF PACEMAKER AND VASCULAR DEVICE | 11 | 844 |
| | 080 MINOR VASCULAR REPAIR AND FISTULA CONSTRUCTION | 27 | 743 |
| | 081 SECONDARY VARICOSE VEINS AND VASCULAR INJECTION | 6 | 415 |
| | 082 VASCULAR LIGATION | 2 | 540 |
| 05 | HEMATOLOGIC, LYMPHATIC, AND ENDOCRINE | 47 | 2,858 |
| | 095 DEEP LYMPH STRUCTURE AND THYROID PROCEDURES | 46 | 1,920 |
| | 097 TRANSFUSION | 1 | 808 |
| 06 | DIGESTIVE SYSTEM | 4,414 | 103,000 |
| | 112 ESOPHAGEAL DILATION WITHOUT ENDOSCOPY | 242 | 1,254 |
| | 113 ANOSCOPY WITH BIOPSY AND DIAGNOSTIC PROCTOSIGMOIDOSCOPY | 28 | 683 |
| | 114 PROCTOSIGMOIDOSCOPY WITH EXCISION OR BIOPSY | 19 | 445 |

AMB ST 1-4
UTAH HOSPITAL AND FREESTANDING AMBULATORY SURGERY CENTER (FASC) UTILIZATION AND CHARGE PROFILE OF OUTPATIENT SURGERY, 2005
PROCEDURE APG CATEGORY, PROCEDURE APG, BASED ON REPORTABLE* CPT-4 PROCEDURES

105 Logan Regional Hospital

| procedure APG category | | TOTAL # | TOTAL # (ALL Hospitals) |
|------------------------|--|---------|-------------------------|
| procedure APG | | | |
| | 115 DIAGNOSTIC UPPER GI ENDOSCOPY OR INTUBATION | 806 | 20,979 |
| | 116 THERAPEUTIC UPPER GI ENDOSCOPY OR INTUBATION | 322 | 5,802 |
| | 117 LOWER GASTROINTESTINAL ENDOSCOPY | 2,177 | 47,252 |
| | 118 ERCP AND MISCELLANEOUS GI ENDOSCOPY PROCEDURES | 29 | 1,917 |
| | 119 HERNIA AND HYDROCELE PROCEDURES | 271 | 7,107 |
| | 120 COMPLEX ANAL AND RECTAL PROCEDURES | 17 | 966 |
| | 121 SIMPLE ANAL AND RECTAL PROCEDURES | 5 | 565 |
| | 122 MISCELLANEOUS ABDOMINAL PROCEDURES | 11 | 490 |
| | 123 COMPLEX LAPAROSCOPIC PROCEDURES | 486 | 14,888 |
| | 124 SIMPLE LAPAROSCOPIC PROCEDURES | 1 | 244 |
| 07 | URINARY SYSTEM | 310 | 7,371 |
| | 131 RENAL EXTRACORPOREAL SHOCK WAVE LITHOTRIPSY | 7 | 766 |
| | 133 URINARY CATHETERIZATION AND DILATATION | 13 | 399 |
| | 134 COMPLEX CYSTOURETHROSCOPY AND LITHOLAPAXY | 220 | 3,433 |
| | 135 MODERATE CYSTOURETHROSCOPY | 52 | 1,850 |
| | 136 SIMPLE CYSTOURETHROSCOPY | 11 | 617 |
| | 137 COMPLEX URETHRAL PROCEDURES | 3 | 156 |
| | 138 SIMPLE URETHRAL PROCEDURES | 4 | 149 |
| 08 | MALE GENITAL SYSTEM | 67 | 2,798 |
| | 151 TESTICULAR AND EPIDIDYMAL PROCEDURES | 43 | 1,409 |
| | 152 INSERTION OF PENILE PROSTHESIS | 2 | 85 |
| | 153 COMPLEX PENILE PROCEDURES | 4 | 415 |
| | 154 SIMPLE PENILE PROCEDURES | 17 | 711 |
| | 155 PROSTATE NEEDLE AND PUNCH BIOPSY | 1 | 178 |
| 09 | FEMALE GENITAL SYSTEM | 278 | 6,527 |
| | 176 COMPLEX FEMALE REPRODUCTIVE PROCEDURES | 99 | 1,506 |
| | 177 SIMPLE FEMALE REPRODUCTIVE PROCEDURES | 72 | 1,484 |
| | 178 DILATION AND CURETTAGE | 21 | 663 |
| | 179 HYSTEROSCOPY | 78 | 2,678 |
| | 180 COLPOSCOPY | 8 | 196 |
| 10 | NERVOUS SYSTEM | 550 | 27,778 |
| | 195 NERVOUS SYSTEM INJECTIONS, STIMULATIONS OR CRANIAL TAP | 387 | 21,371 |
| | 196 REVISION AND REMOVAL OF NEUROLOGICAL DEVICE | 2 | 229 |
| | 197 NEUROSTIMULATOR AND VENTRICULAR SHUNT IMPLANTATION | 14 | 776 |
| | 198 NERVE REPAIR AND DESTRUCTION | 135 | 4,700 |
| | 199 SPINAL TAP | 12 | 702 |
| 11 | EYE AND OCULAR ADNEXA | 734 | 11,487 |
| | 211 MINOR OPHTHALMOLOGICAL TESTS AND PROCEDURES | 1 | 26 |
| | 213 LASER EYE PROCEDURES | 154 | 877 |
| | 214 CATARACT PROCEDURES | 508 | 4,675 |
| | 215 COMPLEX ANTERIOR SEGMENT EYE PROCEDURES | 26 | 528 |
| | 216 MODERATE ANTERIOR SEGMENT EYE PROCEDURES | 14 | 322 |
| | 217 SIMPLE ANTERIOR SEGMENT EYE PROCEDURES | 12 | 201 |
| | 218 COMPLEX POSTERIOR SEGMENT EYE PROCEDURES | 1 | 427 |
| | 220 STRABISMUS AND MUSCLE EYE PROCEDURES | 12 | 905 |
| | 222 SIMPLE REPAIR AND PLASTIC PROCEDURES OF EYE | 4 | 630 |

AMB ST 1-4
UTAH HOSPITAL AND FREESTANDING AMBULATORY SURGERY CENTER (FASC) UTILIZATION AND CHARGE PROFILE OF OUTPATIENT SURGERY, 2005
PROCEDURE APG CATEGORY, PROCEDURE APG, BASED ON REPORTABLE* CPT-4 PROCEDURES

105 Logan Regional Hospital

| procedure APG category | procedure APG | TOTAL # | TOTAL # (ALL Hospitals) |
|------------------------|---|---------|-------------------------|
| | 223 VITRECTOMY | 2 | 1,675 |
| 12 | FACIAL, EAR, NOSE, MOUTH AND THROAT | 1,055 | 28,941 |
| | 233 NASAL CAUTERIZATION AND PACKING | 10 | 204 |
| | 234 COMPLEX FACIAL AND ENT PROCEDURES | 175 | 5,313 |
| | 235 SIMPLE FACIAL AND ENT PROCEDURES | 552 | 14,825 |
| | 236 TONSIL AND ADENOID PROCEDURES | 318 | 8,558 |
| 13 | THERAPEUTIC AND OTHER RADIOLOGICAL PROCEDURES | 34 | 3,489 |
| | 253 VASCULAR RADIOLOGY EXCEPT FOR VENOGRAPHY OF EXTREMITY | 21 | 1,503 |
| | 254 MYELOGRAPHY | 1 | 307 |
| | 255 MISCELLANEOUS RADIOLOGICAL PROCEDURES WITH CONTRAST | 12 | 1,673 |

SOURCE: Utah Ambulatory Surgery Database

Utah Health Data Committee/Office of Health Care Statistics

Reportable* excludes codes in the former "Other" category and CPT blood draw codes in previous reports.

AMB ST 1-5
UTAH HOSPITAL AND FREESTANDING AMBULATORY SURGERY CENTER (FASC) UTILIZATION AND CHARGE PROFILE OF OUTPATIENT SURGERY, 2005
PROCEDURE APG CATEGORY, PROCEDURE APG, SINGLE APG ONLY
BASED ON REPORTABLE* CPT-4 PROCEDURES

105 Logan Regional Hospital

| Procedure APG category | Procedure APG | TOTAL # | AVE TOT CHR | AVE TOT CHR(ALL Hospitals) |
|------------------------|---|---------|-------------|-----------------------------|
| 01 | INTEGUMENTARY SYSTEM | 282 | \$1,492 | \$2,720 |
| | 002 SUPERFICIAL NEEDLE BIOPSY AND ASPIRATION | 136 | \$612 | \$2,110 |
| | 003 COMPLEX INCISION AND DRAINAGE | 4 | \$2,652 | \$3,617 |
| | 004 SIMPLE INCISION AND DRAINAGE | 1 | \$2,075 | \$2,404 |
| | 006 SIMPLE DEBRIDEMENT AND DESTRUCTION | 2 | \$2,674 | \$2,265 |
| | 007 COMPLEX EXCISION, BIOPSY AND DEBRIDEMENT | 14 | \$2,268 | \$2,947 |
| | 008 SIMPLE EXCISION AND BIOPSY | 7 | \$1,867 | \$2,811 |
| | 009 COMPLEX SKIN REPAIRS INCL INTEGUMENT GRAFTS, TRANSFER & REARRAN | 8 | \$1,378 | \$3,441 |
| | 011 SIMPLE INCISION AND EXCISION OF BREAST | 101 | \$2,166 | \$2,717 |
| | 012 BREAST RECONSTRUCTION AND MASTECTOMY | 9 | \$4,988 | \$4,527 |
| 02 | MUSCULOSKELETAL SYSTEM | 716 | \$3,222 | \$3,739 |
| | 021 COMPLEX MUSCULOSKELETAL PROCEDURES EXCLUDING HAND AND FOOT | 56 | \$3,661 | \$5,677 |
| | 022 SIMPLE MUSCULOSKELETAL PROCEDURES EXCLUDING HAND AND FOOT | 29 | \$2,252 | \$3,550 |
| | 023 COMPLEX HAND AND FOOT MUSCULOSKELETAL PROCEDURES | 13 | \$3,638 | \$4,293 |
| | 024 SIMPLE HAND AND FOOT MUSCULOSKELETAL PROCEDURES | 168 | \$1,827 | \$2,497 |
| | 025 ARTHROSCOPY | 266 | \$4,064 | \$4,162 |
| | 028 CLOSED TREATMENT FX & DISLOCATION OF FINGER, TOE & TRUNK | 1 | \$524 | \$2,328 |
| | 029 CLOSED TREATMENT FX & DISLOCATION EXC FINGER, TOE & TRUNK | 10 | \$2,397 | \$2,873 |
| | 030 OPEN OR PERCUTANEOUS TREATMENT OF FRACTURES | 108 | \$3,916 | \$4,697 |
| | 031 BONE OR JOINT MANIPULATION UNDER ANESTHESIA | 3 | \$1,147 | \$2,274 |
| | 032 BUNION PROCEDURES | 39 | \$2,743 | \$3,289 |
| | 033 ARTHROPLASTY | 6 | \$4,394 | \$5,262 |
| | 035 ARTHROCENTESIS AND LIGAMENT OR TENDON INJECTION | 17 | \$997 | \$792 |
| 03 | RESPIRATORY SYSTEM | 89 | \$976 | \$1,861 |
| | 052 NEEDLE AND CATHETER BIOPSY, ASPIRATION, LAVAGE AND INTUBATION | 51 | \$757 | \$1,117 |
| | 053 COMPLEX ENDOSCOPY OF THE UPPER AIRWAY | 10 | \$3,163 | \$3,101 |
| | 054 SIMPLE ENDOSCOPY OF THE UPPER AIRWAY | 25 | \$309 | \$1,025 |
| | 055 ENDOSCOPY OF THE LOWER AIRWAY | 3 | \$2,962 | \$2,026 |
| 04 | CARDIOVASCULAR SYSTEM | 48 | \$7,718 | \$11,714 |
| | 076 DIAGNOSTIC CARDIAC CATHETERIZATION | 3 | \$3,689 | \$7,275 |
| | 077 ANGIOPLASTY AND TRANSCATHETER PROCEDURES | 3 | \$4,007 | \$18,442 |
| | 078 PACEMAKER INSERTION AND REPLACEMENT | 18 | \$14,581 | \$20,119 |
| | 080 MINOR VASCULAR REPAIR AND FISTULA CONSTRUCTION | 19 | \$3,876 | \$4,543 |
| | 081 SECONDARY VARICOSE VEINS AND VASCULAR INJECTION | 3 | \$2,102 | \$12,911 |
| | 082 VASCULAR LIGATION | 2 | \$2,498 | \$4,974 |
| 05 | HEMATOLOGIC, LYMPHATIC, AND ENDOCRINE | 31 | \$4,730 | \$4,419 |
| | 095 DEEP LYMPH STRUCTURE AND THYROID PROCEDURES | 30 | \$4,710 | \$4,406 |
| | 097 TRANSFUSION | 1 | \$5,309 | \$2,478 |
| 06 | DIGESTIVE SYSTEM | 2,379 | \$1,431 | \$1,962 |
| | 112 ESOPHAGEAL DILATION WITHOUT ENDOSCOPY | 3 | \$620 | \$1,144 |
| | 113 ANOSCOPY WITH BIOPSY AND DIAGNOSTIC PROCTOSIGMOIDOSCOPY | 22 | \$446 | \$984 |
| | 114 PROCTOSIGMOIDOSCOPY WITH EXCISION OR BIOPSY | 12 | \$647 | \$1,169 |
| | 115 DIAGNOSTIC UPPER GI ENDOSCOPY OR INTUBATION | 353 | \$833 | \$1,165 |
| | 116 THERAPEUTIC UPPER GI ENDOSCOPY OR INTUBATION | 101 | \$1,296 | \$1,658 |
| | 117 LOWER GASTROINTESTINAL ENDOSCOPY | 1,355 | \$801 | \$1,067 |

AMB ST 1-5
UTAH HOSPITAL AND FREESTANDING AMBULATORY SURGERY CENTER (FASC) UTILIZATION AND CHARGE PROFILE OF OUTPATIENT SURGERY, 2005
PROCEDURE APG CATEGORY, PROCEDURE APG, SINGLE APG ONLY
BASED ON REPORTABLE* CPT-4 PROCEDURES

105 Logan Regional Hospital

| procedure APG category | | | | |
|------------------------|--|---------|-------------|-----------------------------|
| Procedure APG | | TOTAL # | AVE TOT CHR | AVE TOT CHR(ALL Hospitals) |
| 118 | ERCP AND MISCELLANEOUS GI ENDOSCOPY PROCEDURES | 17 | \$2,705 | \$3,503 |
| 119 | HERNIA AND HYDROCELE PROCEDURES | 192 | \$2,249 | \$3,280 |
| 120 | COMPLEX ANAL AND RECTAL PROCEDURES | 15 | \$1,826 | \$2,685 |
| 121 | SIMPLE ANAL AND RECTAL PROCEDURES | 5 | \$1,961 | \$1,870 |
| 122 | MISCELLANEOUS ABDOMINAL PROCEDURES | 4 | \$1,880 | \$2,977 |
| 123 | COMPLEX LAPAROSCOPIC PROCEDURES | 300 | \$4,507 | \$5,679 |
| 07 | URINARY SYSTEM | 115 | \$3,398 | \$4,153 |
| 133 | URINARY CATHETERIZATION AND DILATATION | 10 | \$3,720 | \$3,375 |
| 134 | COMPLEX CYSTOURETHROSCOPY AND LITHOLAPAXY | 71 | \$3,668 | \$4,141 |
| 135 | MODERATE CYSTOURETHROSCOPY | 23 | \$2,713 | \$3,140 |
| 136 | SIMPLE CYSTOURETHROSCOPY | 5 | \$3,410 | \$2,217 |
| 137 | COMPLEX URETHRAL PROCEDURES | 3 | \$3,229 | \$4,424 |
| 138 | SIMPLE URETHRAL PROCEDURES | 3 | \$1,365 | \$1,708 |
| 08 | MALE GENITAL SYSTEM | 49 | \$2,511 | \$3,036 |
| 151 | TESTICULAR AND EPIDIDYMAL PROCEDURES | 26 | \$2,056 | \$2,586 |
| 152 | INSERTION OF PENILE PROSTHESIS | 2 | \$17,434 | \$16,730 |
| 153 | COMPLEX PENILE PROCEDURES | 4 | \$2,382 | \$3,166 |
| 154 | SIMPLE PENILE PROCEDURES | 16 | \$1,447 | \$1,905 |
| 155 | PROSTATE NEEDLE AND PUNCH BIOPSY | 1 | \$2,016 | \$3,040 |
| 09 | FEMALE GENITAL SYSTEM | 136 | \$2,844 | \$3,633 |
| 176 | COMPLEX FEMALE REPRODUCTIVE PROCEDURES | 45 | \$3,387 | \$4,657 |
| 177 | SIMPLE FEMALE REPRODUCTIVE PROCEDURES | 31 | \$1,514 | \$2,716 |
| 178 | DILATION AND CURETTAGE | 9 | \$2,272 | \$2,156 |
| 179 | HYSTEROSCOPY | 48 | \$3,387 | \$4,046 |
| 180 | COLPOSCOPY | 3 | \$1,467 | \$1,802 |
| 10 | NERVOUS SYSTEM | 354 | \$1,150 | \$1,539 |
| 195 | NERVOUS SYSTEM INJECTIONS, STIMULATIONS OR CRANIAL TAP | 228 | \$688 | \$994 |
| 196 | REVISION AND REMOVAL OF NEUROLOGICAL DEVICE | 2 | \$1,143 | \$5,892 |
| 197 | NEUROSTIMULATOR AND VENTRICULAR SHUNT IMPLANTATION | 12 | \$7,049 | \$20,573 |
| 198 | NERVE REPAIR AND DESTRUCTION | 100 | \$1,469 | \$2,246 |
| 199 | SPINAL TAP | 12 | \$1,364 | \$1,728 |
| 11 | EYE AND OCULAR ADNEXA | 712 | \$1,776 | \$2,803 |
| 211 | MINOR OPHTHALMOLOGICAL TESTS AND PROCEDURES | 1 | \$582 | \$1,972 |
| 213 | LASER EYE PROCEDURES | 151 | \$350 | \$725 |
| 214 | CATARACT PROCEDURES | 499 | \$2,258 | \$2,930 |
| 215 | COMPLEX ANTERIOR SEGMENT EYE PROCEDURES | 23 | \$877 | \$2,675 |
| 216 | MODERATE ANTERIOR SEGMENT EYE PROCEDURES | 11 | \$1,711 | \$2,211 |
| 217 | SIMPLE ANTERIOR SEGMENT EYE PROCEDURES | 12 | \$1,418 | \$2,213 |
| 218 | COMPLEX POSTERIOR SEGMENT EYE PROCEDURES | 1 | \$21 | \$5,110 |
| 220 | STRABISMUS AND MUSCLE EYE PROCEDURES | 12 | \$2,190 | \$2,332 |
| 222 | SIMPLE REPAIR AND PLASTIC PROCEDURES OF EYE | 2 | \$1,103 | \$2,026 |
| 12 | FACIAL, EAR, NOSE, MOUTH AND THROAT | 545 | \$1,453 | \$2,232 |
| 233 | NASAL CAUTERIZATION AND PACKING | 1 | \$978 | \$2,648 |
| 234 | COMPLEX FACIAL AND ENT PROCEDURES | 40 | \$4,028 | \$4,546 |
| 235 | SIMPLE FACIAL AND ENT PROCEDURES | 312 | \$1,165 | \$1,623 |

AMB ST 1-5
UTAH HOSPITAL AND FREESTANDING AMBULATORY SURGERY CENTER (FASC) UTILIZATION AND CHARGE PROFILE OF OUTPATIENT SURGERY, 2005
PROCEDURE APG CATEGORY, PROCEDURE APG, SINGLE APG ONLY
BASED ON REPORTABLE* CPT-4 PROCEDURES

105 Logan Regional Hospital

| procedure APG category Procedure APG | TOTAL # | AVE TOT CHRG | AVE TOT CHRG(ALL Hospitals) |
|---|---------|--------------|------------------------------|
| 236 TONSIL AND ADENOID PROCEDURES | 192 | \$1,386 | \$2,001 |
| 13 THERAPEUTIC AND OTHER RADIOLOGICAL PROCEDURES | 2 | \$893 | \$3,887 |
| 255 MISCELLANEOUS RADIOLOGICAL PROCEDURES WITH CONTRAST | 2 | \$893 | \$2,848 |

SOURCE: Utah Ambulatory Surgery Database
Utah Health Data Committee/Office of Health Care Statistics
Reportable* excludes codes in the former "Other" category and CPT blood draw codes in previous reports.

AMB ST 1-6
UTAH HOSPITAL AND FREESTANDING AMBULATORY SURGERY CENTER (FASC) UTILIZATION AND CHARGE PROFILE OF OUTPATIENT SURGERY, 2005
NUMBER OF SELECTED AMBULATORY SURGERY PATIENT VISITS BY PATIENT PROFILE

105 Logan Regional Hospital

| Patient Profile | Patient Visits | | Patient Visits-All Hospitals | |
|----------------------------|----------------|------|------------------------------|------|
| | (#) | (%) | (#) | (%) |
| GENDER | | | | |
| Female | 4,472 | 55.3 | 121,269 | 54.3 |
| Male | 3,616 | 44.7 | 101,991 | 45.7 |
| Unknown | 0 | 0.0 | 13 | 0.0 |
| Not Reported | 0 | 0.0 | 5 | 0.0 |
| AGE | | | | |
| 1-28 days | 0 | 0.0 | 469 | 0.2 |
| 29-365 days | 91 | 1.1 | 3,008 | 1.3 |
| 1-4 years | 335 | 4.1 | 10,999 | 4.9 |
| 5-9 | 191 | 2.4 | 6,321 | 2.8 |
| 10-14 | 136 | 1.7 | 4,532 | 2.0 |
| 15-17 | 183 | 2.3 | 4,858 | 2.2 |
| 18-19 | 143 | 1.8 | 3,511 | 1.6 |
| 20-24 | 491 | 6.1 | 10,616 | 4.8 |
| 25-29 | 458 | 5.7 | 12,207 | 5.5 |
| 30-34 | 367 | 4.5 | 11,660 | 5.2 |
| 35-39 | 386 | 4.8 | 11,852 | 5.3 |
| 40-44 | 531 | 6.6 | 14,382 | 6.4 |
| 45-49 | 660 | 8.2 | 17,465 | 7.8 |
| 50-54 | 954 | 11.8 | 24,332 | 10.9 |
| 55-59 | 720 | 8.9 | 20,472 | 9.2 |
| 60-64 | 617 | 7.6 | 17,241 | 7.7 |
| 65-69 | 517 | 6.4 | 15,102 | 6.8 |
| 70-74 | 446 | 5.5 | 12,741 | 5.7 |
| 75-79 | 403 | 5.0 | 10,692 | 4.8 |
| 80-84 | 289 | 3.6 | 6,850 | 3.1 |
| 85-89 | 133 | 1.6 | 3,124 | 1.4 |
| 90 + | 37 | 0.5 | 842 | 0.4 |
| Not Reported | 0 | 0.0 | 471 | 0.2 |
| SOURCE OF ADMISSION | | | | |
| Physician Referral | 7,820 | 96.7 | 197,732 | 88.6 |
| Clinic Referral | 4 | 0.0 | 511 | 0.2 |
| HMO Referral | 2 | 0.0 | 3,452 | 1.5 |
| Other Hospital | 1 | 0.0 | 121 | 0.1 |
| Skilled Nursing Facility | 1 | 0.0 | 19 | 0.0 |
| Other Health Care Facility | 0 | 0.0 | 36 | 0.0 |
| Emergency Room | 260 | 3.2 | 4,092 | 1.8 |
| Court/Law Enforcement | 0 | 0.0 | 0 | 0.0 |
| Unknown | 0 | 0.0 | 7 | 0.0 |
| Not Reported | 0 | 0.0 | 17,308 | 7.8 |

(Continued)

AMB ST 1-6
UTAH HOSPITAL AND FREESTANDING AMBULATORY SURGERY CENTER (FASC) UTILIZATION AND CHARGE PROFILE OF OUTPATIENT SURGERY, 2005
NUMBER OF SELECTED AMBULATORY SURGERY PATIENT VISITS BY PATIENT PROFILE

105 Logan Regional Hospital

| Patient Profile | Patient Visits | | Patient Visits-All Hospitals | |
|---|----------------|------|------------------------------|------|
| | (#) | (%) | (#) | (%) |
| DISCHARGE STATUS | | | | |
| Home or Self Care | 8,054 | 99.6 | 222,736 | 99.8 |
| Another Hospital | 19 | 0.2 | 119 | 0.1 |
| Skilled Nursing Facility | 5 | 0.1 | 104 | 0.0 |
| Intermediate Care Facility | 0 | 0.0 | 9 | 0.0 |
| Another Type of Institution | 0 | 0.0 | 26 | 0.0 |
| Under Care of Home Service | 7 | 0.1 | 191 | 0.1 |
| Left Against Medical Advice | 1 | 0.0 | 24 | 0.0 |
| Under Care of Home IV Provider | 1 | 0.0 | 11 | 0.0 |
| Expired | 0 | 0.0 | 12 | 0.0 |
| Unknown | 1 | 0.0 | 46 | 0.0 |
| Not Reported | 0 | 0.0 | 0 | 0.0 |
| PRIMARY PAYER | | | | |
| Medicare | 1,797 | 22.2 | 49,290 | 22.1 |
| Medicaid | 400 | 4.9 | 14,728 | 6.6 |
| Other government | 149 | 1.8 | 5,443 | 2.4 |
| Blue Cross/Blue Shield | 1,464 | 18.1 | 29,900 | 13.4 |
| Other Commercial | 409 | 5.1 | 14,398 | 6.4 |
| Managed Care(HMO, PPO) | 3,601 | 44.5 | 101,684 | 45.5 |
| Self Pay | 59 | 0.7 | 2,175 | 1.0 |
| Industrial & Worker Comp | 138 | 1.7 | 4,017 | 1.8 |
| Charity and Unclassified | 0 | 0.0 | 206 | 0.1 |
| Childrens Health Insurance | 5 | 0.1 | 197 | 0.1 |
| Unknown | 66 | 0.8 | 1,148 | 0.5 |
| Not Reported | 0 | 0.0 | 92 | 0.0 |
| LOCAL HEALTH DISTRICT OF PATIENT RESIDENCE | | | | |
| Bear River | 7,205 | 89.1 | 15,256 | 6.8 |
| Central Utah | 8 | 0.1 | 8,217 | 3.7 |
| Davis County | 22 | 0.3 | 22,608 | 10.1 |
| Salt Lake County | 28 | 0.3 | 78,843 | 35.3 |
| Southeastern Utah | 3 | 0.0 | 5,233 | 2.3 |
| Southwest Utah | 10 | 0.1 | 12,333 | 5.5 |
| Summit County | 6 | 0.1 | 3,135 | 1.4 |
| Tooele County | 1 | 0.0 | 4,296 | 1.9 |
| Tri-County | 3 | 0.0 | 5,769 | 2.6 |
| Utah County | 17 | 0.2 | 35,901 | 16.1 |
| Wasatch County | 2 | 0.0 | 1,724 | 0.8 |
| Weber County | 37 | 0.5 | 20,598 | 9.2 |
| Unknown Utah | 3 | 0.0 | 49 | 0.0 |
| Outside Utah | 742 | 9.2 | 9,153 | 4.1 |
| Unknown, Not Reported | 1 | 0.0 | 163 | 0.1 |

SOURCE: Utah Ambulatory Surgery Database,
Utah Health Data Committee/Office of Health Care Statistics.

AMB ST 1-1
UTAH HOSPITAL AND FREESTANDING AMBULATORY SURGERY CENTER (FASC) UTILIZATION AND CHARGE PROFILE OF OUTPATIENT SURGERY, 2005
NUMBER OF CPT-4 AND ICD-9 REPORTABLE* PROCEDURES BY SELECTED AMBULATORY SURGERY REPORTING CATEGORY

141 McKay Dee Hospital Center

| | Procedures Performed | | Procedures Performed-All Hospitals | |
|--|----------------------|-------|------------------------------------|-------|
| | (#) | (%) | (#) | (%) |
| Reporting Category(ICD-9-CM CODES) | 20,480 | 100.0 | 319,528 | 100.0 |
| Mastectomy (85.0-85.99) | 460 | 2.2 | 7,251 | 2.3 |
| Musculoskeletal (76.0-84.99) | 2,903 | 14.2 | 62,442 | 19.5 |
| Respiratory (30.0-34.99) | 188 | 0.9 | 3,352 | 1.0 |
| Cardiovascular (35.0-39.99) | 1,178 | 5.8 | 16,471 | 5.2 |
| Lymphatic/Hemetic (40.0-41.99) | 171 | 0.8 | 2,955 | 0.9 |
| Digestive System (42.0-54.99) | 10,544 | 51.5 | 105,537 | 33.0 |
| Urinary (55.0-59.99) | 992 | 4.8 | 8,250 | 2.6 |
| Male Genital (60.0-64.99) | 249 | 1.2 | 3,729 | 1.2 |
| Female Genital (65.0-71.99) | 880 | 4.3 | 14,736 | 4.6 |
| Endocrine/Nervous (01.0-07.99) | 2,113 | 10.3 | 30,031 | 9.4 |
| Eye (08.0-16.99) | 293 | 1.4 | 19,655 | 6.2 |
| Ear (18.0-20.99) | 44 | 0.2 | 15,107 | 4.7 |
| Nose, Mouth, Pharynx (21.0-29.99) | 465 | 2.3 | 30,012 | 9.4 |
| Reporting Category(CPT-4 CODES) | 20,042 | 100.0 | 307,031 | 100.0 |
| Mastectomy (19120-19220) | 244 | 1.2 | 3,138 | 1.0 |
| Musculoskeletal (20000-29909) | 2,532 | 12.6 | 61,634 | 20.1 |
| Respiratory (30000-32999 & 39501-39599) | 341 | 1.7 | 13,104 | 4.3 |
| Cardiovascular (33010-37799 & 93501-93660) | 2,361 | 11.8 | 37,099 | 12.1 |
| Lymphatic/Hemetic (38100-38999) | 97 | 0.5 | 2,706 | 0.9 |
| Digestive (40490-49999) | 10,382 | 51.8 | 114,818 | 37.4 |
| Urinary (50010-53899) | 746 | 3.7 | 8,591 | 2.8 |
| Male Genital (54000-55899) | 189 | 0.9 | 3,154 | 1.0 |
| Female Genital (56405-58999) | 613 | 3.1 | 11,166 | 3.6 |
| Endocrine/Nervous (60000-64999) | 2,312 | 11.5 | 31,549 | 10.3 |
| Eye (65091-68899) | 201 | 1.0 | 11,740 | 3.8 |
| Ear (69000-69979) | 24 | 0.1 | 8,332 | 2.7 |

SOURCE: Utah Ambulatory Surgery Database
Utah Health Data Committee/Office of Health Care Statistics.
Reportable* excludes codes in the former "Other" category and CPT blood draw codes in previous reports.

AMB ST 1-2
UTAH HOSPITAL AND FREESTANDING AMBULATORY SURGERY CENTER (FASC) UTILIZATION AND CHARGE PROFILE OF OUTPATIENT SURGERY, 2005
MOST COMMONLY PERFORMED CPT-4 AND ICD-9 REPORTABLE* PROCEDURES

141 McKay Dee Hospital Center

| ICD-9 CODE | ICD-9 DESCRIPTION | # | % | % ALL Hospitals |
|----------------------|-------------------------------------|-------|------|-----------------|
| All ICD-9 Procedures | | | | |
| 4523 | COLONOSCOPY | 2,776 | 13.6 | 7.33 |
| 4516 | EGD W/CLOS BX | 2,054 | 10.0 | 5.33 |
| 0392 | INJECTION OTH AGT INTO SPINAL CANAL | 915 | 4.5 | 3.15 |
| 4525 | CLOS [ENDO] BX LARGE INTESTINE | 859 | 4.2 | 2.58 |
| 0391 | INJECTION ANES-SPINAL CANAL ANALG | 762 | 3.7 | 2.49 |
| 5123 | LAPAROSCOPIC CHOLECYSTECTOMY | 663 | 3.2 | 1.93 |
| 4542 | ENDO POLYPECTOMY LARGE INTESTINE | 661 | 3.2 | 3.85 |
| 4292 | DILATION OF ESOPHAGUS | 598 | 2.9 | 1.37 |
| 3722 | LEFT HEART CARDIAC CATHETERIZATION | 383 | 1.9 | 1.11 |
| 5732 | OTHER CYSTOSCOPY | 355 | 1.7 | 0.46 |
| 4513 | OTHER ENDOSCOPY OF SMALL INTESTINE | 349 | 1.7 | 2.02 |
| 4701 | LAPAROSCOPIC APPENDECTOMY | 240 | 1.2 | 0.46 |
| 8026 | ARTHROSCOPY OF KNEE | 196 | 1.0 | 0.52 |
| 8521 | LOCAL EXCISION OF LESION OF BREAST | 192 | 0.9 | 0.91 |
| 4836 | [ENDOSCOPIC] POLYPECTOMY OF RECTUM | 168 | 0.8 | 1.17 |
| 0443 | RELEASE OF CARPAL TUNNEL | 167 | 0.8 | 1.13 |
| 5304 | UNILAT REPR INDIRECT ING HERN-GFT | 154 | 0.8 | 0.48 |
| 5421 | LAPAROSCOPY | 154 | 0.8 | 0.48 |
| 806 | EXCISION SEMILUNAR CARTILAGE KNEE | 141 | 0.7 | 1.77 |
| 5303 | UNILAT REPR DIRECT ING HERN-GFT | 132 | 0.6 | 0.35 |

| CPT-4 CODE | CPT-4 DESCRIPTION | # | % | % ALL Hospitals |
|----------------------|----------------------------------|-------|------|-----------------|
| All CPT-4 Procedures | | | | |
| 45378 | COLONOSCOPY FLEX; DX-SEP PROC | 2,574 | 12.8 | 7.15 |
| 43239 | UGI ENDO; W/BX 1/MX | 2,044 | 10.2 | 5.40 |
| 45380 | COLONOSCOPY FLEX; W/BX 1/MX | 1,119 | 5.6 | 5.50 |
| 64475 | INJ ANES FACET JT; LUMB/SAC-1LEV | 680 | 3.4 | 0.61 |
| 47563 | LAPARSCPY SURG; CHOLECT W/CHOLAN | 587 | 2.9 | 1.24 |
| 62311 | INJ 1 NOT NEUROLYTIC-EPID; LUMB/ | 555 | 2.8 | 1.69 |
| 43450 | DILAT ESOPH-SOUND/BOUGIE-1/MX PA | 411 | 2.1 | 0.38 |
| 45385 | COLONOSCOPY FLEX; W/REMV LES-SNA | 403 | 2.0 | 1.80 |
| 49505 | REPR INIT ING HERNIA 5YR/MORE; R | 390 | 1.9 | 0.95 |
| 93545 | INJ PROC-CATH; SELECT CORONRY AN | 370 | 1.8 | 1.40 |
| 93556 | IMAG SUPERVS I&R-CATH; PULM ANGI | 355 | 1.8 | 1.20 |
| 93543 | INJ PROC-CATH; LT VENT/ATRIAL AN | 312 | 1.6 | 1.32 |
| 64476 | INJ ANES FACET JT; LUMB/SAC-EA A | 311 | 1.6 | 0.72 |
| 93510 | LT HRT CATH RETRO-BRACH/FEM; PER | 278 | 1.4 | 1.12 |
| 93555 | IMAG SUPERVS I&R-CATH; VENT/ATRI | 272 | 1.4 | 1.16 |
| 44970 | LAPAROSCOPY SURGICAL APPENDECTOM | 245 | 1.2 | 0.50 |
| 43249 | UGI ENDO; W/BALLOON DILAT ESOPHA | 191 | 1.0 | 0.89 |
| 43235 | UGI ENDO; DX W/NO CLCT SPECMN-SP | 190 | 0.9 | 1.34 |
| 64721 | NEUROPLASTY; MEDIAN CARPAL TUNNE | 149 | 0.7 | 0.72 |
| G0121 | COLOREC CNCR SCR;COLNSCPY NO HI | 142 | 0.7 | 0.18 |

SOURCE: Utah Ambulatory Surgery Database

Utah Health Data Committee/Office of Health Care Statistics

Reportable* excludes codes in the former "Other" category and CPT4 blood draw codes in previous reports.

AMB ST 1-3

UTAH HOSPITAL AND FREESTANDING AMBULATORY SURGERY CENTER (FASC) UTILIZATION AND CHARGE PROFILE OF OUTPATIENT SURGERY, 2005
 AVERAGE TOTAL CHARGES FOR MOST COMMONLY PERFORMED CPT-4 AND ICD-9 REPORTABLE* PROCEDURES, SINGLE ICD-9 OR CPT-4 ONLY

141 McKay Dee Hospital Center

| ICD-9 CODE | ICD-9 DESCRIPTION | # | AVE TOT CHRG | AVE TOT CHRG(ALL Hospitals) |
|------------------|-------------------------------------|--------|--------------|------------------------------|
| ICD-9 Procedures | | 10,223 | \$2,224 | \$2,879 |
| 4523 | COLONOSCOPY | 2,537 | \$578 | \$903 |
| 4516 | EGD W/CLOS BX | 1,183 | \$883 | \$1,210 |
| 4525 | CLOS [ENDO] BX LARGE INTESTINE | 613 | \$904 | \$1,300 |
| 5123 | LAPAROSCOPIC CHOLECYSTECTOMY | 603 | \$4,794 | \$5,675 |
| 4542 | ENDO POLYPECTOMY LARGE INTESTINE | 507 | \$906 | \$1,238 |
| 3722 | LEFT HEART CARDIAC CATHETERIZATION | 337 | \$4,996 | \$6,068 |
| 4513 | OTHER ENDOSCOPY OF SMALL INTESTINE | 227 | \$798 | \$1,077 |
| 4701 | LAPAROSCOPIC APPENDECTOMY | 220 | \$6,678 | \$7,458 |
| 5304 | UNILAT REPR INDIRECT ING HERN-GFT | 140 | \$2,545 | \$3,549 |
| 8521 | LOCAL EXCISION OF LESION OF BREAST | 127 | \$1,959 | \$2,505 |
| 0392 | INJECTION OTH AGT INTO SPINAL CANAL | 124 | \$1,207 | \$813 |
| 5303 | UNILAT REPR DIRECT ING HERN-GFT | 117 | \$2,450 | \$3,672 |
| 3723 | COMBINED RIGHT&LEFT HEART CARD CATH | 98 | \$5,521 | \$6,505 |
| 0443 | RELEASE OF CARPAL TUNNEL | 96 | \$1,730 | \$1,948 |
| 4836 | [ENDOSCOPIC] POLYPECTOMY OF RECTUM | 94 | \$886 | \$1,195 |
| 6952 | ASPIRATION CURET FOLLOWING DELIV/AB | 81 | \$1,925 | \$2,176 |
| 4519 | OTH DIAGNOSTIC PROC SMALL INTESTINE | 80 | \$1,757 | \$1,801 |
| 5732 | OTHER CYSTOSCOPY | 76 | \$3,446 | \$3,320 |
| 3927 | ARTERIOVENOSTOMY FOR RENAL DIALYSIS | 63 | \$3,429 | \$4,614 |
| 5011 | CLOSED BIOPSY OF LIVER | 61 | \$2,038 | \$2,156 |

| CPT-4 CODE | CPT-4 DESCRIPTION | # | AVE TOT CHRG | AVE TOT CHRG(ALL Hospitals) |
|------------------|----------------------------------|--------|--------------|------------------------------|
| CPT-4 Procedures | | 10,159 | \$2,080 | \$2,664 |
| 45378 | COLONOSCOPY FLEX; DX-SEP PROC | 2,352 | \$581 | \$907 |
| 43239 | UGI ENDO; W/BX 1/MX | 1,184 | \$897 | \$1,205 |
| 45380 | COLONOSCOPY FLEX; W/BX 1/MX | 861 | \$916 | \$1,227 |
| 47563 | LAPARSCPY SURG; CHOLECT W/CHOLAN | 535 | \$4,818 | \$5,930 |
| 49505 | REPR INIT ING HERNIA 5YR/MORE; R | 348 | \$2,528 | \$3,442 |
| 45385 | COLONOSCOPY FLEX; W/REMV LES-SNA | 303 | \$904 | \$1,353 |
| 44970 | LAPAROSCOPY SURGICAL APPENDECTOM | 218 | \$6,657 | \$7,429 |
| 62311 | INJ 1 NOT NEUROLYTIC-EPID; LUMB/ | 218 | \$1,075 | \$941 |
| G0121 | COLOREC CNCR SCR;COLNSCPY NO HI | 131 | \$578 | \$670 |
| 62310 | INJ 1 NOT NEUROLYTIC-EPID;CERV/T | 129 | \$1,092 | \$1,017 |
| 43235 | UGI ENDO; DX W/VO CLCT SPECMN-SP | 127 | \$781 | \$1,012 |
| 19120 | EXC BRST CYST TUMR/LES OPN M/F 1 | 112 | \$1,907 | \$2,463 |
| 45384 | COLONOSCOPY FLEX; REMV LES-FORCE | 112 | \$877 | \$1,423 |
| 64721 | NEUROPLASTY; MEDIAN CARPAL TUNNE | 105 | \$1,780 | \$1,939 |
| 20680 | REMOVAL OF IMPLANT; DEEP | 85 | \$2,306 | \$2,573 |
| 49585 | REPR UMBIL HERNIA 5YR/OVER; RDOC | 81 | \$2,178 | \$3,244 |
| 29881 | SCOPE KNEE SURG;W/MENISCECT MED/ | 72 | \$3,738 | \$3,661 |
| 47562 | LAPAROSCOPY SURGICAL; CHOLECT | 68 | \$4,690 | \$5,216 |
| 43247 | UGI ENDO; W/REMOVAL FB | 67 | \$814 | \$1,347 |
| 46080 | SPHINCTEROT ANAL DIV SPHINCTER-S | 59 | \$1,224 | \$1,615 |

SOURCE: Utah Ambulatory Surgery Database
 Reportable* excludes codes in the former "Other" category and CPT4 blood draw codes in previous reports.

AMB ST 1-4
UTAH HOSPITAL AND FREESTANDING AMBULATORY SURGERY CENTER (FASC) UTILIZATION AND CHARGE PROFILE OF OUTPATIENT SURGERY, 2005
PROCEDURE APG CATEGORY, PROCEDURE APG, BASED ON REPORTABLE* CPT-4 PROCEDURES

141 McKay Dee Hospital Center

| Procedure APG category | | TOTAL # | TOTAL # (ALL Hospitals) |
|------------------------|---|---------|-------------------------|
| Procedure APG | | | |
| 01 | INTEGUMENTARY SYSTEM | 465 | 9,625 |
| | 002 SUPERFICIAL NEEDLE BIOPSY AND ASPIRATION | 88 | 2,764 |
| | 003 COMPLEX INCISION AND DRAINAGE | 3 | 93 |
| | 006 SIMPLE DEBRIDEMENT AND DESTRUCTION | 10 | 163 |
| | 007 COMPLEX EXCISION, BIOPSY AND DEBRIDEMENT | 71 | 1,172 |
| | 008 SIMPLE EXCISION AND BIOPSY | 29 | 975 |
| | 009 COMPLEX SKIN REPAIRS INCL INTEGUMENT GRAFTS, TRANSFER & REARRANGE | 22 | 1,274 |
| | 011 SIMPLE INCISION AND EXCISION OF BREAST | 172 | 2,672 |
| | 012 BREAST RECONSTRUCTION AND MASTECTOMY | 70 | 461 |
| 02 | MUSCULOSKELETAL SYSTEM | 2,200 | 55,271 |
| | 021 COMPLEX MUSCULOSKELETAL PROCEDURES EXCLUDING HAND AND FOOT | 338 | 6,574 |
| | 022 SIMPLE MUSCULOSKELETAL PROCEDURES EXCLUDING HAND AND FOOT | 134 | 2,116 |
| | 023 COMPLEX HAND AND FOOT MUSCULOSKELETAL PROCEDURES | 123 | 1,982 |
| | 024 SIMPLE HAND AND FOOT MUSCULOSKELETAL PROCEDURES | 556 | 11,501 |
| | 025 ARTHROSCOPY | 544 | 23,586 |
| | 026 REPLACEMENT OF CAST | 1 | 80 |
| | 028 CLOSED TREATMENT FX & DISLOCATION OF FINGER, TOE & TRUNK | 6 | 56 |
| | 029 CLOSED TREATMENT FX & DISLOCATION EXC FINGER, TOE & TRUNK | 52 | 610 |
| | 030 OPEN OR PERCUTANEOUS TREATMENT OF FRACTURES | 283 | 4,047 |
| | 031 BONE OR JOINT MANIPULATION UNDER ANESTHESIA | 16 | 429 |
| | 032 BUNION PROCEDURES | 56 | 1,497 |
| | 033 ARTHROPLASTY | 56 | 534 |
| | 034 HAND AND FOOT TENOTOMY | 13 | 275 |
| | 035 ARTHROCENTESIS AND LIGAMENT OR TENDON INJECTION | 22 | 1,881 |
| 03 | RESPIRATORY SYSTEM | 245 | 7,516 |
| | 052 NEEDLE AND CATHETER BIOPSY, ASPIRATION, LAVAGE AND INTUBATION | 32 | 721 |
| | 053 COMPLEX ENDOSCOPY OF THE UPPER AIRWAY | 96 | 4,668 |
| | 054 SIMPLE ENDOSCOPY OF THE UPPER AIRWAY | 1 | 343 |
| | 055 ENDOSCOPY OF THE LOWER AIRWAY | 116 | 1,784 |
| 04 | CARDIOVASCULAR SYSTEM | 2,194 | 31,224 |
| | 074 CARDIAC ELECTROPHYSIOLOGIC TESTS | 220 | 3,470 |
| | 075 PLACEMENT OF TRANSVENOUS CATHETERS | 1 | 67 |
| | 076 DIAGNOSTIC CARDIAC CATHETERIZATION | 1,696 | 22,437 |
| | 077 ANGIOPLASTY AND TRANSCATHETER PROCEDURES | 102 | 2,087 |
| | 078 PACEMAKER INSERTION AND REPLACEMENT | 32 | 606 |
| | 079 REMOVAL AND REVISION OF PACEMAKER AND VASCULAR DEVICE | 37 | 844 |
| | 080 MINOR VASCULAR REPAIR AND FISTULA CONSTRUCTION | 71 | 743 |
| | 081 SECONDARY VARICOSE VEINS AND VASCULAR INJECTION | 9 | 415 |
| | 082 VASCULAR LIGATION | 24 | 540 |
| | 083 RESUSCITATION AND CARADIOVERSION | 2 | 15 |
| 05 | HEMATOLOGIC, LYMPHATIC, AND ENDOCRINE | 141 | 2,858 |
| | 094 BLOOD AND BLOOD PRODUCT EXCHANGE | 1 | 119 |
| | 095 DEEP LYMPH STRUCTURE AND THYROID PROCEDURES | 140 | 1,920 |
| 06 | DIGESTIVE SYSTEM | 10,406 | 103,000 |
| | 112 ESOPHAGEAL DILATION WITHOUT ENDOSCOPY | 413 | 1,254 |
| | 113 ANOSCOPY WITH BIOPSY AND DIAGNOSTIC PROCTOSIGMOIDOSCOPY | 35 | 683 |

AMB ST 1-4
UTAH HOSPITAL AND FREESTANDING AMBULATORY SURGERY CENTER (FASC) UTILIZATION AND CHARGE PROFILE OF OUTPATIENT SURGERY, 2005
PROCEDURE APG CATEGORY, PROCEDURE APG, BASED ON REPORTABLE* CPT-4 PROCEDURES

141 McKay Dee Hospital Center

| procedure APG category | | TOTAL # | TOTAL # (ALL Hospitals) |
|------------------------|--|---------|-------------------------|
| procedure APG | | | |
| | 114 PROCTOSIGMOIDOSCOPY WITH EXCISION OR BIOPSY | 12 | 445 |
| | 115 DIAGNOSTIC UPPER GI ENDOSCOPY OR INTUBATION | 2,238 | 20,979 |
| | 116 THERAPEUTIC UPPER GI ENDOSCOPY OR INTUBATION | 360 | 5,802 |
| | 117 LOWER GASTROINTESTINAL ENDOSCOPY | 4,477 | 47,252 |
| | 118 ERCP AND MISCELLANEOUS GI ENDOSCOPY PROCEDURES | 341 | 1,917 |
| | 119 HERNIA AND HYDROCELE PROCEDURES | 810 | 7,107 |
| | 120 COMPLEX ANAL AND RECTAL PROCEDURES | 153 | 966 |
| | 121 SIMPLE ANAL AND RECTAL PROCEDURES | 154 | 565 |
| | 122 MISCELLANEOUS ABDOMINAL PROCEDURES | 53 | 490 |
| | 123 COMPLEX LAPAROSCOPIC PROCEDURES | 1,349 | 14,888 |
| | 124 SIMPLE LAPAROSCOPIC PROCEDURES | 11 | 244 |
| 07 | URINARY SYSTEM | 680 | 7,371 |
| | 131 RENAL EXTRACORPOREAL SHOCK WAVE LITHOTRIPSY | 19 | 766 |
| | 133 URINARY CATHETERIZATION AND DILATATION | 39 | 399 |
| | 134 COMPLEX CYSTOURETHROSCOPY AND LITHOLAPAXY | 290 | 3,433 |
| | 135 MODERATE CYSTOURETHROSCOPY | 237 | 1,850 |
| | 136 SIMPLE CYSTOURETHROSCOPY | 69 | 617 |
| | 137 COMPLEX URETHRAL PROCEDURES | 15 | 156 |
| | 138 SIMPLE URETHRAL PROCEDURES | 11 | 149 |
| 08 | MALE GENITAL SYSTEM | 155 | 2,798 |
| | 151 TESTICULAR AND EPIDIDYMAL PROCEDURES | 100 | 1,409 |
| | 153 COMPLEX PENILE PROCEDURES | 13 | 415 |
| | 154 SIMPLE PENILE PROCEDURES | 33 | 711 |
| | 155 PROSTATE NEEDLE AND PUNCH BIOPSY | 9 | 178 |
| 09 | FEMALE GENITAL SYSTEM | 335 | 6,527 |
| | 176 COMPLEX FEMALE REPRODUCTIVE PROCEDURES | 62 | 1,506 |
| | 177 SIMPLE FEMALE REPRODUCTIVE PROCEDURES | 84 | 1,484 |
| | 178 DILATION AND CURETTAGE | 31 | 663 |
| | 179 HYSTEROSCOPY | 149 | 2,678 |
| | 180 COLPOSCOPY | 9 | 196 |
| 10 | NERVOUS SYSTEM | 2,095 | 27,778 |
| | 195 NERVOUS SYSTEM INJECTIONS, STIMULATIONS OR CRANIAL TAP | 1,842 | 21,371 |
| | 196 REVISION AND REMOVAL OF NEUROLOGICAL DEVICE | 4 | 229 |
| | 197 NEUROSTIMULATOR AND VENTRICULAR SHUNT IMPLANTATION | 19 | 776 |
| | 198 NERVE REPAIR AND DESTRUCTION | 205 | 4,700 |
| | 199 SPINAL TAP | 25 | 702 |
| 11 | EYE AND OCULAR ADNEXA | 176 | 11,487 |
| | 213 LASER EYE PROCEDURES | 2 | 877 |
| | 214 CATARACT PROCEDURES | 10 | 4,675 |
| | 215 COMPLEX ANTERIOR SEGMENT EYE PROCEDURES | 1 | 528 |
| | 216 MODERATE ANTERIOR SEGMENT EYE PROCEDURES | 2 | 322 |
| | 217 SIMPLE ANTERIOR SEGMENT EYE PROCEDURES | 8 | 201 |
| | 218 COMPLEX POSTERIOR SEGMENT EYE PROCEDURES | 40 | 427 |
| | 219 SIMPLE POSTERIOR SEGMENT EYE PROCEDURES | 22 | 434 |
| | 220 STRABISMUS AND MUSCLE EYE PROCEDURES | 1 | 905 |
| | 222 SIMPLE REPAIR AND PLASTIC PROCEDURES OF EYE | 4 | 630 |

AMB ST 1-4
UTAH HOSPITAL AND FREESTANDING AMBULATORY SURGERY CENTER (FASC) UTILIZATION AND CHARGE PROFILE OF OUTPATIENT SURGERY, 2005
PROCEDURE APG CATEGORY, PROCEDURE APG, BASED ON REPORTABLE* CPT-4 PROCEDURES

141 McKay Dee Hospital Center

| procedure APG category | procedure APG | TOTAL # | TOTAL # (ALL Hospitals) |
|------------------------|---|---------|-------------------------|
| | 223 VITRECTOMY | 86 | 1,675 |
| 12 | FACIAL, EAR, NOSE, MOUTH AND THROAT | 372 | 28,941 |
| | 233 NASAL CAUTERIZATION AND PACKING | 3 | 204 |
| | 234 COMPLEX FACIAL AND ENT PROCEDURES | 176 | 5,313 |
| | 235 SIMPLE FACIAL AND ENT PROCEDURES | 142 | 14,825 |
| | 236 TONSIL AND ADENOID PROCEDURES | 51 | 8,558 |
| 13 | THERAPEUTIC AND OTHER RADIOLOGICAL PROCEDURES | 27 | 3,489 |
| | 253 VASCULAR RADIOLOGY EXCEPT FOR VENOGRAPHY OF EXTREMITY | 12 | 1,503 |
| | 254 MYELOGRAPHY | 1 | 307 |
| | 255 MISCELLANEOUS RADIOLOGICAL PROCEDURES WITH CONTRAST | 14 | 1,673 |

SOURCE: Utah Ambulatory Surgery Database

Utah Health Data Committee/Office of Health Care Statistics

Reportable* excludes codes in the former "Other" category and CPT blood draw codes in previous reports.

AMB ST 1-5
UTAH HOSPITAL AND FREESTANDING AMBULATORY SURGERY CENTER (FASC) UTILIZATION AND CHARGE PROFILE OF OUTPATIENT SURGERY, 2005
PROCEDURE APG CATEGORY, PROCEDURE APG, SINGLE APG ONLY
BASED ON REPORTABLE* CPT-4 PROCEDURES

141 McKay Dee Hospital Center

| Procedure APG category | | TOTAL # | AVE TOT CHR | AVE TOT CHR(ALL Hospitals) |
|------------------------|---|---------|-------------|-----------------------------|
| Procedure APG | | | | |
| 01 | INTEGUMENTARY SYSTEM | 345 | \$2,310 | \$2,720 |
| | 002 SUPERFICIAL NEEDLE BIOPSY AND ASPIRATION | 79 | \$1,531 | \$2,110 |
| | 006 SIMPLE DEBRIDEMENT AND DESTRUCTION | 3 | \$1,405 | \$2,265 |
| | 007 COMPLEX EXCISION, BIOPSY AND DEBRIDEMENT | 53 | \$2,310 | \$2,947 |
| | 008 SIMPLE EXCISION AND BIOPSY | 22 | \$2,419 | \$2,811 |
| | 009 COMPLEX SKIN REPAIRS INCL INTEGUMENT GRAFTS, TRANSFER & REARRAN | 10 | \$4,663 | \$3,441 |
| | 011 SIMPLE INCISION AND EXCISION OF BREAST | 152 | \$2,182 | \$2,717 |
| | 012 BREAST RECONSTRUCTION AND MASTECTOMY | 26 | \$4,538 | \$4,527 |
| 02 | MUSCULOSKELETAL SYSTEM | 893 | \$3,993 | \$3,739 |
| | 021 COMPLEX MUSCULOSKELETAL PROCEDURES EXCLUDING HAND AND FOOT | 78 | \$5,727 | \$5,677 |
| | 022 SIMPLE MUSCULOSKELETAL PROCEDURES EXCLUDING HAND AND FOOT | 61 | \$4,228 | \$3,550 |
| | 023 COMPLEX HAND AND FOOT MUSCULOSKELETAL PROCEDURES | 29 | \$5,594 | \$4,293 |
| | 024 SIMPLE HAND AND FOOT MUSCULOSKELETAL PROCEDURES | 257 | \$2,380 | \$2,497 |
| | 025 ARTHROSCOPY | 167 | \$4,485 | \$4,162 |
| | 028 CLOSED TREATMENT FX & DISLOCATION OF FINGER, TOE & TRUNK | 3 | \$2,027 | \$2,328 |
| | 029 CLOSED TREATMENT FX & DISLOCATION EXC FINGER, TOE & TRUNK | 28 | \$2,643 | \$2,873 |
| | 030 OPEN OR PERCUTANEOUS TREATMENT OF FRACTURES | 220 | \$4,928 | \$4,697 |
| | 031 BONE OR JOINT MANIPULATION UNDER ANESTHESIA | 2 | \$1,486 | \$2,274 |
| | 032 BUNION PROCEDURES | 30 | \$3,534 | \$3,289 |
| | 033 ARTHROPLASTY | 13 | \$4,634 | \$5,262 |
| | 034 HAND AND FOOT TENOTOMY | 1 | \$1,859 | \$2,079 |
| | 035 ARTHROCENTESIS AND LIGAMENT OR TENDON INJECTION | 4 | \$812 | \$792 |
| 03 | RESPIRATORY SYSTEM | 103 | \$1,149 | \$1,861 |
| | 052 NEEDLE AND CATHETER BIOPSY, ASPIRATION, LAVAGE AND INTUBATION | 25 | \$801 | \$1,117 |
| | 053 COMPLEX ENDOSCOPY OF THE UPPER AIRWAY | 7 | \$3,674 | \$3,101 |
| | 054 SIMPLE ENDOSCOPY OF THE UPPER AIRWAY | 1 | \$2,345 | \$1,025 |
| | 055 ENDOSCOPY OF THE LOWER AIRWAY | 70 | \$1,003 | \$2,026 |
| 04 | CARDIOVASCULAR SYSTEM | 128 | \$7,395 | \$11,714 |
| | 074 CARDIAC ELECTROPHYSIOLOGIC TESTS | 12 | \$25,508 | \$22,994 |
| | 076 DIAGNOSTIC CARDIAC CATHETERIZATION | 3 | \$3,315 | \$7,275 |
| | 077 ANGIOPLASTY AND TRANSCATHETER PROCEDURES | 6 | \$9,227 | \$18,442 |
| | 078 PACEMAKER INSERTION AND REPLACEMENT | 17 | \$11,571 | \$20,119 |
| | 079 REMOVAL AND REVISION OF PACEMAKER AND VASCULAR DEVICE | 11 | \$10,185 | \$7,717 |
| | 080 MINOR VASCULAR REPAIR AND FISTULA CONSTRUCTION | 53 | \$3,237 | \$4,543 |
| | 081 SECONDARY VARICOSE VEINS AND VASCULAR INJECTION | 4 | \$2,247 | \$12,911 |
| | 082 VASCULAR LIGATION | 22 | \$3,905 | \$4,974 |
| 05 | HEMATOLOGIC, LYMPHATIC, AND ENDOCRINE | 82 | \$4,698 | \$4,419 |
| | 095 DEEP LYMPH STRUCTURE AND THYROID PROCEDURES | 82 | \$4,698 | \$4,406 |
| 06 | DIGESTIVE SYSTEM | 7,203 | \$1,541 | \$1,962 |
| | 112 ESOPHAGEAL DILATION WITHOUT ENDOSCOPY | 1 | \$927 | \$1,144 |
| | 113 ANOSCOPY WITH BIOPSY AND DIAGNOSTIC PROCTOSIGMOIDOSCOPY | 24 | \$676 | \$984 |
| | 114 PROCTOSIGMOIDOSCOPY WITH EXCISION OR BIOPSY | 12 | \$526 | \$1,169 |
| | 115 DIAGNOSTIC UPPER GI ENDOSCOPY OR INTUBATION | 1,312 | \$889 | \$1,165 |
| | 116 THERAPEUTIC UPPER GI ENDOSCOPY OR INTUBATION | 162 | \$1,143 | \$1,658 |
| | 117 LOWER GASTROINTESTINAL ENDOSCOPY | 3,842 | \$696 | \$1,067 |

AMB ST 1-5
UTAH HOSPITAL AND FREESTANDING AMBULATORY SURGERY CENTER (FASC) UTILIZATION AND CHARGE PROFILE OF OUTPATIENT SURGERY, 2005
PROCEDURE APG CATEGORY, PROCEDURE APG, SINGLE APG ONLY
BASED ON REPORTABLE* CPT-4 PROCEDURES

141 McKay Dee Hospital Center

| procedure APG category | Procedure APG | TOTAL # | AVE TOT CHR | AVE TOT CHR(ALL Hospitals) |
|------------------------|--|---------|-------------|-----------------------------|
| | 118 ERCP AND MISCELLANEOUS GI ENDOSCOPY PROCEDURES | 88 | \$2,736 | \$3,503 |
| | 119 HERNIA AND HYDROCELE PROCEDURES | 557 | \$2,456 | \$3,280 |
| | 120 COMPLEX ANAL AND RECTAL PROCEDURES | 91 | \$2,162 | \$2,685 |
| | 121 SIMPLE ANAL AND RECTAL PROCEDURES | 80 | \$1,370 | \$1,870 |
| | 122 MISCELLANEOUS ABDOMINAL PROCEDURES | 28 | \$1,939 | \$2,977 |
| | 123 COMPLEX LAPAROSCOPIC PROCEDURES | 1,005 | \$5,049 | \$5,679 |
| | 124 SIMPLE LAPAROSCOPIC PROCEDURES | 1 | \$4,796 | \$9,924 |
| 07 | URINARY SYSTEM | 280 | \$3,178 | \$4,153 |
| | 131 RENAL EXTRACORPOREAL SHOCK WAVE LITHOTRIPSY | 1 | \$9,819 | \$7,665 |
| | 133 URINARY CATHETERIZATION AND DILATATION | 9 | \$2,791 | \$3,375 |
| | 134 COMPLEX CYSTOURETHROSCOPY AND LITHOLAPAXY | 136 | \$3,831 | \$4,141 |
| | 135 MODERATE CYSTOURETHROSCOPY | 95 | \$2,635 | \$3,140 |
| | 136 SIMPLE CYSTOURETHROSCOPY | 27 | \$1,914 | \$2,217 |
| | 137 COMPLEX URETHRAL PROCEDURES | 7 | \$3,183 | \$4,424 |
| | 138 SIMPLE URETHRAL PROCEDURES | 5 | \$1,888 | \$1,708 |
| 08 | MALE GENITAL SYSTEM | 80 | \$2,109 | \$3,036 |
| | 151 TESTICULAR AND EPIDIDYMAL PROCEDURES | 51 | \$2,092 | \$2,586 |
| | 153 COMPLEX PENILE PROCEDURES | 9 | \$3,111 | \$3,166 |
| | 154 SIMPLE PENILE PROCEDURES | 20 | \$1,703 | \$1,905 |
| 09 | FEMALE GENITAL SYSTEM | 159 | \$3,120 | \$3,633 |
| | 176 COMPLEX FEMALE REPRODUCTIVE PROCEDURES | 17 | \$4,730 | \$4,657 |
| | 177 SIMPLE FEMALE REPRODUCTIVE PROCEDURES | 48 | \$2,618 | \$2,716 |
| | 178 DILATION AND CURETTAGE | 15 | \$2,523 | \$2,156 |
| | 179 HYSTEROSCOPY | 74 | \$3,273 | \$4,046 |
| | 180 COLPOSCOPY | 5 | \$1,989 | \$1,802 |
| 10 | NERVOUS SYSTEM | 513 | \$1,431 | \$1,539 |
| | 195 NERVOUS SYSTEM INJECTIONS, STIMULATIONS OR CRANIAL TAP | 371 | \$1,095 | \$994 |
| | 197 NEUROSTIMULATOR AND VENTRICULAR SHUNT IMPLANTATION | 4 | \$20,807 | \$20,573 |
| | 198 NERVE REPAIR AND DESTRUCTION | 114 | \$1,854 | \$2,246 |
| | 199 SPINAL TAP | 24 | \$1,383 | \$1,728 |
| 11 | EYE AND OCULAR ADNEXA | 40 | \$4,848 | \$2,803 |
| | 214 CATARACT PROCEDURES | 1 | \$5,326 | \$2,930 |
| | 215 COMPLEX ANTERIOR SEGMENT EYE PROCEDURES | 1 | \$4,882 | \$2,675 |
| | 216 MODERATE ANTERIOR SEGMENT EYE PROCEDURES | 1 | \$2,776 | \$2,211 |
| | 217 SIMPLE ANTERIOR SEGMENT EYE PROCEDURES | 1 | \$2,370 | \$2,213 |
| | 218 COMPLEX POSTERIOR SEGMENT EYE PROCEDURES | 23 | \$4,802 | \$5,110 |
| | 223 VITRECTOMY | 13 | \$5,239 | \$5,631 |
| 12 | FACIAL, EAR, NOSE, MOUTH AND THROAT | 157 | \$3,732 | \$2,232 |
| | 233 NASAL CAUTERIZATION AND PACKING | 1 | \$1,355 | \$2,648 |
| | 234 COMPLEX FACIAL AND ENT PROCEDURES | 75 | \$5,427 | \$4,546 |
| | 235 SIMPLE FACIAL AND ENT PROCEDURES | 48 | \$1,946 | \$1,623 |
| | 236 TONSIL AND ADENOID PROCEDURES | 33 | \$2,552 | \$2,001 |
| 13 | THERAPEUTIC AND OTHER RADIOLOGICAL PROCEDURES | 6 | \$8,558 | \$3,887 |
| | 253 VASCULAR RADIOLOGY EXCEPT FOR VENOGRAPHY OF EXTREMITY | 3 | \$14,556 | \$12,212 |
| | 254 MYELOGRAPHY | 1 | \$2,290 | \$2,899 |

AMB ST 1-5
UTAH HOSPITAL AND FREESTANDING AMBULATORY SURGERY CENTER (FASC) UTILIZATION AND CHARGE PROFILE OF OUTPATIENT SURGERY, 2005
PROCEDURE APG CATEGORY, PROCEDURE APG, SINGLE APG ONLY
BASED ON REPORTABLE* CPT-4 PROCEDURES

141 McKay Dee Hospital Center

| procedure APG category Procedure APG | TOTAL # | AVE TOT CHRG | AVE TOT CHRG(ALL Hospitals) |
|---|---------|--------------|------------------------------|
| 255 MISCELLANEOUS RADIOLOGICAL PROCEDURES WITH CONTRAST | 2 | \$2,695 | \$2,848 |

SOURCE: Utah Ambulatory Surgery Database
 Utah Health Data Committee/Office of Health Care Statistics
 Reportable* excludes codes in the former "Other" category and CPT blood draw codes in previous reports.

AMB ST 1-6
UTAH HOSPITAL AND FREESTANDING AMBULATORY SURGERY CENTER (FASC) UTILIZATION AND CHARGE PROFILE OF OUTPATIENT SURGERY, 2005
NUMBER OF SELECTED AMBULATORY SURGERY PATIENT VISITS BY PATIENT PROFILE

141 McKay Dee Hospital Center

| Patient Profile | Patient Visits | | Patient Visits-All Hospitals | |
|----------------------------|----------------|------|------------------------------|------|
| | (#) | (%) | (#) | (%) |
| GENDER | | | | |
| Female | 8,032 | 55.0 | 121,269 | 54.3 |
| Male | 6,567 | 45.0 | 101,991 | 45.7 |
| Unknown | 0 | 0.0 | 13 | 0.0 |
| Not Reported | 0 | 0.0 | 5 | 0.0 |
| AGE | | | | |
| 1-28 days | 0 | 0.0 | 469 | 0.2 |
| 29-365 days | 6 | 0.0 | 3,008 | 1.3 |
| 1-4 years | 106 | 0.7 | 10,999 | 4.9 |
| 5-9 | 96 | 0.7 | 6,321 | 2.8 |
| 10-14 | 147 | 1.0 | 4,532 | 2.0 |
| 15-17 | 239 | 1.6 | 4,858 | 2.2 |
| 18-19 | 199 | 1.4 | 3,511 | 1.6 |
| 20-24 | 745 | 5.1 | 10,616 | 4.8 |
| 25-29 | 825 | 5.7 | 12,207 | 5.5 |
| 30-34 | 760 | 5.2 | 11,660 | 5.2 |
| 35-39 | 866 | 5.9 | 11,852 | 5.3 |
| 40-44 | 1,107 | 7.6 | 14,382 | 6.4 |
| 45-49 | 1,335 | 9.1 | 17,465 | 7.8 |
| 50-54 | 1,943 | 13.3 | 24,332 | 10.9 |
| 55-59 | 1,569 | 10.7 | 20,472 | 9.2 |
| 60-64 | 1,245 | 8.5 | 17,241 | 7.7 |
| 65-69 | 1,042 | 7.1 | 15,102 | 6.8 |
| 70-74 | 940 | 6.4 | 12,741 | 5.7 |
| 75-79 | 716 | 4.9 | 10,692 | 4.8 |
| 80-84 | 474 | 3.2 | 6,850 | 3.1 |
| 85-89 | 192 | 1.3 | 3,124 | 1.4 |
| 90 + | 47 | 0.3 | 842 | 0.4 |
| Not Reported | 0 | 0.0 | 471 | 0.2 |
| SOURCE OF ADMISSION | | | | |
| Physician Referral | 14,052 | 96.3 | 197,732 | 88.6 |
| Clinic Referral | 9 | 0.1 | 511 | 0.2 |
| HMO Referral | 0 | 0.0 | 3,452 | 1.5 |
| Other Hospital | 3 | 0.0 | 121 | 0.1 |
| Skilled Nursing Facility | 3 | 0.0 | 19 | 0.0 |
| Other Health Care Facility | 1 | 0.0 | 36 | 0.0 |
| Emergency Room | 531 | 3.6 | 4,092 | 1.8 |
| Court/Law Enforcement | 0 | 0.0 | 0 | 0.0 |
| Unknown | 0 | 0.0 | 7 | 0.0 |
| Not Reported | 0 | 0.0 | 17,308 | 7.8 |

(Continued)

AMB ST 1-6
UTAH HOSPITAL AND FREESTANDING AMBULATORY SURGERY CENTER (FASC) UTILIZATION AND CHARGE PROFILE OF OUTPATIENT SURGERY, 2005
NUMBER OF SELECTED AMBULATORY SURGERY PATIENT VISITS BY PATIENT PROFILE

141 McKay Dee Hospital Center

| Patient Profile | Patient Visits | | Patient Visits-All Hospitals | |
|---|----------------|------|------------------------------|------|
| | (#) | (%) | (#) | (%) |
| DISCHARGE STATUS | | | | |
| Home or Self Care | 14,543 | 99.6 | 222,736 | 99.8 |
| Another Hospital | 1 | 0.0 | 119 | 0.1 |
| Skilled Nursing Facility | 13 | 0.1 | 104 | 0.0 |
| Intermediate Care Facility | 2 | 0.0 | 9 | 0.0 |
| Another Type of Institution | 4 | 0.0 | 26 | 0.0 |
| Under Care of Home Service | 29 | 0.2 | 191 | 0.1 |
| Left Against Medical Advice | 1 | 0.0 | 24 | 0.0 |
| Under Care of Home IV Provider | 1 | 0.0 | 11 | 0.0 |
| Expired | 2 | 0.0 | 12 | 0.0 |
| Unknown | 3 | 0.0 | 46 | 0.0 |
| Not Reported | 0 | 0.0 | 0 | 0.0 |
| PRIMARY PAYER | | | | |
| Medicare | 3,491 | 23.9 | 49,290 | 22.1 |
| Medicaid | 789 | 5.4 | 14,728 | 6.6 |
| Other government | 775 | 5.3 | 5,443 | 2.4 |
| Blue Cross/Blue Shield | 1,319 | 9.0 | 29,900 | 13.4 |
| Other Commercial | 533 | 3.7 | 14,398 | 6.4 |
| Managed Care(HMO, PPO) | 7,434 | 50.9 | 101,684 | 45.5 |
| Self Pay | 65 | 0.4 | 2,175 | 1.0 |
| Industrial & Worker Comp | 162 | 1.1 | 4,017 | 1.8 |
| Charity and Unclassified | 4 | 0.0 | 206 | 0.1 |
| Childrens Health Insurance | 6 | 0.0 | 197 | 0.1 |
| Unknown | 21 | 0.1 | 1,148 | 0.5 |
| Not Reported | 0 | 0.0 | 92 | 0.0 |
| LOCAL HEALTH DISTRICT OF PATIENT RESIDENCE | | | | |
| Bear River | 680 | 4.7 | 15,256 | 6.8 |
| Central Utah | 10 | 0.1 | 8,217 | 3.7 |
| Davis County | 3,442 | 23.6 | 22,608 | 10.1 |
| Salt Lake County | 90 | 0.6 | 78,843 | 35.3 |
| Southeastern Utah | 6 | 0.0 | 5,233 | 2.3 |
| Southwest Utah | 22 | 0.2 | 12,333 | 5.5 |
| Summit County | 50 | 0.3 | 3,135 | 1.4 |
| Tooele County | 12 | 0.1 | 4,296 | 1.9 |
| Tri-County | 6 | 0.0 | 5,769 | 2.6 |
| Utah County | 18 | 0.1 | 35,901 | 16.1 |
| Wasatch County | 5 | 0.0 | 1,724 | 0.8 |
| Weber County | 9,951 | 68.2 | 20,598 | 9.2 |
| Unknown Utah | 1 | 0.0 | 49 | 0.0 |
| Outside Utah | 305 | 2.1 | 9,153 | 4.1 |
| Unknown, Not Reported | 1 | 0.0 | 163 | 0.1 |

SOURCE: Utah Ambulatory Surgery Database,
Utah Health Data Committee/Office of Health Care Statistics.

AMB ST 1-1
UTAH HOSPITAL AND FREESTANDING AMBULATORY SURGERY CENTER (FASC) UTILIZATION AND CHARGE PROFILE OF OUTPATIENT SURGERY, 2005
NUMBER OF CPT-4 AND ICD-9 REPORTABLE* PROCEDURES BY SELECTED AMBULATORY SURGERY REPORTING CATEGORY

137 Mountain View Hospital

| | Procedures Performed | | Procedures Performed-All Hospitals | |
|--|----------------------|-------|------------------------------------|-------|
| | (#) | (%) | (#) | (%) |
| Reporting Category(ICD-9-CM CODES) | 4,932 | 100.0 | 319,528 | 100.0 |
| Mastectomy (85.0-85.99) | 113 | 2.3 | 7,251 | 2.3 |
| Musculoskeletal (76.0-84.99) | 904 | 18.3 | 62,442 | 19.5 |
| Respiratory (30.0-34.99) | 16 | 0.3 | 3,352 | 1.0 |
| Cardiovascular (35.0-39.99) | 342 | 6.9 | 16,471 | 5.2 |
| Lymphatic/Hemetic (40.0-41.99) | 17 | 0.3 | 2,955 | 0.9 |
| Digestive System (42.0-54.99) | 2,046 | 41.5 | 105,537 | 33.0 |
| Urinary (55.0-59.99) | 152 | 3.1 | 8,250 | 2.6 |
| Male Genital (60.0-64.99) | 51 | 1.0 | 3,729 | 1.2 |
| Female Genital (65.0-71.99) | 177 | 3.6 | 14,736 | 4.6 |
| Endocrine/Nervous (01.0-07.99) | 257 | 5.2 | 30,031 | 9.4 |
| Eye (08.0-16.99) | 112 | 2.3 | 19,655 | 6.2 |
| Ear (18.0-20.99) | 283 | 5.7 | 15,107 | 4.7 |
| Nose, Mouth, Pharynx (21.0-29.99) | 462 | 9.4 | 30,012 | 9.4 |
| Reporting Category(CPT-4 CODES) | 5,601 | 100.0 | 307,031 | 100.0 |
| Mastectomy (19120-19220) | 52 | 0.9 | 3,138 | 1.0 |
| Musculoskeletal (20000-29909) | 1,073 | 19.2 | 61,634 | 20.1 |
| Respiratory (30000-32999 & 39501-39599) | 267 | 4.8 | 13,104 | 4.3 |
| Cardiovascular (33010-37799 & 93501-93660) | 1,076 | 19.2 | 37,099 | 12.1 |
| Lymphatic/Hemetic (38100-38999) | 16 | 0.3 | 2,706 | 0.9 |
| Digestive (40490-49999) | 2,133 | 38.1 | 114,818 | 37.4 |
| Urinary (50010-53899) | 201 | 3.6 | 8,591 | 2.8 |
| Male Genital (54000-55899) | 30 | 0.5 | 3,154 | 1.0 |
| Female Genital (56405-58999) | 154 | 2.7 | 11,166 | 3.6 |
| Endocrine/Nervous (60000-64999) | 275 | 4.9 | 31,549 | 10.3 |
| Eye (65091-68899) | 55 | 1.0 | 11,740 | 3.8 |
| Ear (69000-69979) | 269 | 4.8 | 8,332 | 2.7 |

SOURCE: Utah Ambulatory Surgery Database

Utah Health Data Committee/Office of Health Care Statistics.

Reportable* excludes codes in the former "Other" category and CPT blood draw codes in previous reports.

AMB ST 1-2
UTAH HOSPITAL AND FREESTANDING AMBULATORY SURGERY CENTER (FASC) UTILIZATION AND CHARGE PROFILE OF OUTPATIENT SURGERY, 2005
MOST COMMONLY PERFORMED CPT-4 AND ICD-9 REPORTABLE* PROCEDURES

137 Mountain View Hospital

| ICD-9 CODE | ICD-9 DESCRIPTION | # | % | % ALL Hospitals |
|----------------------|-------------------------------------|-------|-------|-----------------|
| All ICD-9 Procedures | | 4,932 | 100.0 | 100.0 |
| 4523 | COLONOSCOPY | 452 | 9.2 | 7.33 |
| 4542 | ENDO POLYPECTOMY LARGE INTESTINE | 316 | 6.4 | 3.85 |
| 4513 | OTHER ENDOSCOPY OF SMALL INTESTINE | 313 | 6.3 | 2.02 |
| 2001 | MYRINGOTOMY WITH INSERTION OF TUBE | 243 | 4.9 | 3.86 |
| 5123 | LAPAROSCOPIC CHOLECYSTECTOMY | 165 | 3.3 | 1.93 |
| 3722 | LEFT HEART CARDIAC CATHETERIZATION | 153 | 3.1 | 1.11 |
| 4516 | EGD W/CLOS BX | 153 | 3.1 | 5.33 |
| 283 | TONSILLECTOMY WITH ADENOIDECTOMY | 147 | 3.0 | 1.73 |
| 806 | EXCISION SEMILUNAR CARTILAGE KNEE | 147 | 3.0 | 1.77 |
| 4292 | DILATION OF ESOPHAGUS | 129 | 2.6 | 1.37 |
| 8086 | OTH LOCAL EXC/DESTRUC LES KNEE JNT | 106 | 2.1 | 0.85 |
| 8183 | OTHER REPAIR OF SHOULDER | 81 | 1.6 | 0.73 |
| 4525 | CLOS [ENDO] BX LARGE INTESTINE | 73 | 1.5 | 2.58 |
| 0392 | INJECTION OTH AGT INTO SPINAL CANAL | 71 | 1.4 | 3.15 |
| 2169 | OTHER TURBINECTOMY | 69 | 1.4 | 0.67 |
| 8363 | ROTATOR CUFF REPAIR | 61 | 1.2 | 0.66 |
| 2188 | OTHER SEPTOPLASTY | 57 | 1.2 | 0.60 |
| 1371 | INSRT IOL-CATARACT EXTRACT-1 STAGE | 52 | 1.1 | 1.42 |
| 1341 | PHACOEMULSIFICATION&ASPIR CATARACT | 50 | 1.0 | 1.43 |
| 0391 | INJECTION ANES-SPINAL CANAL ANALG | 49 | 1.0 | 2.49 |

| CPT-4 CODE | CPT-4 DESCRIPTION | # | % | % ALL Hospitals |
|----------------------|----------------------------------|-------|-------|-----------------|
| All CPT-4 Procedures | | 5,601 | 100.0 | 100.0 |
| 45378 | COLONOSCOPY FLEX; DX-SEP PROC | 402 | 7.2 | 7.15 |
| 69436 | TYMPANOSTOMY GENERAL ANESTHESIA | 241 | 4.3 | 2.08 |
| 45380 | COLONOSCOPY FLEX; W/BX 1/MX | 224 | 4.0 | 5.50 |
| 43235 | UGI ENDO; DX W/VO CLCT SPECMN-SP | 205 | 3.7 | 1.34 |
| 45385 | COLONOSCOPY FLEX; W/REMV LES-SNA | 195 | 3.5 | 1.80 |
| 93545 | INJ PROC-CATH; SELECT CORONRY AN | 173 | 3.1 | 1.40 |
| 93543 | INJ PROC-CATH; LT VENT/ATRIAL AN | 167 | 3.0 | 1.32 |
| 47563 | LAPARSCPY SURG; CHOLECT W/CHOLAN | 162 | 2.9 | 1.24 |
| 43239 | UGI ENDO; W/BX 1/MX | 153 | 2.7 | 5.40 |
| 93510 | LT HRT CATH RETRO-BRACH/FEM; PER | 153 | 2.7 | 1.12 |
| 29881 | SCOPE KNEE SURG;W/MENISCECT MED/ | 139 | 2.5 | 1.52 |
| 93555 | IMAG SUPERVS I&R-CATH; VENT/ATRI | 134 | 2.4 | 1.16 |
| 43249 | UGI ENDO; W/BALLOON DILAT ESOPHA | 127 | 2.3 | 0.89 |
| 93556 | IMAG SUPERVS I&R-CATH; PULM ANGI | 124 | 2.2 | 1.20 |
| 29826 | SCOPE SHOULDER; DECOMP SUBACROM | 113 | 2.0 | 0.96 |
| 42820 | T&A; UNDER AGE 12 | 112 | 2.0 | 1.38 |
| 23350 | INJ SHLDR ARTHROGRPH/ENHNCD CT/M | 94 | 1.7 | 0.15 |
| 29877 | SCOPE KNEE SURG; DEBRID/SHAVE CA | 88 | 1.6 | 0.95 |
| 30130 | EXC TURBINATE PART/CMPL ANY METH | 68 | 1.2 | 0.06 |
| 30520 | SEPTOPLASTY/SUBMUCOS RES W/GFT | 59 | 1.1 | 0.71 |

SOURCE: Utah Ambulatory Surgery Database

Utah Health Data Committee/Office of Health Care Statistics

Reportable* excludes codes in the former "Other" category and CPT4 blood draw codes in previous reports.

AMB ST 1-3

UTAH HOSPITAL AND FREESTANDING AMBULATORY SURGERY CENTER (FASC) UTILIZATION AND CHARGE PROFILE OF OUTPATIENT SURGERY, 2005
 AVERAGE TOTAL CHARGES FOR MOST COMMONLY PERFORMED CPT-4 AND ICD-9 REPORTABLE* PROCEDURES, SINGLE ICD-9 OR CPT-4 ONLY

137 Mountain View Hospital

| ICD-9 CODE | ICD-9 DESCRIPTION | # | AVE TOT CHR | AVE TOT CHR(ALL Hospitals) |
|------------------|-------------------------------------|-------|-------------|-----------------------------|
| ICD-9 Procedures | | 2,549 | \$3,229 | \$2,879 |
| 4523 | COLONOSCOPY | 405 | \$941 | \$903 |
| 4542 | ENDO POLYPECTOMY LARGE INTESTINE | 243 | \$1,337 | \$1,238 |
| 4513 | OTHER ENDOSCOPY OF SMALL INTESTINE | 171 | \$1,025 | \$1,077 |
| 5123 | LAPAROSCOPIC CHOLECYSTECTOMY | 146 | \$6,036 | \$5,675 |
| 283 | TONSILLECTOMY WITH ADENOIDECTOMY | 124 | \$2,547 | \$1,976 |
| 3722 | LEFT HEART CARDIAC CATHETERIZATION | 113 | \$7,935 | \$6,068 |
| 4516 | EGD W/CLOS BX | 84 | \$1,296 | \$1,210 |
| 8183 | OTHER REPAIR OF SHOULDER | 72 | \$5,618 | \$6,045 |
| 806 | EXCISION SEMILUNAR CARTILAGE KNEE | 55 | \$3,284 | \$3,682 |
| 4525 | CLOS [ENDO] BX LARGE INTESTINE | 46 | \$1,213 | \$1,300 |
| 4701 | LAPAROSCOPIC APPENDECTOMY | 38 | \$9,156 | \$7,458 |
| 8363 | ROTATOR CUFF REPAIR | 37 | \$7,916 | \$7,038 |
| 282 | TONSILLECTOMY WITHOUT ADENOIDECTOMY | 32 | \$2,731 | \$2,177 |
| 8147 | OTHER REPAIR OF KNEE | 32 | \$4,427 | \$4,967 |
| 3893 | VENOUS CATHETERIZATION NEC | 29 | \$2,310 | \$2,942 |
| 6952 | ASPIRATION CURET FOLLOWING DELIV/AB | 28 | \$2,429 | \$2,176 |
| 8511 | CLOSED BIOPSY OF BREAST | 28 | \$1,138 | \$1,054 |
| 8192 | INJ THERAPEUTIC SUBSTN IN JNT/LIG | 25 | \$1,319 | \$902 |
| 8521 | LOCAL EXCISION OF LESION OF BREAST | 25 | \$2,992 | \$2,505 |
| 4836 | [ENDOSCOPIC] POLYPECTOMY OF RECTUM | 24 | \$1,374 | \$1,195 |

| CPT-4 CODE | CPT-4 DESCRIPTION | # | AVE TOT CHR | AVE TOT CHR(ALL Hospitals) |
|------------------|-----------------------------------|-------|-------------|-----------------------------|
| CPT-4 Procedures | | 2,705 | \$2,907 | \$2,664 |
| 45378 | COLONOSCOPY FLEX; DX-SEP PROC | 361 | \$943 | \$907 |
| 45380 | COLONOSCOPY FLEX; W/BX 1/MX | 169 | \$1,198 | \$1,227 |
| 43235 | UGI ENDO; DX W/WO CLCT SPECMN-SP | 167 | \$1,004 | \$1,012 |
| 45385 | COLONOSCOPY FLEX; W/REMV LES-SNA | 152 | \$1,458 | \$1,353 |
| 47563 | LAPARSCPY SURG; CHOLECT W/CHOLAN | 142 | \$6,032 | \$5,930 |
| 23350 | INJ SHLDR ARTHROGRPH/ENHNCD CT/M | 92 | \$1,985 | \$2,487 |
| 42820 | T&A; UNDER AGE 12 | 92 | \$2,384 | \$1,897 |
| 43239 | UGI ENDO; W/BX 1/MX | 86 | \$1,313 | \$1,205 |
| 43249 | UGI ENDO; W/BALLOON DILAT ESOPHA | 84 | \$1,495 | \$1,471 |
| 29881 | SCOPE KNEE SURG;W/MENISCECT MED/ | 78 | \$3,291 | \$3,661 |
| 66984 | EXTRACAPSULAR CATARACT REMV IOL | 51 | \$1,933 | \$2,926 |
| 51600 | INJ PROC-CYSTOGRAPHY | 43 | \$893 | \$987 |
| 44970 | LAPAROSCOPY SURGICAL APPENDECTOM | 40 | \$9,263 | \$7,429 |
| 36430 | TRANSFUSION BLOOD/BLOOD COMPONENT | 37 | \$1,638 | \$2,478 |
| 29826 | SCOPE SHOULDER; DECOMP SUBACROM | 36 | \$5,152 | \$5,247 |
| 19120 | EXC BRST CYST TUMR/LES OPN M/F 1 | 35 | \$3,308 | \$2,463 |
| 49505 | REPR INIT ING HERNIA 5YR/MORE; R | 33 | \$4,544 | \$3,442 |
| 42821 | T&A; AGE 12 OR OVER | 30 | \$3,028 | \$2,175 |
| 62311 | INJ 1 NOT NEUROLYTIC-EPID; LUMB/ | 26 | \$1,134 | \$941 |
| 29877 | SCOPE KNEE SURG; DEBRID/SHAVE CA | 25 | \$3,278 | \$3,334 |

SOURCE: Utah Ambulatory Surgery Database
 Reportable* excludes codes in the former "Other" category and CPT4 blood draw codes in previous reports.

AMB ST 1-3

UTAH HOSPITAL AND FREESTANDING AMBULATORY SURGERY CENTER (FASC) UTILIZATION AND CHARGE PROFILE OF OUTPATIENT SURGERY, 2005
 AVERAGE TOTAL CHARGES FOR MOST COMMONLY PERFORMED CPT-4 AND ICD-9 REPORTABLE* PROCEDURES, SINGLE ICD-9 OR CPT-4 ONLY

137 Mountain View Hospital

| ICD-9 CODE | ICD-9 DESCRIPTION | # | AVE TOT CHR | AVE TOT CHR(ALL Hospitals) |
|------------------|-------------------------------------|-------|-------------|-----------------------------|
| ICD-9 Procedures | | 2,549 | \$3,229 | \$2,879 |
| 4523 | COLONOSCOPY | 405 | \$941 | \$903 |
| 4542 | ENDO POLYPECTOMY LARGE INTESTINE | 243 | \$1,337 | \$1,238 |
| 4513 | OTHER ENDOSCOPY OF SMALL INTESTINE | 171 | \$1,025 | \$1,077 |
| 5123 | LAPAROSCOPIC CHOLECYSTECTOMY | 146 | \$6,036 | \$5,675 |
| 283 | TONSILLECTOMY WITH ADENOIDECTOMY | 124 | \$2,547 | \$1,976 |
| 3722 | LEFT HEART CARDIAC CATHETERIZATION | 113 | \$7,935 | \$6,068 |
| 4516 | EGD W/CLOS BX | 84 | \$1,296 | \$1,210 |
| 8183 | OTHER REPAIR OF SHOULDER | 72 | \$5,618 | \$6,045 |
| 806 | EXCISION SEMILUNAR CARTILAGE KNEE | 55 | \$3,284 | \$3,682 |
| 4525 | CLOS [ENDO] BX LARGE INTESTINE | 46 | \$1,213 | \$1,300 |
| 4701 | LAPAROSCOPIC APPENDECTOMY | 38 | \$9,156 | \$7,458 |
| 8363 | ROTATOR CUFF REPAIR | 37 | \$7,916 | \$7,038 |
| 282 | TONSILLECTOMY WITHOUT ADENOIDECTOMY | 32 | \$2,731 | \$2,177 |
| 8147 | OTHER REPAIR OF KNEE | 32 | \$4,427 | \$4,967 |
| 3893 | VENOUS CATHETERIZATION NEC | 29 | \$2,310 | \$2,942 |
| 6952 | ASPIRATION CURET FOLLOWING DELIV/AB | 28 | \$2,429 | \$2,176 |
| 8511 | CLOSED BIOPSY OF BREAST | 28 | \$1,138 | \$1,054 |
| 8192 | INJ THERAPEUTIC SBSTNC IN JNT/LIG | 25 | \$1,319 | \$902 |
| 8521 | LOCAL EXCISION OF LESION OF BREAST | 25 | \$2,992 | \$2,505 |
| 4836 | [ENDOSCOPIC] POLYPECTOMY OF RECTUM | 24 | \$1,374 | \$1,195 |

| CPT-4 CODE | CPT-4 DESCRIPTION | # | AVE TOT CHR | AVE TOT CHR(ALL Hospitals) |
|------------------|-----------------------------------|-------|-------------|-----------------------------|
| CPT-4 Procedures | | 2,705 | \$2,907 | \$2,664 |
| 45378 | COLONOSCOPY FLEX; DX-SEP PROC | 361 | \$943 | \$907 |
| 45380 | COLONOSCOPY FLEX; W/BX 1/MX | 169 | \$1,198 | \$1,227 |
| 43235 | UGI ENDO; DX W/WO CLCT SPECMN-SP | 167 | \$1,004 | \$1,012 |
| 45385 | COLONOSCOPY FLEX; W/REMV LES-SNA | 152 | \$1,458 | \$1,353 |
| 47563 | LAPARSCPY SURG; CHOLECT W/CHOLAN | 142 | \$6,032 | \$5,930 |
| 23350 | INJ SHLDR ARTHROGRPH/ENHNCD CT/M | 92 | \$1,985 | \$2,487 |
| 42820 | T&A; UNDER AGE 12 | 92 | \$2,384 | \$1,897 |
| 43239 | UGI ENDO; W/BX 1/MX | 86 | \$1,313 | \$1,205 |
| 43249 | UGI ENDO; W/BALLOON DILAT ESOPHA | 84 | \$1,495 | \$1,471 |
| 29881 | SCOPE KNEE SURG;W/MENISCECT MED/ | 78 | \$3,291 | \$3,661 |
| 66984 | EXTRACAPSULAR CATARACT REMV IOL | 51 | \$1,933 | \$2,926 |
| 51600 | INJ PROC-CYSTOGRAPHY | 43 | \$893 | \$987 |
| 44970 | LAPAROSCOPY SURGICAL APPENDECTOM | 40 | \$9,263 | \$7,429 |
| 36430 | TRANSFUSION BLOOD/BLOOD COMPONENT | 37 | \$1,638 | \$2,478 |
| 29826 | SCOPE SHOULDER; DECOMP SUBACROM | 36 | \$5,152 | \$5,247 |
| 19120 | EXC BRST CYST TUMR/LES OPN M/F 1 | 35 | \$3,308 | \$2,463 |
| 49505 | REPR INIT ING HERNIA 5YR/MORE; R | 33 | \$4,544 | \$3,442 |
| 42821 | T&A; AGE 12 OR OVER | 30 | \$3,028 | \$2,175 |
| 62311 | INJ 1 NOT NEUROLYTIC-EPID; LUMB/ | 26 | \$1,134 | \$941 |
| 29877 | SCOPE KNEE SURG; DEBRID/SHAVE CA | 25 | \$3,278 | \$3,334 |

SOURCE: Utah Ambulatory Surgery Database
 Reportable* excludes codes in the former "Other" category and CPT4 blood draw codes in previous reports.

AMB ST 1-4
UTAH HOSPITAL AND FREESTANDING AMBULATORY SURGERY CENTER (FASC) UTILIZATION AND CHARGE PROFILE OF OUTPATIENT SURGERY, 2005
PROCEDURE APG CATEGORY, PROCEDURE APG, BASED ON REPORTABLE* CPT-4 PROCEDURES

137 Mountain View Hospital

| Procedure APG category | | TOTAL # | TOTAL # (ALL Hospitals) |
|------------------------|---|---------|-------------------------|
| Procedure APG | | | |
| 01 | INTEGUMENTARY SYSTEM | 105 | 9,625 |
| | 002 SUPERFICIAL NEEDLE BIOPSY AND ASPIRATION | 9 | 2,764 |
| | 003 COMPLEX INCISION AND DRAINAGE | 3 | 93 |
| | 006 SIMPLE DEBRIDEMENT AND DESTRUCTION | 1 | 163 |
| | 007 COMPLEX EXCISION, BIOPSY AND DEBRIDEMENT | 5 | 1,172 |
| | 008 SIMPLE EXCISION AND BIOPSY | 5 | 975 |
| | 009 COMPLEX SKIN REPAIRS INCL INTEGUMENT GRAFTS, TRANSFER & REARRANGE | 30 | 1,274 |
| | 011 SIMPLE INCISION AND EXCISION OF BREAST | 44 | 2,672 |
| | 012 BREAST RECONSTRUCTION AND MASTECTOMY | 8 | 461 |
| 02 | MUSCULOSKELETAL SYSTEM | 939 | 55,271 |
| | 021 COMPLEX MUSCULOSKELETAL PROCEDURES EXCLUDING HAND AND FOOT | 70 | 6,574 |
| | 022 SIMPLE MUSCULOSKELETAL PROCEDURES EXCLUDING HAND AND FOOT | 25 | 2,116 |
| | 023 COMPLEX HAND AND FOOT MUSCULOSKELETAL PROCEDURES | 22 | 1,982 |
| | 024 SIMPLE HAND AND FOOT MUSCULOSKELETAL PROCEDURES | 105 | 11,501 |
| | 025 ARTHROSCOPY | 575 | 23,586 |
| | 027 SPLINT, STRAPPING AND CAST REMOVAL | 2 | 103 |
| | 028 CLOSED TREATMENT FX & DISLOCATION OF FINGER, TOE & TRUNK | 3 | 56 |
| | 029 CLOSED TREATMENT FX & DISLOCATION EXC FINGER, TOE & TRUNK | 12 | 610 |
| | 030 OPEN OR PERCUTANEOUS TREATMENT OF FRACTURES | 35 | 4,047 |
| | 031 BONE OR JOINT MANIPULATION UNDER ANESTHESIA | 33 | 429 |
| | 032 BUNION PROCEDURES | 13 | 1,497 |
| | 033 ARTHROPLASTY | 1 | 534 |
| | 035 ARTHROCENTESIS AND LIGAMENT OR TENDON INJECTION | 43 | 1,881 |
| 03 | RESPIRATORY SYSTEM | 95 | 7,516 |
| | 052 NEEDLE AND CATHETER BIOPSY, ASPIRATION, LAVAGE AND INTUBATION | 14 | 721 |
| | 053 COMPLEX ENDOSCOPY OF THE UPPER AIRWAY | 75 | 4,668 |
| | 054 SIMPLE ENDOSCOPY OF THE UPPER AIRWAY | 4 | 343 |
| | 055 ENDOSCOPY OF THE LOWER AIRWAY | 2 | 1,784 |
| 04 | CARDIOVASCULAR SYSTEM | 941 | 31,224 |
| | 075 PLACEMENT OF TRANSVENOUS CATHETERS | 8 | 67 |
| | 076 DIAGNOSTIC CARDIAC CATHETERIZATION | 873 | 22,437 |
| | 077 ANGIOPLASTY AND TRANSCATHETER PROCEDURES | 17 | 2,087 |
| | 078 PACEMAKER INSERTION AND REPLACEMENT | 26 | 606 |
| | 079 REMOVAL AND REVISION OF PACEMAKER AND VASCULAR DEVICE | 16 | 844 |
| | 083 RESUSCITATION AND CARディオVERSION | 1 | 15 |
| 05 | HEMATOLOGIC, LYMPHATIC, AND ENDOCRINE | 65 | 2,858 |
| | 094 BLOOD AND BLOOD PRODUCT EXCHANGE | 1 | 119 |
| | 095 DEEP LYMPH STRUCTURE AND THYROID PROCEDURES | 26 | 1,920 |
| | 097 TRANSFUSION | 38 | 808 |
| 06 | DIGESTIVE SYSTEM | 1,900 | 103,000 |
| | 112 ESOPHAGEAL DILATION WITHOUT ENDOSCOPY | 1 | 1,254 |
| | 113 ANOSCOPY WITH BIOPSY AND DIAGNOSTIC PROCTOSIGMOIDOSCOPY | 11 | 683 |
| | 114 PROCTOSIGMOIDOSCOPY WITH EXCISION OR BIOPSY | 4 | 445 |
| | 115 DIAGNOSTIC UPPER GI ENDOSCOPY OR INTUBATION | 360 | 20,979 |
| | 116 THERAPEUTIC UPPER GI ENDOSCOPY OR INTUBATION | 156 | 5,802 |
| | 117 LOWER GASTROINTESTINAL ENDOSCOPY | 833 | 47,252 |

AMB ST 1-4
UTAH HOSPITAL AND FREESTANDING AMBULATORY SURGERY CENTER (FASC) UTILIZATION AND CHARGE PROFILE OF OUTPATIENT SURGERY, 2005
PROCEDURE APG CATEGORY, PROCEDURE APG, BASED ON REPORTABLE* CPT-4 PROCEDURES

137 Mountain View Hospital

| procedure APG category | | TOTAL # | TOTAL # (ALL Hospitals) |
|------------------------|--|---------|-------------------------|
| procedure APG | | | |
| | 118 ERCP AND MISCELLANEOUS GI ENDOSCOPY PROCEDURES | 18 | 1,917 |
| | 119 HERNIA AND HYDROCELE PROCEDURES | 152 | 7,107 |
| | 120 COMPLEX ANAL AND RECTAL PROCEDURES | 23 | 966 |
| | 121 SIMPLE ANAL AND RECTAL PROCEDURES | 1 | 565 |
| | 122 MISCELLANEOUS ABDOMINAL PROCEDURES | 4 | 490 |
| | 123 COMPLEX LAPAROSCOPIC PROCEDURES | 335 | 14,888 |
| | 124 SIMPLE LAPAROSCOPIC PROCEDURES | 2 | 244 |
| 07 | URINARY SYSTEM | 148 | 7,371 |
| | 133 URINARY CATHETERIZATION AND DILATATION | 17 | 399 |
| | 134 COMPLEX CYSTOURETHROSCOPY AND LITHOLAPAXY | 71 | 3,433 |
| | 135 MODERATE CYSTOURETHROSCOPY | 44 | 1,850 |
| | 136 SIMPLE CYSTOURETHROSCOPY | 11 | 617 |
| | 137 COMPLEX URETHRAL PROCEDURES | 3 | 156 |
| | 138 SIMPLE URETHRAL PROCEDURES | 2 | 149 |
| 08 | MALE GENITAL SYSTEM | 27 | 2,798 |
| | 151 TESTICULAR AND EPIDIDYMAL PROCEDURES | 19 | 1,409 |
| | 152 INSERTION OF PENILE PROSTHESIS | 2 | 85 |
| | 153 COMPLEX PENILE PROCEDURES | 1 | 415 |
| | 154 SIMPLE PENILE PROCEDURES | 4 | 711 |
| | 155 PROSTATE NEEDLE AND PUNCH BIOPSY | 1 | 178 |
| 09 | FEMALE GENITAL SYSTEM | 91 | 6,527 |
| | 176 COMPLEX FEMALE REPRODUCTIVE PROCEDURES | 25 | 1,506 |
| | 177 SIMPLE FEMALE REPRODUCTIVE PROCEDURES | 19 | 1,484 |
| | 178 DILATION AND CURETTAGE | 9 | 663 |
| | 179 HYSTEROSCOPY | 35 | 2,678 |
| | 180 COLPOSCOPY | 3 | 196 |
| 10 | NERVOUS SYSTEM | 223 | 27,778 |
| | 195 NERVOUS SYSTEM INJECTIONS, STIMULATIONS OR CRANIAL TAP | 141 | 21,371 |
| | 196 REVISION AND REMOVAL OF NEUROLOGICAL DEVICE | 2 | 229 |
| | 197 NEUROSTIMULATOR AND VENTRICULAR SHUNT IMPLANTATION | 6 | 776 |
| | 198 NERVE REPAIR AND DESTRUCTION | 61 | 4,700 |
| | 199 SPINAL TAP | 13 | 702 |
| 11 | EYE AND OCULAR ADNEXA | 55 | 11,487 |
| | 214 CATARACT PROCEDURES | 53 | 4,675 |
| | 221 COMPLEX REPAIR AND PLASTIC PROCEDURES OF EYE | 2 | 787 |
| 12 | FACIAL, EAR, NOSE, MOUTH AND THROAT | 707 | 28,941 |
| | 233 NASAL CAUTERIZATION AND PACKING | 10 | 204 |
| | 234 COMPLEX FACIAL AND ENT PROCEDURES | 94 | 5,313 |
| | 235 SIMPLE FACIAL AND ENT PROCEDURES | 390 | 14,825 |
| | 236 TONSIL AND ADENOID PROCEDURES | 213 | 8,558 |
| 13 | THERAPEUTIC AND OTHER RADIOLOGICAL PROCEDURES | 246 | 3,489 |
| | 253 VASCULAR RADIOLOGY EXCEPT FOR VENOGRAPHY OF EXTREMITY | 57 | 1,503 |
| | 254 MYELOGRAPHY | 16 | 307 |
| | 255 MISCELLANEOUS RADIOLOGICAL PROCEDURES WITH CONTRAST | 173 | 1,673 |

SOURCE: Utah Ambulatory Surgery Database

Utah Health Data Committee/Office of Health Care Statistics

Reportable* excludes codes in the former "Other" category and CPT blood draw codes in previous reports.

AMB ST 1-5
UTAH HOSPITAL AND FREESTANDING AMBULATORY SURGERY CENTER (FASC) UTILIZATION AND CHARGE PROFILE OF OUTPATIENT SURGERY, 2005
PROCEDURE APG CATEGORY, PROCEDURE APG, SINGLE APG ONLY
BASED ON REPORTABLE* CPT-4 PROCEDURES

137 Mountain View Hospital

| Procedure APG category | | | | |
|------------------------|---|---------|-------------|-----------------------------|
| Procedure APG | | TOTAL # | AVE TOT CHR | AVE TOT CHR(ALL Hospitals) |
| 01 | INTEGUMENTARY SYSTEM | 92 | \$3,058 | \$2,720 |
| | 002 SUPERFICIAL NEEDLE BIOPSY AND ASPIRATION | 9 | \$2,017 | \$2,110 |
| | 003 COMPLEX INCISION AND DRAINAGE | 3 | \$3,886 | \$3,617 |
| | 006 SIMPLE DEBRIDEMENT AND DESTRUCTION | 1 | \$2,557 | \$2,265 |
| | 007 COMPLEX EXCISION, BIOPSY AND DEBRIDEMENT | 4 | \$4,436 | \$2,947 |
| | 008 SIMPLE EXCISION AND BIOPSY | 3 | \$2,302 | \$2,811 |
| | 009 COMPLEX SKIN REPAIRS INCL INTEGUMENT GRAFTS, TRANSFER & REARRAN | 28 | \$2,013 | \$3,441 |
| | 011 SIMPLE INCISION AND EXCISION OF BREAST | 36 | \$3,414 | \$2,717 |
| | 012 BREAST RECONSTRUCTION AND MASTECTOMY | 8 | \$5,632 | \$4,527 |
| 02 | MUSCULOSKELETAL SYSTEM | 414 | \$4,233 | \$3,739 |
| | 021 COMPLEX MUSCULOSKELETAL PROCEDURES EXCLUDING HAND AND FOOT | 34 | \$6,939 | \$5,677 |
| | 022 SIMPLE MUSCULOSKELETAL PROCEDURES EXCLUDING HAND AND FOOT | 14 | \$3,729 | \$3,550 |
| | 023 COMPLEX HAND AND FOOT MUSCULOSKELETAL PROCEDURES | 3 | \$4,218 | \$4,293 |
| | 024 SIMPLE HAND AND FOOT MUSCULOSKELETAL PROCEDURES | 52 | \$3,209 | \$2,497 |
| | 025 ARTHROSCOPY | 218 | \$4,249 | \$4,162 |
| | 027 SPLINT, STRAPPING AND CAST REMOVAL | 1 | \$2,498 | \$1,088 |
| | 028 CLOSED TREATMENT FX & DISLOCATION OF FINGER, TOE & TRUNK | 3 | \$1,876 | \$2,328 |
| | 029 CLOSED TREATMENT FX & DISLOCATION EXC FINGER, TOE & TRUNK | 12 | \$4,498 | \$2,873 |
| | 030 OPEN OR PERCUTANEOUS TREATMENT OF FRACTURES | 32 | \$6,597 | \$4,697 |
| | 031 BONE OR JOINT MANIPULATION UNDER ANESTHESIA | 17 | \$2,021 | \$2,274 |
| | 032 BUNION PROCEDURES | 6 | \$4,613 | \$3,289 |
| | 035 ARTHROCENTESIS AND LIGAMENT OR TENDON INJECTION | 22 | \$1,069 | \$792 |
| 03 | RESPIRATORY SYSTEM | 20 | \$1,712 | \$1,861 |
| | 052 NEEDLE AND CATHETER BIOPSY, ASPIRATION, LAVAGE AND INTUBATION | 14 | \$1,133 | \$1,117 |
| | 053 COMPLEX ENDOSCOPY OF THE UPPER AIRWAY | 5 | \$3,422 | \$3,101 |
| | 054 SIMPLE ENDOSCOPY OF THE UPPER AIRWAY | 1 | \$1,252 | \$1,025 |
| 04 | CARDIOVASCULAR SYSTEM | 24 | \$16,251 | \$11,714 |
| | 076 DIAGNOSTIC CARDIAC CATHETERIZATION | 1 | \$419 | \$7,275 |
| | 077 ANGIOPLASTY AND TRANSCATHETER PROCEDURES | 3 | \$5,249 | \$18,442 |
| | 078 PACEMAKER INSERTION AND REPLACEMENT | 15 | \$24,032 | \$20,119 |
| | 079 REMOVAL AND REVISION OF PACEMAKER AND VASCULAR DEVICE | 5 | \$2,674 | \$7,717 |
| 05 | HEMATOLOGIC, LYMPHATIC, AND ENDOCRINE | 54 | \$2,650 | \$4,419 |
| | 095 DEEP LYMPH STRUCTURE AND THYROID PROCEDURES | 17 | \$4,853 | \$4,406 |
| | 097 TRANSFUSION | 37 | \$1,638 | \$2,478 |
| 06 | DIGESTIVE SYSTEM | 1,411 | \$2,294 | \$1,962 |
| | 113 ANOSCOPY WITH BIOPSY AND DIAGNOSTIC PROCTOSIGMOIDOSCOPY | 6 | \$770 | \$984 |
| | 114 PROCTOSIGMOIDOSCOPY WITH EXCISION OR BIOPSY | 2 | \$893 | \$1,169 |
| | 115 DIAGNOSTIC UPPER GI ENDOSCOPY OR INTUBATION | 253 | \$1,109 | \$1,165 |
| | 116 THERAPEUTIC UPPER GI ENDOSCOPY OR INTUBATION | 100 | \$1,544 | \$1,658 |
| | 117 LOWER GASTROINTESTINAL ENDOSCOPY | 691 | \$1,127 | \$1,067 |
| | 118 ERCP AND MISCELLANEOUS GI ENDOSCOPY PROCEDURES | 3 | \$3,550 | \$3,503 |
| | 119 HERNIA AND HYDROCELE PROCEDURES | 92 | \$4,286 | \$3,280 |
| | 120 COMPLEX ANAL AND RECTAL PROCEDURES | 20 | \$3,125 | \$2,685 |
| | 122 MISCELLANEOUS ABDOMINAL PROCEDURES | 2 | \$3,995 | \$2,977 |
| | 123 COMPLEX LAPAROSCOPIC PROCEDURES | 242 | \$6,365 | \$5,679 |

AMB ST 1-5
UTAH HOSPITAL AND FREESTANDING AMBULATORY SURGERY CENTER (FASC) UTILIZATION AND CHARGE PROFILE OF OUTPATIENT SURGERY, 2005
PROCEDURE APG CATEGORY, PROCEDURE APG, SINGLE APG ONLY
BASED ON REPORTABLE* CPT-4 PROCEDURES

137 Mountain View Hospital

| procedure APG category | | | | |
|------------------------|--|---------|-------------|-----------------------------|
| Procedure APG | | TOTAL # | AVE TOT CHR | AVE TOT CHR(ALL Hospitals) |
| 07 | URINARY SYSTEM | 72 | \$4,215 | \$4,153 |
| | 133 URINARY CATHETERIZATION AND DILATATION | 2 | \$3,353 | \$3,375 |
| | 134 COMPLEX CYSTOURETHROSCOPY AND LITHOLAPAXY | 38 | \$4,671 | \$4,141 |
| | 135 MODERATE CYSTOURETHROSCOPY | 21 | \$3,366 | \$3,140 |
| | 136 SIMPLE CYSTOURETHROSCOPY | 8 | \$2,601 | \$2,217 |
| | 137 COMPLEX URETHRAL PROCEDURES | 2 | \$12,079 | \$4,424 |
| | 138 SIMPLE URETHRAL PROCEDURES | 1 | \$3,609 | \$1,708 |
| 08 | MALE GENITAL SYSTEM | 8 | \$3,183 | \$3,036 |
| | 151 TESTICULAR AND EPIDIDYMAL PROCEDURES | 2 | \$4,834 | \$2,586 |
| | 153 COMPLEX PENILE PROCEDURES | 1 | \$4,280 | \$3,166 |
| | 154 SIMPLE PENILE PROCEDURES | 4 | \$2,066 | \$1,905 |
| | 155 PROSTATE NEEDLE AND PUNCH BIOPSY | 1 | \$3,248 | \$3,040 |
| 09 | FEMALE GENITAL SYSTEM | 55 | \$3,999 | \$3,633 |
| | 176 COMPLEX FEMALE REPRODUCTIVE PROCEDURES | 17 | \$5,589 | \$4,657 |
| | 177 SIMPLE FEMALE REPRODUCTIVE PROCEDURES | 12 | \$2,608 | \$2,716 |
| | 178 DILATION AND CURETTAGE | 8 | \$2,202 | \$2,156 |
| | 179 HYSTEROSCOPY | 16 | \$4,442 | \$4,046 |
| | 180 COLPOSCOPY | 2 | \$2,466 | \$1,802 |
| 10 | NERVOUS SYSTEM | 84 | \$3,663 | \$1,539 |
| | 195 NERVOUS SYSTEM INJECTIONS, STIMULATIONS OR CRANIAL TAP | 36 | \$1,069 | \$994 |
| | 196 REVISION AND REMOVAL OF NEUROLOGICAL DEVICE | 1 | \$2,263 | \$5,892 |
| | 197 NEUROSTIMULATOR AND VENTRICULAR SHUNT IMPLANTATION | 6 | \$15,136 | \$20,573 |
| | 198 NERVE REPAIR AND DESTRUCTION | 28 | \$5,371 | \$2,246 |
| | 199 SPINAL TAP | 13 | \$1,980 | \$1,728 |
| 11 | EYE AND OCULAR ADNEXA | 55 | \$2,046 | \$2,803 |
| | 214 CATARACT PROCEDURES | 53 | \$1,933 | \$2,930 |
| | 221 COMPLEX REPAIR AND PLASTIC PROCEDURES OF EYE | 2 | \$5,032 | \$3,502 |
| 12 | FACIAL, EAR, NOSE, MOUTH AND THROAT | 202 | \$2,878 | \$2,232 |
| | 233 NASAL CAUTERIZATION AND PACKING | 4 | \$2,580 | \$2,648 |
| | 234 COMPLEX FACIAL AND ENT PROCEDURES | 16 | \$6,022 | \$4,546 |
| | 235 SIMPLE FACIAL AND ENT PROCEDURES | 22 | \$2,996 | \$1,623 |
| | 236 TONSIL AND ADENOID PROCEDURES | 160 | \$2,555 | \$2,001 |
| 13 | THERAPEUTIC AND OTHER RADIOLOGICAL PROCEDURES | 185 | \$1,597 | \$3,887 |
| | 253 VASCULAR RADIOLOGY EXCEPT FOR VENOGRAPHY OF EXTREMITY | 3 | \$8,234 | \$12,212 |
| | 254 MYELOGRAPHY | 12 | \$2,134 | \$2,899 |
| | 255 MISCELLANEOUS RADIOLOGICAL PROCEDURES WITH CONTRAST | 170 | \$1,442 | \$2,848 |

SOURCE: Utah Ambulatory Surgery Database

Utah Health Data Committee/Office of Health Care Statistics

Reportable* excludes codes in the former "Other" category and CPT blood draw codes in previous reports.

AMB ST 1-6
UTAH HOSPITAL AND FREESTANDING AMBULATORY SURGERY CENTER (FASC) UTILIZATION AND CHARGE PROFILE OF OUTPATIENT SURGERY, 2005
NUMBER OF SELECTED AMBULATORY SURGERY PATIENT VISITS BY PATIENT PROFILE

137 Mountain View Hospital

| Patient Profile | Patient Visits | | Patient Visits-All Hospitals | |
|----------------------------|----------------|------|------------------------------|------|
| | (#) | (%) | (#) | (%) |
| GENDER | | | | |
| Female | 2,063 | 53.2 | 121,269 | 54.3 |
| Male | 1,813 | 46.8 | 101,991 | 45.7 |
| Unknown | 0 | 0.0 | 13 | 0.0 |
| Not Reported | 0 | 0.0 | 5 | 0.0 |
| AGE | | | | |
| 1-28 days | 0 | 0.0 | 469 | 0.2 |
| 29-365 days | 36 | 0.9 | 3,008 | 1.3 |
| 1-4 years | 155 | 4.0 | 10,999 | 4.9 |
| 5-9 | 103 | 2.7 | 6,321 | 2.8 |
| 10-14 | 85 | 2.2 | 4,532 | 2.0 |
| 15-17 | 111 | 2.9 | 4,858 | 2.2 |
| 18-19 | 62 | 1.6 | 3,511 | 1.6 |
| 20-24 | 170 | 4.4 | 10,616 | 4.8 |
| 25-29 | 181 | 4.7 | 12,207 | 5.5 |
| 30-34 | 186 | 4.8 | 11,660 | 5.2 |
| 35-39 | 159 | 4.1 | 11,852 | 5.3 |
| 40-44 | 189 | 4.9 | 14,382 | 6.4 |
| 45-49 | 263 | 6.8 | 17,465 | 7.8 |
| 50-54 | 329 | 8.5 | 24,332 | 10.9 |
| 55-59 | 315 | 8.1 | 20,472 | 9.2 |
| 60-64 | 289 | 7.5 | 17,241 | 7.7 |
| 65-69 | 414 | 10.7 | 15,102 | 6.8 |
| 70-74 | 323 | 8.3 | 12,741 | 5.7 |
| 75-79 | 260 | 6.7 | 10,692 | 4.8 |
| 80-84 | 162 | 4.2 | 6,850 | 3.1 |
| 85-89 | 66 | 1.7 | 3,124 | 1.4 |
| 90 + | 18 | 0.5 | 842 | 0.4 |
| Not Reported | 0 | 0.0 | 471 | 0.2 |
| SOURCE OF ADMISSION | | | | |
| Physician Referral | 3,790 | 97.8 | 197,732 | 88.6 |
| Clinic Referral | 1 | 0.0 | 511 | 0.2 |
| HMO Referral | 0 | 0.0 | 3,452 | 1.5 |
| Other Hospital | 3 | 0.1 | 121 | 0.1 |
| Skilled Nursing Facility | 1 | 0.0 | 19 | 0.0 |
| Other Health Care Facility | 0 | 0.0 | 36 | 0.0 |
| Emergency Room | 81 | 2.1 | 4,092 | 1.8 |
| Court/Law Enforcement | 0 | 0.0 | 0 | 0.0 |
| Unknown | 0 | 0.0 | 7 | 0.0 |
| Not Reported | 0 | 0.0 | 17,308 | 7.8 |

(Continued)

AMB ST 1-6
UTAH HOSPITAL AND FREESTANDING AMBULATORY SURGERY CENTER (FASC) UTILIZATION AND CHARGE PROFILE OF OUTPATIENT SURGERY, 2005
NUMBER OF SELECTED AMBULATORY SURGERY PATIENT VISITS BY PATIENT PROFILE

137 Mountain View Hospital

| Patient Profile | Patient Visits | | Patient Visits-All Hospitals | |
|---|----------------|------|------------------------------|------|
| | (#) | (%) | (#) | (%) |
| DISCHARGE STATUS | | | | |
| Home or Self Care | 3,858 | 99.5 | 222,736 | 99.8 |
| Another Hospital | 1 | 0.0 | 119 | 0.1 |
| Skilled Nursing Facility | 6 | 0.2 | 104 | 0.0 |
| Intermediate Care Facility | 0 | 0.0 | 9 | 0.0 |
| Another Type of Institution | 0 | 0.0 | 26 | 0.0 |
| Under Care of Home Service | 11 | 0.3 | 191 | 0.1 |
| Left Against Medical Advice | 0 | 0.0 | 24 | 0.0 |
| Under Care of Home IV Provider | 0 | 0.0 | 11 | 0.0 |
| Expired | 0 | 0.0 | 12 | 0.0 |
| Unknown | 0 | 0.0 | 46 | 0.0 |
| Not Reported | 0 | 0.0 | 0 | 0.0 |
| PRIMARY PAYER | | | | |
| Medicare | 1,278 | 33.0 | 49,290 | 22.1 |
| Medicaid | 286 | 7.4 | 14,728 | 6.6 |
| Other government | 42 | 1.1 | 5,443 | 2.4 |
| Blue Cross/Blue Shield | 601 | 15.5 | 29,900 | 13.4 |
| Other Commercial | 233 | 6.0 | 14,398 | 6.4 |
| Managed Care(HMO, PPO) | 1,243 | 32.1 | 101,684 | 45.5 |
| Self Pay | 75 | 1.9 | 2,175 | 1.0 |
| Industrial & Worker Comp | 95 | 2.5 | 4,017 | 1.8 |
| Charity and Unclassified | 10 | 0.3 | 206 | 0.1 |
| Childrens Health Insurance | 0 | 0.0 | 197 | 0.1 |
| Unknown | 13 | 0.3 | 1,148 | 0.5 |
| Not Reported | 0 | 0.0 | 92 | 0.0 |
| LOCAL HEALTH DISTRICT OF PATIENT RESIDENCE | | | | |
| Bear River | 1 | 0.0 | 15,256 | 6.8 |
| Central Utah | 529 | 13.6 | 8,217 | 3.7 |
| Davis County | 6 | 0.2 | 22,608 | 10.1 |
| Salt Lake County | 28 | 0.7 | 78,843 | 35.3 |
| Southeastern Utah | 110 | 2.8 | 5,233 | 2.3 |
| Southwest Utah | 6 | 0.2 | 12,333 | 5.5 |
| Summit County | 0 | 0.0 | 3,135 | 1.4 |
| Tooele County | 5 | 0.1 | 4,296 | 1.9 |
| Tri-County | 5 | 0.1 | 5,769 | 2.6 |
| Utah County | 3,132 | 80.8 | 35,901 | 16.1 |
| Wasatch County | 10 | 0.3 | 1,724 | 0.8 |
| Weber County | 2 | 0.1 | 20,598 | 9.2 |
| Unknown Utah | 1 | 0.0 | 49 | 0.0 |
| Outside Utah | 41 | 1.1 | 9,153 | 4.1 |
| Unknown, Not Reported | 0 | 0.0 | 163 | 0.1 |

SOURCE: Utah Ambulatory Surgery Database,
Utah Health Data Committee/Office of Health Care Statistics.

AMB ST 1-1
UTAH HOSPITAL AND FREESTANDING AMBULATORY SURGERY CENTER (FASC) UTILIZATION AND CHARGE PROFILE OF OUTPATIENT SURGERY, 2005
NUMBER OF CPT-4 AND ICD-9 REPORTABLE* PROCEDURES BY SELECTED AMBULATORY SURGERY REPORTING CATEGORY

133 Mountain West Medical Center

| | Procedures Performed | | Procedures Performed-All Hospitals | |
|--|----------------------|-------|------------------------------------|-------|
| | (#) | (%) | (#) | (%) |
| Reporting Category(ICD-9-CM CODES) | 1,268 | 100.0 | 319,528 | 100.0 |
| Mastectomy (85.0-85.99) | 39 | 3.1 | 7,251 | 2.3 |
| Musculoskeletal (76.0-84.99) | 351 | 27.7 | 62,442 | 19.5 |
| Respiratory (30.0-34.99) | 5 | 0.4 | 3,352 | 1.0 |
| Cardiovascular (35.0-39.99) | 5 | 0.4 | 16,471 | 5.2 |
| Lymphatic/Hemetic (40.0-41.99) | 3 | 0.2 | 2,955 | 0.9 |
| Digestive System (42.0-54.99) | 348 | 27.4 | 105,537 | 33.0 |
| Urinary (55.0-59.99) | 19 | 1.5 | 8,250 | 2.6 |
| Male Genital (60.0-64.99) | 41 | 3.2 | 3,729 | 1.2 |
| Female Genital (65.0-71.99) | 70 | 5.5 | 14,736 | 4.6 |
| Endocrine/Nervous (01.0-07.99) | 73 | 5.8 | 30,031 | 9.4 |
| Eye (08.0-16.99) | 71 | 5.6 | 19,655 | 6.2 |
| Ear (18.0-20.99) | 47 | 3.7 | 15,107 | 4.7 |
| Nose, Mouth, Pharynx (21.0-29.99) | 196 | 15.5 | 30,012 | 9.4 |
| Reporting Category(CPT-4 CODES) | 1,569 | 100.0 | 307,031 | 100.0 |
| Mastectomy (19120-19220) | 29 | 1.8 | 3,138 | 1.0 |
| Musculoskeletal (20000-29909) | 412 | 26.3 | 61,634 | 20.1 |
| Respiratory (30000-32999 & 39501-39599) | 170 | 10.8 | 13,104 | 4.3 |
| Cardiovascular (33010-37799 & 93501-93660) | 10 | 0.6 | 37,099 | 12.1 |
| Lymphatic/Hemetic (38100-38999) | 4 | 0.3 | 2,706 | 0.9 |
| Digestive (40490-49999) | 514 | 32.8 | 114,818 | 37.4 |
| Urinary (50010-53899) | 39 | 2.5 | 8,591 | 2.8 |
| Male Genital (54000-55899) | 13 | 0.8 | 3,154 | 1.0 |
| Female Genital (56405-58999) | 78 | 5.0 | 11,166 | 3.6 |
| Endocrine/Nervous (60000-64999) | 70 | 4.5 | 31,549 | 10.3 |
| Eye (65091-68899) | 190 | 12.1 | 11,740 | 3.8 |
| Ear (69000-69979) | 40 | 2.5 | 8,332 | 2.7 |

SOURCE: Utah Ambulatory Surgery Database

Utah Health Data Committee/Office of Health Care Statistics.

Reportable* excludes codes in the former "Other" category and CPT blood draw codes in previous reports.

AMB ST 1-2
UTAH HOSPITAL AND FREESTANDING AMBULATORY SURGERY CENTER (FASC) UTILIZATION AND CHARGE PROFILE OF OUTPATIENT SURGERY, 2005
MOST COMMONLY PERFORMED CPT-4 AND ICD-9 REPORTABLE* PROCEDURES

133 Mountain West Medical Center

| ICD-9 CODE | ICD-9 DESCRIPTION | # | % | % ALL Hospitals |
|----------------------|-------------------------------------|-------|-------|-----------------|
| All ICD-9 Procedures | | 1,268 | 100.0 | 100.0 |
| 4523 | COLONOSCOPY | 99 | 7.8 | 7.33 |
| 283 | TONSILLECTOMY WITH ADENOIDECTOMY | 55 | 4.3 | 1.73 |
| 5123 | LAPAROSCOPIC CHOLECYSTECTOMY | 53 | 4.2 | 1.93 |
| 806 | EXCISION SEMILUNAR CARTILAGE KNEE | 49 | 3.9 | 1.77 |
| 8076 | SYNOVECTOMY OF KNEE | 49 | 3.9 | 0.38 |
| 2001 | MYRINGOTOMY WITH INSERTION OF TUBE | 39 | 3.1 | 3.86 |
| 4542 | ENDO POLYPECTOMY LARGE INTESTINE | 38 | 3.0 | 3.85 |
| 4516 | EGD W/CLOS BX | 34 | 2.7 | 5.33 |
| 640 | CIRCUMCISION | 32 | 2.5 | 0.23 |
| 8183 | OTHER REPAIR OF SHOULDER | 30 | 2.4 | 0.73 |
| 8521 | LOCAL EXCISION OF LESION OF BREAST | 28 | 2.2 | 0.91 |
| 1341 | PHACOEMULSIFICATION&ASPIR CATARACT | 24 | 1.9 | 1.43 |
| 1371 | INSRT IOL-CATARACT EXTRACT-1 STAGE | 24 | 1.9 | 1.42 |
| 2188 | OTHER SEPTOPLASTY | 23 | 1.8 | 0.60 |
| 0391 | INJECTION ANES-SPINAL CANAL ANALG | 22 | 1.7 | 2.49 |
| 2263 | ETHMOIDECTOMY | 22 | 1.7 | 0.50 |
| 2264 | SPHENOIDECTOMY | 22 | 1.7 | 0.06 |
| 0392 | INJECTION OTH AGT INTO SPINAL CANAL | 21 | 1.7 | 3.15 |
| 6823 | ENDOMETRIAL ABLATION | 20 | 1.6 | 0.59 |
| 8145 | OTHER REPAIR THE CRUCIATE LIGAMENTS | 19 | 1.5 | 0.54 |

| CPT-4 CODE | CPT-4 DESCRIPTION | # | % | % ALL Hospitals |
|----------------------|----------------------------------|-------|-------|-----------------|
| All CPT-4 Procedures | | 1,569 | 100.0 | 100.0 |
| 66984 | EXTRACAPSULAR CATARACT REMV IOL | 129 | 8.2 | 1.43 |
| 45378 | COLONOSCOPY FLEX; DX-SEP PROC | 110 | 7.0 | 7.15 |
| 45380 | COLONOSCOPY FLEX; W/BX 1/MX | 64 | 4.1 | 5.50 |
| 47562 | LAPAROSCOPY SURGICAL; CHOLECT | 54 | 3.4 | 0.72 |
| 29881 | SCOPE KNEE SURG;W/MENISCECT MED/ | 50 | 3.2 | 1.52 |
| 29876 | SCOPE KNEE SURG; SYNOVECTOMY MAJ | 49 | 3.1 | 0.11 |
| 43239 | UGI ENDO; W/BX 1/MX | 47 | 3.0 | 5.40 |
| 66821 | DISCISSION 2ND CATARACT; LASER S | 46 | 2.9 | 0.27 |
| 42820 | T&A; UNDER AGE 12 | 36 | 2.3 | 1.38 |
| 31255 | NASAL/SINUS ENDO; W/TOT ETHMOECT | 35 | 2.2 | 0.32 |
| 69436 | TYMPANOSTOMY GENERAL ANESTHESIA | 34 | 2.2 | 2.08 |
| 31267 | NASL/SINUS ENDO; W/TISS REMV MAX | 33 | 2.1 | 0.24 |
| 31288 | NASAL ENDO W/SPHENOIDOT; REMV TI | 31 | 2.0 | 0.06 |
| 62311 | INJ 1 NOT NEUROLYTIC-EPID; LUMB/ | 31 | 2.0 | 1.69 |
| 49505 | REPR INIT ING HERNIA 5YR/MORE; R | 28 | 1.8 | 0.95 |
| 43235 | UGI ENDO; DX W/VO CLCT SPECMN-SP | 27 | 1.7 | 1.34 |
| 30520 | SEPTOPLASTY/SUBMUCOS RES W/GFT | 24 | 1.5 | 0.71 |
| 29826 | SCOPE SHOULDER; DECOMP SUBACROM | 23 | 1.5 | 0.96 |
| 45385 | COLONOSCOPY FLEX; W/REMV LES-SNA | 20 | 1.3 | 1.80 |
| 58563 | HYSTEROSC SURG; W/ENDOMETRIAL AB | 20 | 1.3 | 0.46 |

SOURCE: Utah Ambulatory Surgery Database

Utah Health Data Committee/Office of Health Care Statistics

Reportable* excludes codes in the former "Other" category and CPT4 blood draw codes in previous reports.

AMB ST 1-3

UTAH HOSPITAL AND FREESTANDING AMBULATORY SURGERY CENTER (FASC) UTILIZATION AND CHARGE PROFILE OF OUTPATIENT SURGERY, 2005
 AVERAGE TOTAL CHARGES FOR MOST COMMONLY PERFORMED CPT-4 AND ICD-9 REPORTABLE* PROCEDURES, SINGLE ICD-9 OR CPT-4 ONLY

133 Mountain West Medical Center

| ICD-9 CODE | ICD-9 DESCRIPTION | # | AVE TOT CHR | AVE TOT CHR(ALL Hospitals) |
|------------------|-------------------------------------|-----|-------------|-----------------------------|
| ICD-9 Procedures | | 690 | \$5,787 | \$2,879 |
| 4523 | COLONOSCOPY | 98 | \$2,285 | \$903 |
| 5123 | LAPAROSCOPIC CHOLECYSTECTOMY | 52 | \$11,214 | \$5,675 |
| 283 | TONSILLECTOMY WITH ADENOIDECTOMY | 47 | \$4,368 | \$1,976 |
| 4516 | EGD W/CLOS BX | 32 | \$4,999 | \$1,210 |
| 4542 | ENDO POLYPECTOMY LARGE INTESTINE | 32 | \$4,931 | \$1,238 |
| 640 | CIRCUMCISION | 32 | \$501 | \$1,617 |
| 8521 | LOCAL EXCISION OF LESION OF BREAST | 24 | \$4,489 | \$2,505 |
| 8183 | OTHER REPAIR OF SHOULDER | 17 | \$13,106 | \$6,045 |
| 806 | EXCISION SEMILUNAR CARTILAGE KNEE | 16 | \$9,378 | \$3,682 |
| 8076 | SYNOVECTOMY OF KNEE | 15 | \$8,079 | \$3,962 |
| 4513 | OTHER ENDOSCOPY OF SMALL INTESTINE | 14 | \$3,313 | \$1,077 |
| 4525 | CLOS [ENDO] BX LARGE INTESTINE | 13 | \$5,299 | \$1,300 |
| 6823 | ENDOMETRIAL ABLATION | 12 | \$7,483 | \$4,658 |
| 1364 | DISCISSION OF SECONDARY MEMBRANE | 10 | \$1,070 | \$670 |
| 4836 | [ENDOSCOPIC] POLYPECTOMY OF RECTUM | 9 | \$5,560 | \$1,195 |
| 5303 | UNILAT REPR DIRECT ING HERN-GFT | 9 | \$8,269 | \$3,672 |
| 5304 | UNILAT REPR INDIRECT ING HERN-GFT | 9 | \$9,598 | \$3,549 |
| 8201 | EXPLORATION TENDON SHEATH HAND | 9 | \$4,044 | \$1,857 |
| 282 | TONSILLECTOMY WITHOUT ADENOIDECTOMY | 8 | \$5,237 | \$2,177 |
| 5341 | REPAIR UMBILICAL HERNIA W/PROSTH | 8 | \$7,780 | \$3,758 |

| CPT-4 CODE | CPT-4 DESCRIPTION | # | AVE TOT CHR | AVE TOT CHR(ALL Hospitals) |
|------------------|----------------------------------|-------|-------------|-----------------------------|
| CPT-4 Procedures | | 1,004 | \$5,335 | \$2,664 |
| 66984 | EXTRACAPSULAR CATARACT REMV IOL | 129 | \$4,171 | \$2,926 |
| 45378 | COLONOSCOPY FLEX; DX-SEP PROC | 109 | \$2,452 | \$907 |
| 45380 | COLONOSCOPY FLEX; W/BX 1/MX | 59 | \$4,973 | \$1,227 |
| 47562 | LAPAROSCOPY SURGICAL; CHOLECT | 53 | \$11,086 | \$5,216 |
| 66821 | DISCISSION 2ND CATARACT; LASER S | 46 | \$1,070 | \$712 |
| 43239 | UGI ENDO; W/BX 1/MX | 41 | \$4,948 | \$1,205 |
| 42820 | T&A; UNDER AGE 12 | 32 | \$4,245 | \$1,897 |
| 62311 | INJ 1 NOT NEUROLYTIC-EPID; LUMB/ | 31 | \$1,400 | \$941 |
| 49505 | REPR INIT ING HERNIA 5YR/MORE; R | 24 | \$8,880 | \$3,442 |
| 43235 | UGI ENDO; DX W/WO CLCT SPECMN-SP | 22 | \$3,236 | \$1,012 |
| 19120 | EXC BRST CYST TUMR/LES OPN M/F 1 | 19 | \$4,358 | \$2,463 |
| 29881 | SCOPE KNEE SURG;W/MENISCECT MED/ | 17 | \$9,643 | \$3,661 |
| 29876 | SCOPE KNEE SURG; SYNOVECTOMY MAJ | 16 | \$8,157 | \$4,446 |
| 42821 | T&A; AGE 12 OR OVER | 15 | \$4,653 | \$2,175 |
| 58563 | HYSTEROSC SURG; W/ENDOMETRIAL AB | 14 | \$7,397 | \$4,699 |
| 45385 | COLONOSCOPY FLEX; W/REMV LES-SNA | 12 | \$6,077 | \$1,353 |
| 49585 | REPR UMBIL HERNIA 5YR/OVER; RDUC | 11 | \$6,587 | \$3,244 |
| 19125 | EXC BRST LES ID RAD MARKR OPN;1 | 10 | \$5,049 | \$3,257 |
| 45384 | COLONOSCOPY FLEX; REMV LES-FORCE | 10 | \$4,828 | \$1,423 |
| 20680 | REMOVAL OF IMPLANT; DEEP | 9 | \$5,329 | \$2,573 |

SOURCE: Utah Ambulatory Surgery Database
 Reportable* excludes codes in the former "Other" category and CPT4 blood draw codes in previous reports.

AMB ST 1-4
UTAH HOSPITAL AND FREESTANDING AMBULATORY SURGERY CENTER (FASC) UTILIZATION AND CHARGE PROFILE OF OUTPATIENT SURGERY, 2005
PROCEDURE APG CATEGORY, PROCEDURE APG, BASED ON REPORTABLE* CPT-4 PROCEDURES

133 Mountain West Medical Center

| Procedure APG category | | TOTAL # | TOTAL # (ALL Hospitals) |
|------------------------|---|---------|-------------------------|
| Procedure APG | | | |
| 01 | INTEGUMENTARY SYSTEM | 49 | 9,625 |
| | 002 SUPERFICIAL NEEDLE BIOPSY AND ASPIRATION | 4 | 2,764 |
| | 007 COMPLEX EXCISION, BIOPSY AND DEBRIDEMENT | 3 | 1,172 |
| | 008 SIMPLE EXCISION AND BIOPSY | 4 | 975 |
| | 009 COMPLEX SKIN REPAIRS INCL INTEGUMENT GRAFTS, TRANSFER & REARRANGE | 9 | 1,274 |
| | 011 SIMPLE INCISION AND EXCISION OF BREAST | 29 | 2,672 |
| 02 | MUSCULOSKELETAL SYSTEM | 395 | 55,271 |
| | 021 COMPLEX MUSCULOSKELETAL PROCEDURES EXCLUDING HAND AND FOOT | 40 | 6,574 |
| | 022 SIMPLE MUSCULOSKELETAL PROCEDURES EXCLUDING HAND AND FOOT | 10 | 2,116 |
| | 023 COMPLEX HAND AND FOOT MUSCULOSKELETAL PROCEDURES | 2 | 1,982 |
| | 024 SIMPLE HAND AND FOOT MUSCULOSKELETAL PROCEDURES | 92 | 11,501 |
| | 025 ARTHROSCOPY | 198 | 23,586 |
| | 029 CLOSED TREATMENT FX & DISLOCATION EXC FINGER, TOE & TRUNK | 8 | 610 |
| | 030 OPEN OR PERCUTANEOUS TREATMENT OF FRACTURES | 13 | 4,047 |
| | 031 BONE OR JOINT MANIPULATION UNDER ANESTHESIA | 1 | 429 |
| | 032 BUNION PROCEDURES | 21 | 1,497 |
| | 033 ARTHROPLASTY | 1 | 534 |
| | 034 HAND AND FOOT TENOTOMY | 7 | 275 |
| | 035 ARTHROCENTESIS AND LIGAMENT OR TENDON INJECTION | 2 | 1,881 |
| 03 | RESPIRATORY SYSTEM | 128 | 7,516 |
| | 052 NEEDLE AND CATHETER BIOPSY, ASPIRATION, LAVAGE AND INTUBATION | 9 | 721 |
| | 053 COMPLEX ENDOSCOPY OF THE UPPER AIRWAY | 117 | 4,668 |
| | 055 ENDOSCOPY OF THE LOWER AIRWAY | 2 | 1,784 |
| 04 | CARDIOVASCULAR SYSTEM | 1 | 31,224 |
| | 080 MINOR VASCULAR REPAIR AND FISTULA CONSTRUCTION | 1 | 743 |
| 05 | HEMATOLOGIC, LYMPHATIC, AND ENDOCRINE | 7 | 2,858 |
| | 095 DEEP LYMPH STRUCTURE AND THYROID PROCEDURES | 6 | 1,920 |
| | 097 TRANSFUSION | 1 | 808 |
| 06 | DIGESTIVE SYSTEM | 460 | 103,000 |
| | 112 ESOPHAGEAL DILATION WITHOUT ENDOSCOPY | 6 | 1,254 |
| | 113 ANOSCOPY WITH BIOPSY AND DIAGNOSTIC PROCTOSIGMOIDOSCOPY | 3 | 683 |
| | 114 PROCTOSIGMOIDOSCOPY WITH EXCISION OR BIOPSY | 3 | 445 |
| | 115 DIAGNOSTIC UPPER GI ENDOSCOPY OR INTUBATION | 76 | 20,979 |
| | 116 THERAPEUTIC UPPER GI ENDOSCOPY OR INTUBATION | 11 | 5,802 |
| | 117 LOWER GASTROINTESTINAL ENDOSCOPY | 212 | 47,252 |
| | 119 HERNIA AND HYDROCELE PROCEDURES | 59 | 7,107 |
| | 120 COMPLEX ANAL AND RECTAL PROCEDURES | 5 | 966 |
| | 121 SIMPLE ANAL AND RECTAL PROCEDURES | 5 | 565 |
| | 123 COMPLEX LAPAROSCOPIC PROCEDURES | 80 | 14,888 |
| 07 | URINARY SYSTEM | 38 | 7,371 |
| | 131 RENAL EXTRACORPOREAL SHOCK WAVE LITHOTRIPSY | 7 | 766 |
| | 133 URINARY CATHETERIZATION AND DILATATION | 3 | 399 |
| | 134 COMPLEX CYSTOURETHROSCOPY AND LITHOLAPAXY | 8 | 3,433 |
| | 135 MODERATE CYSTOURETHROSCOPY | 12 | 1,850 |
| | 136 SIMPLE CYSTOURETHROSCOPY | 6 | 617 |
| | 137 COMPLEX URETHRAL PROCEDURES | 1 | 156 |

AMB ST 1-4
UTAH HOSPITAL AND FREESTANDING AMBULATORY SURGERY CENTER (FASC) UTILIZATION AND CHARGE PROFILE OF OUTPATIENT SURGERY, 2005
PROCEDURE APG CATEGORY, PROCEDURE APG, BASED ON REPORTABLE* CPT-4 PROCEDURES

133 Mountain West Medical Center

| procedure APG category | | TOTAL # | TOTAL # (ALL Hospitals) |
|------------------------|--|---------|-------------------------|
| procedure APG | | | |
| | 138 SIMPLE URETHRAL PROCEDURES | 1 | 149 |
| 08 | MALE GENITAL SYSTEM | 13 | 2,798 |
| | 151 TESTICULAR AND EPIDIDYMAL PROCEDURES | 8 | 1,409 |
| | 152 INSERTION OF PENILE PROSTHESIS | 1 | 85 |
| | 154 SIMPLE PENILE PROCEDURES | 4 | 711 |
| 09 | FEMALE GENITAL SYSTEM | 52 | 6,527 |
| | 176 COMPLEX FEMALE REPRODUCTIVE PROCEDURES | 15 | 1,506 |
| | 177 SIMPLE FEMALE REPRODUCTIVE PROCEDURES | 4 | 1,484 |
| | 179 HYSTEROSCOPY | 33 | 2,678 |
| 10 | NERVOUS SYSTEM | 51 | 27,778 |
| | 195 NERVOUS SYSTEM INJECTIONS, STIMULATIONS OR CRANIAL TAP | 32 | 21,371 |
| | 197 NEUROSTIMULATOR AND VENTRICULAR SHUNT IMPLANTATION | 3 | 776 |
| | 198 NERVE REPAIR AND DESTRUCTION | 14 | 4,700 |
| | 199 SPINAL TAP | 2 | 702 |
| 11 | EYE AND OCULAR ADNEXA | 189 | 11,487 |
| | 213 LASER EYE PROCEDURES | 46 | 877 |
| | 214 CATARACT PROCEDURES | 130 | 4,675 |
| | 215 COMPLEX ANTERIOR SEGMENT EYE PROCEDURES | 6 | 528 |
| | 220 STRABISMUS AND MUSCLE EYE PROCEDURES | 4 | 905 |
| | 222 SIMPLE REPAIR AND PLASTIC PROCEDURES OF EYE | 3 | 630 |
| 12 | FACIAL, EAR, NOSE, MOUTH AND THROAT | 156 | 28,941 |
| | 233 NASAL CAUTERIZATION AND PACKING | 2 | 204 |
| | 234 COMPLEX FACIAL AND ENT PROCEDURES | 32 | 5,313 |
| | 235 SIMPLE FACIAL AND ENT PROCEDURES | 53 | 14,825 |
| | 236 TONSIL AND ADENOID PROCEDURES | 69 | 8,558 |
| 13 | THERAPEUTIC AND OTHER RADIOLOGICAL PROCEDURES | 12 | 3,489 |
| | 254 MYELOGRAPHY | 4 | 307 |
| | 255 MISCELLANEOUS RADIOLOGICAL PROCEDURES WITH CONTRAST | 8 | 1,673 |

SOURCE: Utah Ambulatory Surgery Database

Utah Health Data Committee/Office of Health Care Statistics

Reportable* excludes codes in the former "Other" category and CPT blood draw codes in previous reports.

AMB ST 1-5
UTAH HOSPITAL AND FREESTANDING AMBULATORY SURGERY CENTER (FASC) UTILIZATION AND CHARGE PROFILE OF OUTPATIENT SURGERY, 2005
PROCEDURE APG CATEGORY, PROCEDURE APG, SINGLE APG ONLY
BASED ON REPORTABLE* CPT-4 PROCEDURES

133 Mountain West Medical Center

| Procedure APG category | Procedure APG | TOTAL # | AVE TOT CHR | AVE TOT CHR(ALL Hospitals) |
|------------------------|---|---------|-------------|-----------------------------|
| 01 | INTEGUMENTARY SYSTEM | 48 | \$3,935 | \$2,720 |
| | 002 SUPERFICIAL NEEDLE BIOPSY AND ASPIRATION | 4 | \$2,022 | \$2,110 |
| | 007 COMPLEX EXCISION, BIOPSY AND DEBRIDEMENT | 3 | \$6,158 | \$2,947 |
| | 008 SIMPLE EXCISION AND BIOPSY | 3 | \$3,811 | \$2,811 |
| | 009 COMPLEX SKIN REPAIRS INCL INTEGUMENT GRAFTS, TRANSFER & REARRAN | 9 | \$1,951 | \$3,441 |
| | 011 SIMPLE INCISION AND EXCISION OF BREAST | 29 | \$4,597 | \$2,717 |
| 02 | MUSCULOSKELETAL SYSTEM | 171 | \$8,094 | \$3,739 |
| | 021 COMPLEX MUSCULOSKELETAL PROCEDURES EXCLUDING HAND AND FOOT | 26 | \$11,310 | \$5,677 |
| | 022 SIMPLE MUSCULOSKELETAL PROCEDURES EXCLUDING HAND AND FOOT | 7 | \$5,222 | \$3,550 |
| | 023 COMPLEX HAND AND FOOT MUSCULOSKELETAL PROCEDURES | 2 | \$11,315 | \$4,293 |
| | 024 SIMPLE HAND AND FOOT MUSCULOSKELETAL PROCEDURES | 51 | \$5,063 | \$2,497 |
| | 025 ARTHROSCOPY | 53 | \$10,067 | \$4,162 |
| | 029 CLOSED TREATMENT FX & DISLOCATION EXC FINGER, TOE & TRUNK | 8 | \$3,805 | \$2,873 |
| | 030 OPEN OR PERCUTANEOUS TREATMENT OF FRACTURES | 13 | \$9,998 | \$4,697 |
| | 032 BUNION PROCEDURES | 8 | \$7,992 | \$3,289 |
| | 033 ARTHROPLASTY | 1 | \$7,316 | \$5,262 |
| | 034 HAND AND FOOT TENOTOMY | 1 | \$4,755 | \$2,079 |
| | 035 ARTHROCENTESIS AND LIGAMENT OR TENDON INJECTION | 1 | \$2,584 | \$792 |
| 03 | RESPIRATORY SYSTEM | 12 | \$1,622 | \$1,861 |
| | 052 NEEDLE AND CATHETER BIOPSY, ASPIRATION, LAVAGE AND INTUBATION | 9 | \$750 | \$1,117 |
| | 053 COMPLEX ENDOSCOPY OF THE UPPER AIRWAY | 2 | \$3,828 | \$3,101 |
| | 055 ENDOSCOPY OF THE LOWER AIRWAY | 1 | \$5,052 | \$2,026 |
| 04 | CARDIOVASCULAR SYSTEM | 1 | \$6,036 | \$11,714 |
| | 080 MINOR VASCULAR REPAIR AND FISTULA CONSTRUCTION | 1 | \$6,036 | \$4,543 |
| 05 | HEMATOLOGIC, LYMPHATIC, AND ENDOCRINE | 6 | \$9,376 | \$4,419 |
| | 095 DEEP LYMPH STRUCTURE AND THYROID PROCEDURES | 6 | \$9,376 | \$4,406 |
| 06 | DIGESTIVE SYSTEM | 383 | \$5,395 | \$1,962 |
| | 113 ANOSCOPY WITH BIOPSY AND DIAGNOSTIC PROCTOSIGMOIDOSCOPY | 1 | \$4,995 | \$984 |
| | 114 PROCTOSIGMOIDOSCOPY WITH EXCISION OR BIOPSY | 3 | \$3,642 | \$1,169 |
| | 115 DIAGNOSTIC UPPER GI ENDOSCOPY OR INTUBATION | 63 | \$4,350 | \$1,165 |
| | 116 THERAPEUTIC UPPER GI ENDOSCOPY OR INTUBATION | 9 | \$1,834 | \$1,658 |
| | 117 LOWER GASTROINTESTINAL ENDOSCOPY | 192 | \$3,586 | \$1,067 |
| | 119 HERNIA AND HYDROCELE PROCEDURES | 45 | \$8,093 | \$3,280 |
| | 120 COMPLEX ANAL AND RECTAL PROCEDURES | 5 | \$4,909 | \$2,685 |
| | 121 SIMPLE ANAL AND RECTAL PROCEDURES | 3 | \$4,590 | \$1,870 |
| | 123 COMPLEX LAPAROSCOPIC PROCEDURES | 62 | \$10,785 | \$5,679 |
| 07 | URINARY SYSTEM | 25 | \$6,542 | \$4,153 |
| | 131 RENAL EXTRACORPOREAL SHOCK WAVE LITHOTRIPSY | 7 | \$8,647 | \$7,665 |
| | 133 URINARY CATHETERIZATION AND DILATATION | 2 | \$1,092 | \$3,375 |
| | 134 COMPLEX CYSTOURETHROSCOPY AND LITHOLAPAXY | 3 | \$9,916 | \$4,141 |
| | 135 MODERATE CYSTOURETHROSCOPY | 6 | \$5,246 | \$3,140 |
| | 136 SIMPLE CYSTOURETHROSCOPY | 5 | \$5,183 | \$2,217 |
| | 137 COMPLEX URETHRAL PROCEDURES | 1 | \$5,670 | \$4,424 |
| | 138 SIMPLE URETHRAL PROCEDURES | 1 | \$8,032 | \$1,708 |
| 08 | MALE GENITAL SYSTEM | 6 | \$6,192 | \$3,036 |

AMB ST 1-5
UTAH HOSPITAL AND FREESTANDING AMBULATORY SURGERY CENTER (FASC) UTILIZATION AND CHARGE PROFILE OF OUTPATIENT SURGERY, 2005
PROCEDURE APG CATEGORY, PROCEDURE APG, SINGLE APG ONLY
BASED ON REPORTABLE* CPT-4 PROCEDURES

133 Mountain West Medical Center

| procedure APG category Procedure APG | TOTAL # | AVE TOT CHR | AVE TOT CHR(ALL Hospitals) |
|--|---------|-------------|-----------------------------|
| 151 TESTICULAR AND EPIDIDYMAL PROCEDURES | 2 | \$5,257 | \$2,586 |
| 152 INSERTION OF PENILE PROSTHESIS | 1 | \$14,549 | \$16,730 |
| 154 SIMPLE PENILE PROCEDURES | 3 | \$4,030 | \$1,905 |
| 09 FEMALE GENITAL SYSTEM | 34 | \$7,468 | \$3,633 |
| 176 COMPLEX FEMALE REPRODUCTIVE PROCEDURES | 11 | \$10,002 | \$4,657 |
| 177 SIMPLE FEMALE REPRODUCTIVE PROCEDURES | 4 | \$3,954 | \$2,716 |
| 179 HYSTEROSCOPY | 19 | \$6,741 | \$4,046 |
| 10 NERVOUS SYSTEM | 43 | \$2,526 | \$1,539 |
| 195 NERVOUS SYSTEM INJECTIONS, STIMULATIONS OR CRANIAL TAP | 32 | \$1,384 | \$994 |
| 197 NEUROSTIMULATOR AND VENTRICULAR SHUNT IMPLANTATION | 1 | \$20,271 | \$20,573 |
| 198 NERVE REPAIR AND DESTRUCTION | 8 | \$4,826 | \$2,246 |
| 199 SPINAL TAP | 2 | \$2,734 | \$1,728 |
| 11 EYE AND OCULAR ADNEXA | 187 | \$3,421 | \$2,803 |
| 213 LASER EYE PROCEDURES | 46 | \$1,070 | \$725 |
| 214 CATARACT PROCEDURES | 130 | \$4,170 | \$2,930 |
| 215 COMPLEX ANTERIOR SEGMENT EYE PROCEDURES | 4 | \$2,817 | \$2,675 |
| 220 STRABISMUS AND MUSCLE EYE PROCEDURES | 4 | \$5,550 | \$2,332 |
| 222 SIMPLE REPAIR AND PLASTIC PROCEDURES OF EYE | 3 | \$4,950 | \$2,026 |
| 12 FACIAL, EAR, NOSE, MOUTH AND THROAT | 70 | \$4,467 | \$2,232 |
| 234 COMPLEX FACIAL AND ENT PROCEDURES | 3 | \$12,006 | \$4,546 |
| 235 SIMPLE FACIAL AND ENT PROCEDURES | 11 | \$2,396 | \$1,623 |
| 236 TONSIL AND ADENOID PROCEDURES | 56 | \$4,470 | \$2,001 |
| 13 THERAPEUTIC AND OTHER RADIOLOGICAL PROCEDURES | 10 | \$3,483 | \$3,887 |
| 254 MYELOGRAPHY | 2 | \$5,845 | \$2,899 |
| 255 MISCELLANEOUS RADIOLOGICAL PROCEDURES WITH CONTRAST | 8 | \$2,893 | \$2,848 |

SOURCE: Utah Ambulatory Surgery Database
Utah Health Data Committee/Office of Health Care Statistics
Reportable* excludes codes in the former "Other" category and CPT blood draw codes in previous reports.

AMB ST 1-6
UTAH HOSPITAL AND FREESTANDING AMBULATORY SURGERY CENTER (FASC) UTILIZATION AND CHARGE PROFILE OF OUTPATIENT SURGERY, 2005
NUMBER OF SELECTED AMBULATORY SURGERY PATIENT VISITS BY PATIENT PROFILE

133 Mountain West Medical Center

| Patient Profile | Patient Visits | | Patient Visits-All Hospitals | |
|----------------------------|----------------|------|------------------------------|------|
| | (#) | (%) | (#) | (%) |
| GENDER | | | | |
| Female | 682 | 52.7 | 121,269 | 54.3 |
| Male | 612 | 47.3 | 101,991 | 45.7 |
| Unknown | 0 | 0.0 | 13 | 0.0 |
| Not Reported | 0 | 0.0 | 5 | 0.0 |
| AGE | | | | |
| 1-28 days | 20 | 1.5 | 469 | 0.2 |
| 29-365 days | 22 | 1.7 | 3,008 | 1.3 |
| 1-4 years | 36 | 2.8 | 10,999 | 4.9 |
| 5-9 | 30 | 2.3 | 6,321 | 2.8 |
| 10-14 | 31 | 2.4 | 4,532 | 2.0 |
| 15-17 | 32 | 2.5 | 4,858 | 2.2 |
| 18-19 | 9 | 0.7 | 3,511 | 1.6 |
| 20-24 | 44 | 3.4 | 10,616 | 4.8 |
| 25-29 | 69 | 5.3 | 12,207 | 5.5 |
| 30-34 | 84 | 6.5 | 11,660 | 5.2 |
| 35-39 | 88 | 6.8 | 11,852 | 5.3 |
| 40-44 | 91 | 7.0 | 14,382 | 6.4 |
| 45-49 | 120 | 9.3 | 17,465 | 7.8 |
| 50-54 | 117 | 9.0 | 24,332 | 10.9 |
| 55-59 | 90 | 7.0 | 20,472 | 9.2 |
| 60-64 | 77 | 6.0 | 17,241 | 7.7 |
| 65-69 | 91 | 7.0 | 15,102 | 6.8 |
| 70-74 | 77 | 6.0 | 12,741 | 5.7 |
| 75-79 | 76 | 5.9 | 10,692 | 4.8 |
| 80-84 | 54 | 4.2 | 6,850 | 3.1 |
| 85-89 | 30 | 2.3 | 3,124 | 1.4 |
| 90 + | 6 | 0.5 | 842 | 0.4 |
| Not Reported | 20 | 1.5 | 471 | 0.2 |
| SOURCE OF ADMISSION | | | | |
| Physician Referral | 1,291 | 99.8 | 197,732 | 88.6 |
| Clinic Referral | 0 | 0.0 | 511 | 0.2 |
| HMO Referral | 0 | 0.0 | 3,452 | 1.5 |
| Other Hospital | 1 | 0.1 | 121 | 0.1 |
| Skilled Nursing Facility | 1 | 0.1 | 19 | 0.0 |
| Other Health Care Facility | 0 | 0.0 | 36 | 0.0 |
| Emergency Room | 1 | 0.1 | 4,092 | 1.8 |
| Court/Law Enforcement | 0 | 0.0 | 0 | 0.0 |
| Unknown | 0 | 0.0 | 7 | 0.0 |
| Not Reported | 0 | 0.0 | 17,308 | 7.8 |

(Continued)

AMB ST 1-6
UTAH HOSPITAL AND FREESTANDING AMBULATORY SURGERY CENTER (FASC) UTILIZATION AND CHARGE PROFILE OF OUTPATIENT SURGERY, 2005
NUMBER OF SELECTED AMBULATORY SURGERY PATIENT VISITS BY PATIENT PROFILE

133 Mountain West Medical Center

| Patient Profile | Patient Visits | | Patient Visits-All Hospitals | |
|---|----------------|------|------------------------------|------|
| | (#) | (%) | (#) | (%) |
| DISCHARGE STATUS | | | | |
| Home or Self Care | 1,293 | 99.9 | 222,736 | 99.8 |
| Another Hospital | 0 | 0.0 | 119 | 0.1 |
| Skilled Nursing Facility | 1 | 0.1 | 104 | 0.0 |
| Intermediate Care Facility | 0 | 0.0 | 9 | 0.0 |
| Another Type of Institution | 0 | 0.0 | 26 | 0.0 |
| Under Care of Home Service | 0 | 0.0 | 191 | 0.1 |
| Left Against Medical Advice | 0 | 0.0 | 24 | 0.0 |
| Under Care of Home IV Provider | 0 | 0.0 | 11 | 0.0 |
| Expired | 0 | 0.0 | 12 | 0.0 |
| Unknown | 0 | 0.0 | 46 | 0.0 |
| Not Reported | 0 | 0.0 | 0 | 0.0 |
| PRIMARY PAYER | | | | |
| Medicare | 324 | 25.0 | 49,290 | 22.1 |
| Medicaid | 96 | 7.4 | 14,728 | 6.6 |
| Other government | 23 | 1.8 | 5,443 | 2.4 |
| Blue Cross/Blue Shield | 225 | 17.4 | 29,900 | 13.4 |
| Other Commercial | 95 | 7.3 | 14,398 | 6.4 |
| Managed Care(HMO, PPO) | 505 | 39.0 | 101,684 | 45.5 |
| Self Pay | 7 | 0.5 | 2,175 | 1.0 |
| Industrial & Worker Comp | 19 | 1.5 | 4,017 | 1.8 |
| Charity and Unclassified | 0 | 0.0 | 206 | 0.1 |
| Childrens Health Insurance | 0 | 0.0 | 197 | 0.1 |
| Unknown | 0 | 0.0 | 1,148 | 0.5 |
| Not Reported | 0 | 0.0 | 92 | 0.0 |
| LOCAL HEALTH DISTRICT OF PATIENT RESIDENCE | | | | |
| Bear River | 0 | 0.0 | 15,256 | 6.8 |
| Central Utah | 3 | 0.2 | 8,217 | 3.7 |
| Davis County | 2 | 0.2 | 22,608 | 10.1 |
| Salt Lake County | 10 | 0.8 | 78,843 | 35.3 |
| Southeastern Utah | 1 | 0.1 | 5,233 | 2.3 |
| Southwest Utah | 0 | 0.0 | 12,333 | 5.5 |
| Summit County | 0 | 0.0 | 3,135 | 1.4 |
| Tooele County | 1,265 | 97.8 | 4,296 | 1.9 |
| Tri-County | 0 | 0.0 | 5,769 | 2.6 |
| Utah County | 1 | 0.1 | 35,901 | 16.1 |
| Wasatch County | 0 | 0.0 | 1,724 | 0.8 |
| Weber County | 2 | 0.2 | 20,598 | 9.2 |
| Unknown Utah | 0 | 0.0 | 49 | 0.0 |
| Outside Utah | 10 | 0.8 | 9,153 | 4.1 |
| Unknown, Not Reported | 0 | 0.0 | 163 | 0.1 |

SOURCE: Utah Ambulatory Surgery Database,
Utah Health Data Committee/Office of Health Care Statistics.

AMB ST 1-1
UTAH HOSPITAL AND FREESTANDING AMBULATORY SURGERY CENTER (FASC) UTILIZATION AND CHARGE PROFILE OF OUTPATIENT SURGERY, 2005
NUMBER OF CPT-4 AND ICD-9 REPORTABLE* PROCEDURES BY SELECTED AMBULATORY SURGERY REPORTING CATEGORY

142 Ogden Regional Medical Center

| | Procedures Performed | | Procedures Performed-All Hospitals | |
|--|----------------------|-------|------------------------------------|-------|
| | (#) | (%) | (#) | (%) |
| Reporting Category(ICD-9-CM CODES) | 11,276 | 100.0 | 319,528 | 100.0 |
| Mastectomy (85.0-85.99) | 153 | 1.4 | 7,251 | 2.3 |
| Musculoskeletal (76.0-84.99) | 1,645 | 14.6 | 62,442 | 19.5 |
| Respiratory (30.0-34.99) | 62 | 0.5 | 3,352 | 1.0 |
| Cardiovascular (35.0-39.99) | 189 | 1.7 | 16,471 | 5.2 |
| Lymphatic/Hemetic (40.0-41.99) | 57 | 0.5 | 2,955 | 0.9 |
| Digestive System (42.0-54.99) | 3,223 | 28.6 | 105,537 | 33.0 |
| Urinary (55.0-59.99) | 212 | 1.9 | 8,250 | 2.6 |
| Male Genital (60.0-64.99) | 75 | 0.7 | 3,729 | 1.2 |
| Female Genital (65.0-71.99) | 974 | 8.6 | 14,736 | 4.6 |
| Endocrine/Nervous (01.0-07.99) | 1,971 | 17.5 | 30,031 | 9.4 |
| Eye (08.0-16.99) | 794 | 7.0 | 19,655 | 6.2 |
| Ear (18.0-20.99) | 682 | 6.0 | 15,107 | 4.7 |
| Nose, Mouth, Pharynx (21.0-29.99) | 1,239 | 11.0 | 30,012 | 9.4 |
| Reporting Category(CPT-4 CODES) | 12,272 | 100.0 | 307,031 | 100.0 |
| Mastectomy (19120-19220) | 84 | 0.7 | 3,138 | 1.0 |
| Musculoskeletal (20000-29909) | 1,939 | 15.8 | 61,634 | 20.1 |
| Respiratory (30000-32999 & 39501-39599) | 689 | 5.6 | 13,104 | 4.3 |
| Cardiovascular (33010-37799 & 93501-93660) | 1,945 | 15.8 | 37,099 | 12.1 |
| Lymphatic/Hemetic (38100-38999) | 50 | 0.4 | 2,706 | 0.9 |
| Digestive (40490-49999) | 3,873 | 31.6 | 114,818 | 37.4 |
| Urinary (50010-53899) | 386 | 3.1 | 8,591 | 2.8 |
| Male Genital (54000-55899) | 66 | 0.5 | 3,154 | 1.0 |
| Female Genital (56405-58999) | 796 | 6.5 | 11,166 | 3.6 |
| Endocrine/Nervous (60000-64999) | 1,633 | 13.3 | 31,549 | 10.3 |
| Eye (65091-68899) | 433 | 3.5 | 11,740 | 3.8 |
| Ear (69000-69979) | 378 | 3.1 | 8,332 | 2.7 |

SOURCE: Utah Ambulatory Surgery Database

Utah Health Data Committee/Office of Health Care Statistics.

Reportable* excludes codes in the former "Other" category and CPT blood draw codes in previous reports.

AMB ST 1-2
UTAH HOSPITAL AND FREESTANDING AMBULATORY SURGERY CENTER (FASC) UTILIZATION AND CHARGE PROFILE OF OUTPATIENT SURGERY, 2005
MOST COMMONLY PERFORMED CPT-4 AND ICD-9 REPORTABLE* PROCEDURES

142 Ogden Regional Medical Center

| ICD-9 CODE | ICD-9 DESCRIPTION | # | % | % ALL Hospitals |
|----------------------|-------------------------------------|--------|-------|-----------------|
| All ICD-9 Procedures | | 11,276 | 100.0 | 100.0 |
| 4523 | COLONOSCOPY | 950 | 8.4 | 7.33 |
| 0392 | INJECTION OTH AGT INTO SPINAL CANAL | 853 | 7.6 | 3.15 |
| 0391 | INJECTION ANES-SPINAL CANAL ANALG | 820 | 7.3 | 2.49 |
| 4516 | EGD W/CLOS BX | 606 | 5.4 | 5.33 |
| 2001 | MYRINGOTOMY WITH INSERTION OF TUBE | 552 | 4.9 | 3.86 |
| 4542 | ENDO POLYPECTOMY LARGE INTESTINE | 336 | 3.0 | 3.85 |
| 283 | TONSILLECTOMY WITH ADENOIDECTOMY | 322 | 2.9 | 1.73 |
| 1371 | INSRT IOL-CATARACT EXTRACT-1 STAGE | 289 | 2.6 | 1.42 |
| 1341 | PHACOEMULSIFICATION&ASPIR CATARACT | 287 | 2.5 | 1.43 |
| 4525 | CLOS [ENDO] BX LARGE INTESTINE | 187 | 1.7 | 2.58 |
| 5123 | LAPAROSCOPIC CHOLECYSTECTOMY | 183 | 1.6 | 1.93 |
| 806 | EXCISION SEMILUNAR CARTILAGE KNEE | 154 | 1.4 | 1.77 |
| 282 | TONSILLECTOMY WITHOUT ADENOIDECTOMY | 142 | 1.3 | 0.65 |
| 6823 | ENDOMETRIAL ABLATION | 138 | 1.2 | 0.59 |
| 4292 | DILATION OF ESOPHAGUS | 128 | 1.1 | 1.37 |
| 4513 | OTHER ENDOSCOPY OF SMALL INTESTINE | 126 | 1.1 | 2.02 |
| 2169 | OTHER TURBINECTOMY | 118 | 1.0 | 0.67 |
| 2188 | OTHER SEPTOPLASTY | 112 | 1.0 | 0.60 |
| 6909 | OTHER DILATION&CURETTAGE OF UTERUS | 110 | 1.0 | 0.47 |
| 6952 | ASPIRATION CURET FOLLOWING DELIV/AB | 98 | 0.9 | 0.48 |

| CPT-4 CODE | CPT-4 DESCRIPTION | # | % | % ALL Hospitals |
|----------------------|-----------------------------------|--------|-------|-----------------|
| All CPT-4 Procedures | | 12,272 | 100.0 | 100.0 |
| 45378 | COLONOSCOPY FLEX; DX-SEP PROC | 950 | 7.7 | 7.15 |
| 62311 | INJ 1 NOT NEUROLYTIC-EPID; LUMB/ | 612 | 5.0 | 1.69 |
| 43239 | UGI ENDO; W/BX 1/MX | 605 | 4.9 | 5.40 |
| 45380 | COLONOSCOPY FLEX; W/BX 1/MX | 349 | 2.8 | 5.50 |
| 66984 | EXTRACAPSULAR CATARACT REMV IOL | 288 | 2.3 | 1.43 |
| 69436 | TYMPANOSTOMY GENERAL ANESTHESIA | 282 | 2.3 | 2.08 |
| 42820 | T&A; UNDER AGE 12 | 258 | 2.1 | 1.38 |
| 62310 | INJ 1 NOT NEUROLYTIC-EPID;CERV/T | 258 | 2.1 | 0.36 |
| 93556 | IMAG SUPERVS I&R-CATH; PULM ANGI | 196 | 1.6 | 1.20 |
| 93545 | INJ PROC-CATH; SELECT CORONRY AN | 195 | 1.6 | 1.40 |
| 93543 | INJ PROC-CATH; LT VENT/ATRIAL AN | 179 | 1.5 | 1.32 |
| 93555 | IMAG SUPERVS I&R-CATH; VENT/ATRI | 179 | 1.5 | 1.16 |
| 93510 | LT HRT CATH RETRO-BRACH/FEM; PER | 161 | 1.3 | 1.12 |
| 45385 | COLONOSCOPY FLEX; W/REMV LES-SNA | 133 | 1.1 | 1.80 |
| 36430 | TRANSFUSION BLOOD/BLOOD COMPONENT | 132 | 1.1 | 0.26 |
| 58563 | HYSTEROSC SURG; W/ENDOMETRIAL AB | 129 | 1.1 | 0.46 |
| 42826 | TONSILLECTOMY PRIM/SEC; AGE 12/O | 126 | 1.0 | 0.54 |
| 29881 | SCOPE KNEE SURG;W/MENISCECT MED/ | 122 | 1.0 | 1.52 |
| 30520 | SEPTOPLASTY/SUBMUCOS RES W/GFT | 112 | 0.9 | 0.71 |
| 49505 | REPR INIT ING HERNIA 5YR/MORE; R | 112 | 0.9 | 0.95 |

SOURCE: Utah Ambulatory Surgery Database

Utah Health Data Committee/Office of Health Care Statistics

Reportable* excludes codes in the former "Other" category and CPT4 blood draw codes in previous reports.

AMB ST 1-3

UTAH HOSPITAL AND FREESTANDING AMBULATORY SURGERY CENTER (FASC) UTILIZATION AND CHARGE PROFILE OF OUTPATIENT SURGERY, 2005
 AVERAGE TOTAL CHARGES FOR MOST COMMONLY PERFORMED CPT-4 AND ICD-9 REPORTABLE* PROCEDURES, SINGLE ICD-9 OR CPT-4 ONLY

142 Ogden Regional Medical Center

| ICD-9 CODE | ICD-9 DESCRIPTION | # | AVE TOT CHRG | AVE TOT CHRG(ALL Hospitals) |
|------------------|-------------------------------------|-------|--------------|------------------------------|
| ICD-9 Procedures | | 4,697 | \$3,611 | \$2,879 |
| 4523 | COLONOSCOPY | 866 | \$1,037 | \$903 |
| 4516 | EGD W/CLOS BX | 426 | \$1,476 | \$1,210 |
| 4542 | ENDO POLYPECTOMY LARGE INTESTINE | 284 | \$1,925 | \$1,238 |
| 283 | TONSILLECTOMY WITH ADENOIDECTOMY | 254 | \$3,058 | \$1,976 |
| 5123 | LAPAROSCOPIC CHOLECYSTECTOMY | 164 | \$8,151 | \$5,675 |
| 4525 | CLOS [ENDO] BX LARGE INTESTINE | 131 | \$2,014 | \$1,300 |
| 282 | TONSILLECTOMY WITHOUT ADENOIDECTOMY | 110 | \$3,423 | \$2,177 |
| 6952 | ASPIRATION CURET FOLLOWING DELIV/AB | 95 | \$3,432 | \$2,176 |
| 6823 | ENDOMETRIAL ABLATION | 88 | \$7,304 | \$4,658 |
| 3893 | VENOUS CATHETERIZATION NEC | 87 | \$2,663 | \$2,942 |
| 4701 | LAPAROSCOPIC APPENDECTOMY | 60 | \$11,758 | \$7,458 |
| 0443 | RELEASE OF CARPAL TUNNEL | 59 | \$2,775 | \$1,948 |
| 8521 | LOCAL EXCISION OF LESION OF BREAST | 57 | \$2,905 | \$2,505 |
| 4513 | OTHER ENDOSCOPY OF SMALL INTESTINE | 56 | \$1,398 | \$1,077 |
| 8201 | EXPLORATION TENDON SHEATH HAND | 47 | \$2,490 | \$1,857 |
| 1364 | DISCISSION OF SECONDARY MEMBRANE | 46 | \$663 | \$670 |
| 806 | EXCISION SEMILUNAR CARTILAGE KNEE | 44 | \$4,703 | \$3,682 |
| 8051 | EXCISION OF INTERVERTEBRAL DISC | 43 | \$8,403 | \$7,507 |
| 6909 | OTHER DILATION&CURETTAGE OF UTERUS | 40 | \$3,060 | \$2,385 |
| 0392 | INJECTION OTH AGT INTO SPINAL CANAL | 38 | \$571 | \$813 |

| CPT-4 CODE | CPT-4 DESCRIPTION | # | AVE TOT CHRG | AVE TOT CHRG(ALL Hospitals) |
|------------------|-----------------------------------|-------|--------------|------------------------------|
| CPT-4 Procedures | | 6,824 | \$3,009 | \$2,664 |
| 45378 | COLONOSCOPY FLEX; DX-SEP PROC | 864 | \$1,037 | \$907 |
| 62311 | INJ 1 NOT NEUROLYTIC-EPID; LUMB/ | 555 | \$517 | \$941 |
| 43239 | UGI ENDO; W/BX 1/MX | 426 | \$1,476 | \$1,205 |
| 66984 | EXTRACAPSULAR CATARACT REMV IOL | 287 | \$4,283 | \$2,926 |
| 45380 | COLONOSCOPY FLEX; W/BX 1/MX | 277 | \$2,017 | \$1,227 |
| 62310 | INJ 1 NOT NEUROLYTIC-EPID;CERV/T | 241 | \$789 | \$1,017 |
| 69436 | TYMPANOSTOMY GENERAL ANESTHESIA | 200 | \$2,109 | \$1,069 |
| 42820 | T&A; UNDER AGE 12 | 193 | \$2,869 | \$1,897 |
| 36430 | TRANSFUSION BLOOD/BLOOD COMPONEN | 105 | \$1,840 | \$2,478 |
| 45385 | COLONOSCOPY FLEX; W/REMV LES-SNA | 104 | \$1,827 | \$1,353 |
| 49505 | REPR INIT ING HERNIA 5YR/MORE; R | 99 | \$4,517 | \$3,442 |
| 42826 | TONSILLECTOMY PRIM/SEC; AGE 12/O | 97 | \$3,490 | \$2,223 |
| 47562 | LAPAROSCOPY SURGICAL; CHOLECT | 88 | \$7,963 | \$5,216 |
| 45384 | COLONOSCOPY FLEX; REMV LES-FORCE | 87 | \$1,778 | \$1,423 |
| 58563 | HYSTERO SC SURG; W/ENDOMETRIAL AB | 87 | \$7,307 | \$4,699 |
| 36569 | INSERT PICC W/O PORT/PUMP; 5 YR/ | 82 | \$2,585 | \$2,506 |
| 47563 | LAPARSCPY SURG; CHOLECT W/CHOLAN | 76 | \$8,367 | \$5,930 |
| 93660 | EVAL CARDIOVASC FUNCT W/TILT TAB | 75 | \$986 | \$1,158 |
| 62270 | SPINAL PUNCTURE LUMBAR DIAGNOSTI | 68 | \$1,844 | \$1,725 |
| 19120 | EXC BRST CYST TUMR/LES OPN M/F 1 | 64 | \$2,917 | \$2,463 |

SOURCE: Utah Ambulatory Surgery Database
 Reportable* excludes codes in the former "Other" category and CPT4 blood draw codes in previous reports.

AMB ST 1-4
UTAH HOSPITAL AND FREESTANDING AMBULATORY SURGERY CENTER (FASC) UTILIZATION AND CHARGE PROFILE OF OUTPATIENT SURGERY, 2005
PROCEDURE APG CATEGORY, PROCEDURE APG, BASED ON REPORTABLE* CPT-4 PROCEDURES

142 Ogden Regional Medical Center

| Procedure APG category | | TOTAL # | TOTAL # (ALL Hospitals) |
|------------------------|---|---------|-------------------------|
| Procedure APG | | | |
| 01 | INTEGUMENTARY SYSTEM | 423 | 9,625 |
| | 002 SUPERFICIAL NEEDLE BIOPSY AND ASPIRATION | 110 | 2,764 |
| | 003 COMPLEX INCISION AND DRAINAGE | 2 | 93 |
| | 006 SIMPLE DEBRIDEMENT AND DESTRUCTION | 4 | 163 |
| | 007 COMPLEX EXCISION, BIOPSY AND DEBRIDEMENT | 29 | 1,172 |
| | 008 SIMPLE EXCISION AND BIOPSY | 62 | 975 |
| | 009 COMPLEX SKIN REPAIRS INCL INTEGUMENT GRAFTS, TRANSFER & REARRANGE | 132 | 1,274 |
| | 011 SIMPLE INCISION AND EXCISION OF BREAST | 76 | 2,672 |
| | 012 BREAST RECONSTRUCTION AND MASTECTOMY | 8 | 461 |
| 02 | MUSCULOSKELETAL SYSTEM | 1,707 | 55,271 |
| | 021 COMPLEX MUSCULOSKELETAL PROCEDURES EXCLUDING HAND AND FOOT | 228 | 6,574 |
| | 022 SIMPLE MUSCULOSKELETAL PROCEDURES EXCLUDING HAND AND FOOT | 70 | 2,116 |
| | 023 COMPLEX HAND AND FOOT MUSCULOSKELETAL PROCEDURES | 86 | 1,982 |
| | 024 SIMPLE HAND AND FOOT MUSCULOSKELETAL PROCEDURES | 386 | 11,501 |
| | 025 ARTHROSCOPY | 578 | 23,586 |
| | 027 SPLINT, STRAPPING AND CAST REMOVAL | 6 | 103 |
| | 029 CLOSED TREATMENT FX & DISLOCATION EXC FINGER, TOE & TRUNK | 15 | 610 |
| | 030 OPEN OR PERCUTANEOUS TREATMENT OF FRACTURES | 94 | 4,047 |
| | 031 BONE OR JOINT MANIPULATION UNDER ANESTHESIA | 12 | 429 |
| | 032 BUNION PROCEDURES | 47 | 1,497 |
| | 033 ARTHROPLASTY | 17 | 534 |
| | 034 HAND AND FOOT TENOTOMY | 4 | 275 |
| | 035 ARTHROCENTESIS AND LIGAMENT OR TENDON INJECTION | 164 | 1,881 |
| 03 | RESPIRATORY SYSTEM | 342 | 7,516 |
| | 052 NEEDLE AND CATHETER BIOPSY, ASPIRATION, LAVAGE AND INTUBATION | 91 | 721 |
| | 053 COMPLEX ENDOSCOPY OF THE UPPER AIRWAY | 209 | 4,668 |
| | 054 SIMPLE ENDOSCOPY OF THE UPPER AIRWAY | 6 | 343 |
| | 055 ENDOSCOPY OF THE LOWER AIRWAY | 36 | 1,784 |
| 04 | CARDIOVASCULAR SYSTEM | 1,452 | 31,224 |
| | 074 CARDIAC ELECTROPHYSIOLOGIC TESTS | 284 | 3,470 |
| | 076 DIAGNOSTIC CARDIAC CATHETERIZATION | 988 | 22,437 |
| | 077 ANGIOPLASTY AND TRANSCATHETER PROCEDURES | 70 | 2,087 |
| | 078 PACEMAKER INSERTION AND REPLACEMENT | 21 | 606 |
| | 079 REMOVAL AND REVISION OF PACEMAKER AND VASCULAR DEVICE | 60 | 844 |
| | 080 MINOR VASCULAR REPAIR AND FISTULA CONSTRUCTION | 6 | 743 |
| | 081 SECONDARY VARICOSE VEINS AND VASCULAR INJECTION | 4 | 415 |
| | 082 VASCULAR LIGATION | 17 | 540 |
| | 083 RESUSCITATION AND CARADIOVERSION | 2 | 15 |
| 05 | HEMATOLOGIC, LYMPHATIC, AND ENDOCRINE | 185 | 2,858 |
| | 095 DEEP LYMPH STRUCTURE AND THYROID PROCEDURES | 53 | 1,920 |
| | 097 TRANSFUSION | 132 | 808 |
| 06 | DIGESTIVE SYSTEM | 3,527 | 103,000 |
| | 111 ALIMENTARY TESTS AND SIMPLE TUBE PLACEMENT | 15 | 155 |
| | 112 ESOPHAGEAL DILATION WITHOUT ENDOSCOPY | 77 | 1,254 |
| | 113 ANOSCOPY WITH BIOPSY AND DIAGNOSTIC PROCTOSIGMOIDOSCOPY | 10 | 683 |
| | 114 PROCTOSIGMOIDOSCOPY WITH EXCISION OR BIOPSY | 1 | 445 |

AMB ST 1-4
UTAH HOSPITAL AND FREESTANDING AMBULATORY SURGERY CENTER (FASC) UTILIZATION AND CHARGE PROFILE OF OUTPATIENT SURGERY, 2005
PROCEDURE APG CATEGORY, PROCEDURE APG, BASED ON REPORTABLE* CPT-4 PROCEDURES

142 Ogden Regional Medical Center

| procedure APG category | | TOTAL # | TOTAL # (ALL Hospitals) |
|------------------------|--|---------|-------------------------|
| procedure APG | | | |
| | 115 DIAGNOSTIC UPPER GI ENDOSCOPY OR INTUBATION | 690 | 20,979 |
| | 116 THERAPEUTIC UPPER GI ENDOSCOPY OR INTUBATION | 103 | 5,802 |
| | 117 LOWER GASTROINTESTINAL ENDOSCOPY | 1,564 | 47,252 |
| | 118 ERCP AND MISCELLANEOUS GI ENDOSCOPY PROCEDURES | 49 | 1,917 |
| | 119 HERNIA AND HYDROCELE PROCEDURES | 224 | 7,107 |
| | 120 COMPLEX ANAL AND RECTAL PROCEDURES | 52 | 966 |
| | 121 SIMPLE ANAL AND RECTAL PROCEDURES | 35 | 565 |
| | 122 MISCELLANEOUS ABDOMINAL PROCEDURES | 8 | 490 |
| | 123 COMPLEX LAPAROSCOPIC PROCEDURES | 697 | 14,888 |
| | 124 SIMPLE LAPAROSCOPIC PROCEDURES | 2 | 244 |
| 07 | URINARY SYSTEM | 255 | 7,371 |
| | 131 RENAL EXTRACORPOREAL SHOCK WAVE LITHOTRIPSY | 59 | 766 |
| | 133 URINARY CATHETERIZATION AND DILATATION | 30 | 399 |
| | 134 COMPLEX CYSTOURETHROSCOPY AND LITHOLAPAXY | 91 | 3,433 |
| | 135 MODERATE CYSTOURETHROSCOPY | 51 | 1,850 |
| | 136 SIMPLE CYSTOURETHROSCOPY | 18 | 617 |
| | 137 COMPLEX URETHRAL PROCEDURES | 1 | 156 |
| | 138 SIMPLE URETHRAL PROCEDURES | 5 | 149 |
| 08 | MALE GENITAL SYSTEM | 49 | 2,798 |
| | 151 TESTICULAR AND EPIDIDYMAL PROCEDURES | 34 | 1,409 |
| | 152 INSERTION OF PENILE PROSTHESIS | 1 | 85 |
| | 153 COMPLEX PENILE PROCEDURES | 3 | 415 |
| | 154 SIMPLE PENILE PROCEDURES | 7 | 711 |
| | 155 PROSTATE NEEDLE AND PUNCH BIOPSY | 4 | 178 |
| 09 | FEMALE GENITAL SYSTEM | 399 | 6,527 |
| | 176 COMPLEX FEMALE REPRODUCTIVE PROCEDURES | 64 | 1,506 |
| | 177 SIMPLE FEMALE REPRODUCTIVE PROCEDURES | 76 | 1,484 |
| | 178 DILATION AND CURETTAGE | 27 | 663 |
| | 179 HYSTEROSCOPY | 218 | 2,678 |
| | 180 COLPOSCOPY | 14 | 196 |
| 10 | NERVOUS SYSTEM | 1,479 | 27,778 |
| | 195 NERVOUS SYSTEM INJECTIONS, STIMULATIONS OR CRANIAL TAP | 1,269 | 21,371 |
| | 196 REVISION AND REMOVAL OF NEUROLOGICAL DEVICE | 2 | 229 |
| | 197 NEUROSTIMULATOR AND VENTRICULAR SHUNT IMPLANTATION | 4 | 776 |
| | 198 NERVE REPAIR AND DESTRUCTION | 124 | 4,700 |
| | 199 SPINAL TAP | 80 | 702 |
| 11 | EYE AND OCULAR ADNEXA | 433 | 11,487 |
| | 211 MINOR OPHTHALMOLOGICAL TESTS AND PROCEDURES | 2 | 26 |
| | 213 LASER EYE PROCEDURES | 47 | 877 |
| | 214 CATARACT PROCEDURES | 289 | 4,675 |
| | 215 COMPLEX ANTERIOR SEGMENT EYE PROCEDURES | 9 | 528 |
| | 216 MODERATE ANTERIOR SEGMENT EYE PROCEDURES | 13 | 322 |
| | 217 SIMPLE ANTERIOR SEGMENT EYE PROCEDURES | 5 | 201 |
| | 218 COMPLEX POSTERIOR SEGMENT EYE PROCEDURES | 6 | 427 |
| | 220 STRABISMUS AND MUSCLE EYE PROCEDURES | 9 | 905 |
| | 221 COMPLEX REPAIR AND PLASTIC PROCEDURES OF EYE | 34 | 787 |

AMB ST 1-4
UTAH HOSPITAL AND FREESTANDING AMBULATORY SURGERY CENTER (FASC) UTILIZATION AND CHARGE PROFILE OF OUTPATIENT SURGERY, 2005
PROCEDURE APG CATEGORY, PROCEDURE APG, BASED ON REPORTABLE* CPT-4 PROCEDURES

142 Ogden Regional Medical Center

| procedure APG category | procedure APG | TOTAL # | TOTAL # (ALL Hospitals) |
|------------------------|---|---------|-------------------------|
| | 222 SIMPLE REPAIR AND PLASTIC PROCEDURES OF EYE | 19 | 630 |
| 12 | FACIAL, EAR, NOSE, MOUTH AND THROAT | 1,333 | 28,941 |
| | 233 NASAL CAUTERIZATION AND PACKING | 20 | 204 |
| | 234 COMPLEX FACIAL AND ENT PROCEDURES | 194 | 5,313 |
| | 235 SIMPLE FACIAL AND ENT PROCEDURES | 612 | 14,825 |
| | 236 TONSIL AND ADENOID PROCEDURES | 507 | 8,558 |
| 13 | THERAPEUTIC AND OTHER RADIOLOGICAL PROCEDURES | 353 | 3,489 |
| | 253 VASCULAR RADIOLOGY EXCEPT FOR VENOGRAPHY OF EXTREMITY | 84 | 1,503 |
| | 254 MYELOGRAPHY | 27 | 307 |
| | 255 MISCELLANEOUS RADIOLOGICAL PROCEDURES WITH CONTRAST | 242 | 1,673 |

SOURCE: Utah Ambulatory Surgery Database

Utah Health Data Committee/Office of Health Care Statistics

Reportable* excludes codes in the former "Other" category and CPT blood draw codes in previous reports.

AMB ST 1-5
UTAH HOSPITAL AND FREESTANDING AMBULATORY SURGERY CENTER (FASC) UTILIZATION AND CHARGE PROFILE OF OUTPATIENT SURGERY, 2005
PROCEDURE APG CATEGORY, PROCEDURE APG, SINGLE APG ONLY
BASED ON REPORTABLE* CPT-4 PROCEDURES

142 Ogden Regional Medical Center

| Procedure APG category | Procedure APG | TOTAL # | AVE TOT CHR | AVE TOT CHR(ALL Hospitals) |
|------------------------|---|---------|-------------|-----------------------------|
| 01 | INTEGUMENTARY SYSTEM | 323 | \$2,877 | \$2,720 |
| | 002 SUPERFICIAL NEEDLE BIOPSY AND ASPIRATION | 94 | \$1,699 | \$2,110 |
| | 003 COMPLEX INCISION AND DRAINAGE | 1 | \$4,641 | \$3,617 |
| | 006 SIMPLE DEBRIDEMENT AND DESTRUCTION | 3 | \$2,795 | \$2,265 |
| | 007 COMPLEX EXCISION, BIOPSY AND DEBRIDEMENT | 12 | \$3,731 | \$2,947 |
| | 008 SIMPLE EXCISION AND BIOPSY | 24 | \$4,407 | \$2,811 |
| | 009 COMPLEX SKIN REPAIRS INCL INTEGUMENT GRAFTS, TRANSFER & REARRAN | 120 | \$3,202 | \$3,441 |
| | 011 SIMPLE INCISION AND EXCISION OF BREAST | 67 | \$3,037 | \$2,717 |
| | 012 BREAST RECONSTRUCTION AND MASTECTOMY | 2 | \$9,081 | \$4,527 |
| 02 | MUSCULOSKELETAL SYSTEM | 630 | \$4,643 | \$3,739 |
| | 021 COMPLEX MUSCULOSKELETAL PROCEDURES EXCLUDING HAND AND FOOT | 73 | \$7,333 | \$5,677 |
| | 022 SIMPLE MUSCULOSKELETAL PROCEDURES EXCLUDING HAND AND FOOT | 23 | \$5,819 | \$3,550 |
| | 023 COMPLEX HAND AND FOOT MUSCULOSKELETAL PROCEDURES | 28 | \$4,998 | \$4,293 |
| | 024 SIMPLE HAND AND FOOT MUSCULOSKELETAL PROCEDURES | 168 | \$3,450 | \$2,497 |
| | 025 ARTHROSCOPY | 133 | \$5,839 | \$4,162 |
| | 027 SPLINT, STRAPPING AND CAST REMOVAL | 3 | \$3,007 | \$1,088 |
| | 029 CLOSED TREATMENT FX & DISLOCATION EXC FINGER, TOE & TRUNK | 8 | \$5,690 | \$2,873 |
| | 030 OPEN OR PERCUTANEOUS TREATMENT OF FRACTURES | 76 | \$6,952 | \$4,697 |
| | 031 BONE OR JOINT MANIPULATION UNDER ANESTHESIA | 7 | \$3,877 | \$2,274 |
| | 032 BUNION PROCEDURES | 25 | \$4,047 | \$3,289 |
| | 033 ARTHROPLASTY | 3 | \$5,420 | \$5,262 |
| | 035 ARTHROCENTESIS AND LIGAMENT OR TENDON INJECTION | 83 | \$390 | \$792 |
| 03 | RESPIRATORY SYSTEM | 136 | \$1,535 | \$1,861 |
| | 052 NEEDLE AND CATHETER BIOPSY, ASPIRATION, LAVAGE AND INTUBATION | 88 | \$936 | \$1,117 |
| | 053 COMPLEX ENDOSCOPY OF THE UPPER AIRWAY | 14 | \$3,825 | \$3,101 |
| | 054 SIMPLE ENDOSCOPY OF THE UPPER AIRWAY | 1 | \$2,040 | \$1,025 |
| | 055 ENDOSCOPY OF THE LOWER AIRWAY | 33 | \$2,146 | \$2,026 |
| 04 | CARDIOVASCULAR SYSTEM | 57 | \$10,853 | \$11,714 |
| | 074 CARDIAC ELECTROPHYSIOLOGIC TESTS | 5 | \$47,539 | \$22,994 |
| | 077 ANGIOPLASTY AND TRANSCATHETER PROCEDURES | 2 | \$7,293 | \$18,442 |
| | 078 PACEMAKER INSERTION AND REPLACEMENT | 11 | \$19,994 | \$20,119 |
| | 079 REMOVAL AND REVISION OF PACEMAKER AND VASCULAR DEVICE | 22 | \$2,157 | \$7,717 |
| | 080 MINOR VASCULAR REPAIR AND FISTULA CONSTRUCTION | 3 | \$6,523 | \$4,543 |
| | 081 SECONDARY VARICOSE VEINS AND VASCULAR INJECTION | 2 | \$5,394 | \$12,911 |
| | 082 VASCULAR LIGATION | 12 | \$5,718 | \$4,974 |
| 05 | HEMATOLOGIC, LYMPHATIC, AND ENDOCRINE | 142 | \$2,855 | \$4,419 |
| | 095 DEEP LYMPH STRUCTURE AND THYROID PROCEDURES | 37 | \$5,735 | \$4,406 |
| | 097 TRANSFUSION | 105 | \$1,840 | \$2,478 |
| 06 | DIGESTIVE SYSTEM | 2,550 | \$2,686 | \$1,962 |
| | 111 ALIMENTARY TESTS AND SIMPLE TUBE PLACEMENT | 11 | \$2,411 | \$1,010 |
| | 113 ANOSCOPY WITH BIOPSY AND DIAGNOSTIC PROCTOSIGMOIDOSCOPY | 6 | \$1,067 | \$984 |
| | 114 PROCTOSIGMOIDOSCOPY WITH EXCISION OR BIOPSY | 1 | \$1,676 | \$1,169 |
| | 115 DIAGNOSTIC UPPER GI ENDOSCOPY OR INTUBATION | 468 | \$1,436 | \$1,165 |
| | 116 THERAPEUTIC UPPER GI ENDOSCOPY OR INTUBATION | 60 | \$1,960 | \$1,658 |
| | 117 LOWER GASTROINTESTINAL ENDOSCOPY | 1,361 | \$1,371 | \$1,067 |

AMB ST 1-5
UTAH HOSPITAL AND FREESTANDING AMBULATORY SURGERY CENTER (FASC) UTILIZATION AND CHARGE PROFILE OF OUTPATIENT SURGERY, 2005
PROCEDURE APG CATEGORY, PROCEDURE APG, SINGLE APG ONLY
BASED ON REPORTABLE* CPT-4 PROCEDURES

142 Ogden Regional Medical Center

| procedure APG category | | | | |
|------------------------|--|---------|-------------|-----------------------------|
| Procedure APG | | TOTAL # | AVE TOT CHR | AVE TOT CHR(ALL Hospitals) |
| 118 | ERCP AND MISCELLANEOUS GI ENDOSCOPY PROCEDURES | 12 | \$2,866 | \$3,503 |
| 119 | HERNIA AND HYDROCELE PROCEDURES | 144 | \$4,429 | \$3,280 |
| 120 | COMPLEX ANAL AND RECTAL PROCEDURES | 30 | \$4,008 | \$2,685 |
| 121 | SIMPLE ANAL AND RECTAL PROCEDURES | 25 | \$2,498 | \$1,870 |
| 122 | MISCELLANEOUS ABDOMINAL PROCEDURES | 6 | \$2,231 | \$2,977 |
| 123 | COMPLEX LAPAROSCOPIC PROCEDURES | 426 | \$7,725 | \$5,679 |
| 07 | URINARY SYSTEM | 136 | \$6,080 | \$4,153 |
| 131 | RENAL EXTRACORPOREAL SHOCK WAVE LITHOTRIPSY | 40 | \$10,112 | \$7,665 |
| 133 | URINARY CATHETERIZATION AND DILATATION | 17 | \$4,085 | \$3,375 |
| 134 | COMPLEX CYSTOURETHROSCOPY AND LITHOLAPAXY | 29 | \$5,491 | \$4,141 |
| 135 | MODERATE CYSTOURETHROSCOPY | 37 | \$3,997 | \$3,140 |
| 136 | SIMPLE CYSTOURETHROSCOPY | 9 | \$3,905 | \$2,217 |
| 137 | COMPLEX URETHRAL PROCEDURES | 1 | \$3,179 | \$4,424 |
| 138 | SIMPLE URETHRAL PROCEDURES | 3 | \$2,516 | \$1,708 |
| 08 | MALE GENITAL SYSTEM | 33 | \$4,058 | \$3,036 |
| 151 | TESTICULAR AND EPIDIDYMAL PROCEDURES | 18 | \$3,660 | \$2,586 |
| 152 | INSERTION OF PENILE PROSTHESIS | 1 | \$12,294 | \$16,730 |
| 153 | COMPLEX PENILE PROCEDURES | 3 | \$9,139 | \$3,166 |
| 154 | SIMPLE PENILE PROCEDURES | 7 | \$2,976 | \$1,905 |
| 155 | PROSTATE NEEDLE AND PUNCH BIOPSY | 4 | \$1,875 | \$3,040 |
| 09 | FEMALE GENITAL SYSTEM | 237 | \$5,091 | \$3,633 |
| 176 | COMPLEX FEMALE REPRODUCTIVE PROCEDURES | 36 | \$6,066 | \$4,657 |
| 177 | SIMPLE FEMALE REPRODUCTIVE PROCEDURES | 45 | \$3,045 | \$2,716 |
| 178 | DILATION AND CURETTAGE | 8 | \$2,723 | \$2,156 |
| 179 | HYSTEROSCOPY | 147 | \$5,620 | \$4,046 |
| 180 | COLPOSCOPY | 1 | \$3,300 | \$1,802 |
| 10 | NERVOUS SYSTEM | 1,081 | \$914 | \$1,539 |
| 195 | NERVOUS SYSTEM INJECTIONS, STIMULATIONS OR CRANIAL TAP | 934 | \$627 | \$994 |
| 197 | NEUROSTIMULATOR AND VENTRICULAR SHUNT IMPLANTATION | 2 | \$16,662 | \$20,573 |
| 198 | NERVE REPAIR AND DESTRUCTION | 74 | \$3,213 | \$2,246 |
| 199 | SPINAL TAP | 71 | \$1,837 | \$1,728 |
| 11 | EYE AND OCULAR ADNEXA | 417 | \$3,857 | \$2,803 |
| 211 | MINOR OPHTHALMOLOGICAL TESTS AND PROCEDURES | 1 | \$1,801 | \$1,972 |
| 213 | LASER EYE PROCEDURES | 47 | \$662 | \$725 |
| 214 | CATARACT PROCEDURES | 288 | \$4,284 | \$2,930 |
| 215 | COMPLEX ANTERIOR SEGMENT EYE PROCEDURES | 8 | \$4,518 | \$2,675 |
| 216 | MODERATE ANTERIOR SEGMENT EYE PROCEDURES | 13 | \$3,301 | \$2,211 |
| 217 | SIMPLE ANTERIOR SEGMENT EYE PROCEDURES | 4 | \$4,004 | \$2,213 |
| 218 | COMPLEX POSTERIOR SEGMENT EYE PROCEDURES | 6 | \$7,031 | \$5,110 |
| 220 | STRABISMUS AND MUSCLE EYE PROCEDURES | 7 | \$3,901 | \$2,332 |
| 221 | COMPLEX REPAIR AND PLASTIC PROCEDURES OF EYE | 32 | \$4,516 | \$3,502 |
| 222 | SIMPLE REPAIR AND PLASTIC PROCEDURES OF EYE | 11 | \$2,974 | \$2,026 |
| 12 | FACIAL, EAR, NOSE, MOUTH AND THROAT | 685 | \$3,010 | \$2,232 |
| 233 | NASAL CAUTERIZATION AND PACKING | 11 | \$3,257 | \$2,648 |
| 234 | COMPLEX FACIAL AND ENT PROCEDURES | 37 | \$6,146 | \$4,546 |

AMB ST 1-5
UTAH HOSPITAL AND FREESTANDING AMBULATORY SURGERY CENTER (FASC) UTILIZATION AND CHARGE PROFILE OF OUTPATIENT SURGERY, 2005
PROCEDURE APG CATEGORY, PROCEDURE APG, SINGLE APG ONLY
BASED ON REPORTABLE* CPT-4 PROCEDURES

142 Ogden Regional Medical Center

| procedure APG category | Procedure APG | TOTAL # | AVE TOT CHRG | AVE TOT CHRG(ALL Hospitals) |
|------------------------|---|---------|--------------|------------------------------|
| | 235 SIMPLE FACIAL AND ENT PROCEDURES | 277 | \$2,394 | \$1,623 |
| | 236 TONSIL AND ADENOID PROCEDURES | 360 | \$3,153 | \$2,001 |
| 13 | THERAPEUTIC AND OTHER RADIOLOGICAL PROCEDURES | 251 | \$4,640 | \$3,887 |
| | 253 VASCULAR RADIOLOGY EXCEPT FOR VENOGRAPHY OF EXTREMITY | 13 | \$5,888 | \$12,212 |
| | 254 MYELOGRAPHY | 26 | \$1,932 | \$2,899 |
| | 255 MISCELLANEOUS RADIOLOGICAL PROCEDURES WITH CONTRAST | 212 | \$4,896 | \$2,848 |

SOURCE: Utah Ambulatory Surgery Database

Utah Health Data Committee/Office of Health Care Statistics

Reportable* excludes codes in the former "Other" category and CPT blood draw codes in previous reports.

AMB ST 1-6
UTAH HOSPITAL AND FREESTANDING AMBULATORY SURGERY CENTER (FASC) UTILIZATION AND CHARGE PROFILE OF OUTPATIENT SURGERY, 2005
NUMBER OF SELECTED AMBULATORY SURGERY PATIENT VISITS BY PATIENT PROFILE

142 Ogden Regional Medical Center

| Patient Profile | Patient Visits | | Patient Visits-All Hospitals | |
|----------------------------|----------------|------|------------------------------|------|
| | (#) | (%) | (#) | (%) |
| GENDER | | | | |
| Female | 5,285 | 58.0 | 121,269 | 54.3 |
| Male | 3,822 | 42.0 | 101,991 | 45.7 |
| Unknown | 0 | 0.0 | 13 | 0.0 |
| Not Reported | 0 | 0.0 | 5 | 0.0 |
| AGE | | | | |
| 1-28 days | 6 | 0.1 | 469 | 0.2 |
| 29-365 days | 127 | 1.4 | 3,008 | 1.3 |
| 1-4 years | 362 | 4.0 | 10,999 | 4.9 |
| 5-9 | 192 | 2.1 | 6,321 | 2.8 |
| 10-14 | 147 | 1.6 | 4,532 | 2.0 |
| 15-17 | 181 | 2.0 | 4,858 | 2.2 |
| 18-19 | 148 | 1.6 | 3,511 | 1.6 |
| 20-24 | 471 | 5.2 | 10,616 | 4.8 |
| 25-29 | 522 | 5.7 | 12,207 | 5.5 |
| 30-34 | 567 | 6.2 | 11,660 | 5.2 |
| 35-39 | 552 | 6.1 | 11,852 | 5.3 |
| 40-44 | 699 | 7.7 | 14,382 | 6.4 |
| 45-49 | 779 | 8.6 | 17,465 | 7.8 |
| 50-54 | 1,129 | 12.4 | 24,332 | 10.9 |
| 55-59 | 884 | 9.7 | 20,472 | 9.2 |
| 60-64 | 602 | 6.6 | 17,241 | 7.7 |
| 65-69 | 464 | 5.1 | 15,102 | 6.8 |
| 70-74 | 443 | 4.9 | 12,741 | 5.7 |
| 75-79 | 364 | 4.0 | 10,692 | 4.8 |
| 80-84 | 313 | 3.4 | 6,850 | 3.1 |
| 85-89 | 136 | 1.5 | 3,124 | 1.4 |
| 90 + | 19 | 0.2 | 842 | 0.4 |
| Not Reported | 6 | 0.1 | 471 | 0.2 |
| SOURCE OF ADMISSION | | | | |
| Physician Referral | 8,872 | 97.4 | 197,732 | 88.6 |
| Clinic Referral | 10 | 0.1 | 511 | 0.2 |
| HMO Referral | 0 | 0.0 | 3,452 | 1.5 |
| Other Hospital | 2 | 0.0 | 121 | 0.1 |
| Skilled Nursing Facility | 2 | 0.0 | 19 | 0.0 |
| Other Health Care Facility | 0 | 0.0 | 36 | 0.0 |
| Emergency Room | 221 | 2.4 | 4,092 | 1.8 |
| Court/Law Enforcement | 0 | 0.0 | 0 | 0.0 |
| Unknown | 0 | 0.0 | 7 | 0.0 |
| Not Reported | 0 | 0.0 | 17,308 | 7.8 |

(Continued)

AMB ST 1-6
UTAH HOSPITAL AND FREESTANDING AMBULATORY SURGERY CENTER (FASC) UTILIZATION AND CHARGE PROFILE OF OUTPATIENT SURGERY, 2005
NUMBER OF SELECTED AMBULATORY SURGERY PATIENT VISITS BY PATIENT PROFILE

142 Ogden Regional Medical Center

| Patient Profile | Patient Visits | | Patient Visits-All Hospitals | |
|---|----------------|------|------------------------------|------|
| | (#) | (%) | (#) | (%) |
| DISCHARGE STATUS | | | | |
| Home or Self Care | 9,093 | 99.8 | 222,736 | 99.8 |
| Another Hospital | 4 | 0.0 | 119 | 0.1 |
| Skilled Nursing Facility | 8 | 0.1 | 104 | 0.0 |
| Intermediate Care Facility | 0 | 0.0 | 9 | 0.0 |
| Another Type of Institution | 0 | 0.0 | 26 | 0.0 |
| Under Care of Home Service | 1 | 0.0 | 191 | 0.1 |
| Left Against Medical Advice | 1 | 0.0 | 24 | 0.0 |
| Under Care of Home IV Provider | 0 | 0.0 | 11 | 0.0 |
| Expired | 0 | 0.0 | 12 | 0.0 |
| Unknown | 0 | 0.0 | 46 | 0.0 |
| Not Reported | 0 | 0.0 | 0 | 0.0 |
| PRIMARY PAYER | | | | |
| Medicare | 1,591 | 17.5 | 49,290 | 22.1 |
| Medicaid | 573 | 6.3 | 14,728 | 6.6 |
| Other government | 135 | 1.5 | 5,443 | 2.4 |
| Blue Cross/Blue Shield | 1,668 | 18.3 | 29,900 | 13.4 |
| Other Commercial | 329 | 3.6 | 14,398 | 6.4 |
| Managed Care(HMO, PPO) | 4,591 | 50.4 | 101,684 | 45.5 |
| Self Pay | 45 | 0.5 | 2,175 | 1.0 |
| Industrial & Worker Comp | 141 | 1.5 | 4,017 | 1.8 |
| Charity and Unclassified | 16 | 0.2 | 206 | 0.1 |
| Childrens Health Insurance | 1 | 0.0 | 197 | 0.1 |
| Unknown | 17 | 0.2 | 1,148 | 0.5 |
| Not Reported | 0 | 0.0 | 92 | 0.0 |
| LOCAL HEALTH DISTRICT OF PATIENT RESIDENCE | | | | |
| Bear River | 601 | 6.6 | 15,256 | 6.8 |
| Central Utah | 0 | 0.0 | 8,217 | 3.7 |
| Davis County | 1,803 | 19.8 | 22,608 | 10.1 |
| Salt Lake County | 43 | 0.5 | 78,843 | 35.3 |
| Southeastern Utah | 5 | 0.1 | 5,233 | 2.3 |
| Southwest Utah | 4 | 0.0 | 12,333 | 5.5 |
| Summit County | 20 | 0.2 | 3,135 | 1.4 |
| Tooele County | 1 | 0.0 | 4,296 | 1.9 |
| Tri-County | 5 | 0.1 | 5,769 | 2.6 |
| Utah County | 12 | 0.1 | 35,901 | 16.1 |
| Wasatch County | 0 | 0.0 | 1,724 | 0.8 |
| Weber County | 6,440 | 70.7 | 20,598 | 9.2 |
| Unknown Utah | 0 | 0.0 | 49 | 0.0 |
| Outside Utah | 170 | 1.9 | 9,153 | 4.1 |
| Unknown, Not Reported | 3 | 0.0 | 163 | 0.1 |

SOURCE: Utah Ambulatory Surgery Database,
Utah Health Data Committee/Office of Health Care Statistics.

AMB ST 1-1
UTAH HOSPITAL AND FREESTANDING AMBULATORY SURGERY CENTER (FASC) UTILIZATION AND CHARGE PROFILE OF OUTPATIENT SURGERY, 2005
NUMBER OF CPT-4 AND ICD-9 REPORTABLE* PROCEDURES BY SELECTED AMBULATORY SURGERY REPORTING CATEGORY

135 Orem Community Hospital

| | Procedures Performed | | Procedures Performed-All Hospitals | |
|--|----------------------|-------|------------------------------------|-------|
| | (#) | (%) | (#) | (%) |
| Reporting Category(ICD-9-CM CODES) | 5,780 | 100.0 | 319,528 | 100.0 |
| Mastectomy (85.0-85.99) | 70 | 1.2 | 7,251 | 2.3 |
| Musculoskeletal (76.0-84.99) | 1,641 | 28.4 | 62,442 | 19.5 |
| Respiratory (30.0-34.99) | 0 | 0.0 | 3,352 | 1.0 |
| Cardiovascular (35.0-39.99) | 10 | 0.2 | 16,471 | 5.2 |
| Lymphatic/Hemetic (40.0-41.99) | 5 | 0.1 | 2,955 | 0.9 |
| Digestive System (42.0-54.99) | 86 | 1.5 | 105,537 | 33.0 |
| Urinary (55.0-59.99) | 4 | 0.1 | 8,250 | 2.6 |
| Male Genital (60.0-64.99) | 9 | 0.2 | 3,729 | 1.2 |
| Female Genital (65.0-71.99) | 334 | 5.8 | 14,736 | 4.6 |
| Endocrine/Nervous (01.0-07.99) | 1,657 | 28.7 | 30,031 | 9.4 |
| Eye (08.0-16.99) | 201 | 3.5 | 19,655 | 6.2 |
| Ear (18.0-20.99) | 110 | 1.9 | 15,107 | 4.7 |
| Nose, Mouth, Pharynx (21.0-29.99) | 1,653 | 28.6 | 30,012 | 9.4 |
| Reporting Category(CPT-4 CODES) | 5,681 | 100.0 | 307,031 | 100.0 |
| Mastectomy (19120-19220) | 15 | 0.3 | 3,138 | 1.0 |
| Musculoskeletal (20000-29909) | 1,753 | 30.9 | 61,634 | 20.1 |
| Respiratory (30000-32999 & 39501-39599) | 39 | 0.7 | 13,104 | 4.3 |
| Cardiovascular (33010-37799 & 93501-93660) | 6 | 0.1 | 37,099 | 12.1 |
| Lymphatic/Hemetic (38100-38999) | 5 | 0.1 | 2,706 | 0.9 |
| Digestive (40490-49999) | 1,515 | 26.7 | 114,818 | 37.4 |
| Urinary (50010-53899) | 4 | 0.1 | 8,591 | 2.8 |
| Male Genital (54000-55899) | 7 | 0.1 | 3,154 | 1.0 |
| Female Genital (56405-58999) | 167 | 2.9 | 11,166 | 3.6 |
| Endocrine/Nervous (60000-64999) | 2,020 | 35.6 | 31,549 | 10.3 |
| Eye (65091-68899) | 95 | 1.7 | 11,740 | 3.8 |
| Ear (69000-69979) | 55 | 1.0 | 8,332 | 2.7 |

SOURCE: Utah Ambulatory Surgery Database
Utah Health Data Committee/Office of Health Care Statistics.
Reportable* excludes codes in the former "Other" category and CPT blood draw codes in previous reports.

AMB ST 1-2
UTAH HOSPITAL AND FREESTANDING AMBULATORY SURGERY CENTER (FASC) UTILIZATION AND CHARGE PROFILE OF OUTPATIENT SURGERY, 2005
MOST COMMONLY PERFORMED CPT-4 AND ICD-9 REPORTABLE* PROCEDURES

135 Orem Community Hospital

| ICD-9 CODE | ICD-9 DESCRIPTION | # | % | % ALL Hospitals |
|----------------------|-------------------------------------|-------|-------|-----------------|
| All ICD-9 Procedures | | 5,780 | 100.0 | 100.0 |
| 232 | RESTORATION OF TOOTH BY FILLING | 500 | 8.7 | 0.71 |
| 0481 | INJECTION ANESIN PERIPH NERVE ANALG | 495 | 8.6 | 0.26 |
| 2341 | APPLICATION OF CROWN | 445 | 7.7 | 0.55 |
| 0489 | INJECTION OTH AGT EXCEPT NEUROLYTIC | 432 | 7.5 | 0.17 |
| 2370 | ROOT CANAL NOT OTHERWISE SPECIFIED | 353 | 6.1 | 0.43 |
| 0392 | INJECTION OTH AGT INTO SPINAL CANAL | 172 | 3.0 | 3.15 |
| 806 | EXCISION SEMILUNAR CARTILAGE KNEE | 169 | 2.9 | 1.77 |
| 0391 | INJECTION ANES--SPINAL CANAL ANALG | 168 | 2.9 | 2.49 |
| 2309 | EXTRACTION OF OTHER TOOTH | 168 | 2.9 | 0.22 |
| 0443 | RELEASE OF CARPAL TUNNEL | 164 | 2.8 | 1.13 |
| 2001 | MYRINGOTOMY WITH INSERTION OF TUBE | 92 | 1.6 | 3.86 |
| 1341 | PHACOEMULSIFICATION&ASPIR CATARACT | 90 | 1.6 | 1.43 |
| 1371 | INSRT IOL-CATARACT EXTRACT-1 STAGE | 90 | 1.6 | 1.42 |
| 6952 | ASPIRATION CURET FOLLOWING DELIV/AB | 90 | 1.6 | 0.48 |
| 8086 | OTH LOCAL EXC/DESTRUC LES KNEE JNT | 73 | 1.3 | 0.85 |
| 8192 | INJ THERAPEUTIC SBSTNC IN JNT/LIG | 68 | 1.2 | 0.46 |
| 8183 | OTHER REPAIR OF SHOULDER | 62 | 1.1 | 0.73 |
| 6902 | DILATION&CURET FOLLOWING DELIV/AB | 59 | 1.0 | 0.21 |
| 7751 | BUNIONEC SOFT-OSTEOT 1ST METATARS | 59 | 1.0 | 0.29 |
| 042 | DESTRUC CRANIAL&PERIPHERAL NERVES | 56 | 1.0 | 0.35 |

| CPT-4 CODE | CPT-4 DESCRIPTION | # | % | % ALL Hospitals |
|----------------------|----------------------------------|-------|-------|-----------------|
| All CPT-4 Procedures | | 5,681 | 100.0 | 100.0 |
| 41899 | UNLIST PROC DENTOALVEOL STRUCTUR | 1,377 | 24.2 | 1.19 |
| 64484 | INJ ANES EPIDURL; LUMB/SAC-EA AD | 524 | 9.2 | 0.53 |
| 64483 | INJ ANES EPIDURL; LUMB/SAC 1 LEV | 406 | 7.1 | 1.04 |
| 64476 | INJ ANES FACET JT; LUMB/SAC-EA A | 186 | 3.3 | 0.72 |
| 29881 | SCOPE KNEE SURG;W/MENISCECT MED/ | 133 | 2.3 | 1.52 |
| 64475 | INJ ANES FACET JT; LUMB/SAC-1LEV | 126 | 2.2 | 0.61 |
| 64721 | NEUROPLASTY; MEDIAN CARPAL TUNNE | 105 | 1.8 | 0.72 |
| 64472 | INJ ANES FACET JT; CERV/THOR-EA | 92 | 1.6 | 0.20 |
| 64623 | DESTRUC FACET JT NRV; L/S-EA AD | 91 | 1.6 | 0.73 |
| 66984 | EXTRACAPSULAR CATARACT REMV IOL | 90 | 1.6 | 1.43 |
| 63650 | PERQ IMPLANT ELECT ARRAY EPIDURA | 89 | 1.6 | 0.10 |
| 29826 | SCOPE SHOULDER; DECOMP SUBACROM | 75 | 1.3 | 0.96 |
| 28285 | CORRECTION HAMMERTOE | 73 | 1.3 | 0.48 |
| 29877 | SCOPE KNEE SURG; DEBRID/SHAVE CA | 65 | 1.1 | 0.95 |
| 28296 | HALLUX VALGUS; W/METATARSAL OSTE | 55 | 1.0 | 0.25 |
| 64470 | INJ ANES FACET JT; CERV/THOR-1LE | 51 | 0.9 | 0.12 |
| 26055 | TENDON SHEATH INCISION | 50 | 0.9 | 0.44 |
| 20610 | ARTHROCENTESIS ASPIR&/INJ; MAJ J | 49 | 0.9 | 0.38 |
| 20680 | REMOVAL OF IMPLANT; DEEP | 49 | 0.9 | 0.87 |
| 64480 | INJ ANES EPIDURL; CERV/THOR-EA A | 46 | 0.8 | 0.06 |

SOURCE: Utah Ambulatory Surgery Database

Utah Health Data Committee/Office of Health Care Statistics

Reportable* excludes codes in the former "Other" category and CPT4 blood draw codes in previous reports.

AMB ST 1-3

UTAH HOSPITAL AND FREESTANDING AMBULATORY SURGERY CENTER (FASC) UTILIZATION AND CHARGE PROFILE OF OUTPATIENT SURGERY, 2005
 AVERAGE TOTAL CHARGES FOR MOST COMMONLY PERFORMED CPT-4 AND ICD-9 REPORTABLE* PROCEDURES, SINGLE ICD-9 OR CPT-4 ONLY

135 Orem Community Hospital

| ICD-9 CODE | ICD-9 DESCRIPTION | # | AVE TOT CHR | AVE TOT CHR(ALL Hospitals) |
|------------------|-------------------------------------|-------|-------------|-----------------------------|
| ICD-9 Procedures | | 1,357 | \$3,173 | \$2,879 |
| 0443 | RELEASE OF CARPAL TUNNEL | 92 | \$1,575 | \$1,948 |
| 232 | RESTORATION OF TOOTH BY FILLING | 72 | \$1,502 | \$1,876 |
| 0481 | INJECTION ANESIN PERIPH NERVE ANALG | 62 | \$1,512 | \$907 |
| 042 | DESTRUC CRANIAL&PERIPHERAL NERVES | 52 | \$1,976 | \$2,821 |
| 0393 | IMPL/REPL SPINAL NEUROSTIM LEAD(S) | 51 | \$21,173 | \$29,443 |
| 806 | EXCISION SEMILUNAR CARTILAGE KNEE | 50 | \$3,056 | \$3,682 |
| 8221 | EXCISION LESION TENDON SHEATH HAND | 45 | \$1,654 | \$2,062 |
| 8192 | INJ THERAPEUTIC SBSTNC IN JNT/LIG | 41 | \$1,554 | \$902 |
| 6952 | ASPIRATION CURET FOLLOWING DELIV/AB | 40 | \$1,918 | \$2,176 |
| 8201 | EXPLORATION TENDON SHEATH HAND | 35 | \$1,448 | \$1,857 |
| 8183 | OTHER REPAIR OF SHOULDER | 33 | \$4,309 | \$6,045 |
| 7751 | BUNIONEC SOFT-OSTEOT 1ST METATARS | 27 | \$2,763 | \$3,122 |
| 8532 | BILATERAL REDUCTION MAMMOPLASTY | 25 | \$6,003 | \$6,361 |
| 0407 | OTH EXC/AVUL CRANIL&PERIPH NERV | 22 | \$1,960 | \$2,476 |
| 283 | TONSILLECTOMY WITH ADENOIDECTOMY | 22 | \$1,350 | \$1,976 |
| 8363 | ROTATOR CUFF REPAIR | 21 | \$4,932 | \$7,038 |
| 7913 | CLO REDUC-/INT FIX-CARP-METACARP | 18 | \$1,905 | \$2,443 |
| 6909 | OTHER DILATION&CURETTAGE OF UTERUS | 17 | \$1,592 | \$2,385 |
| 8083 | OTH LOCAL EXC/DESTRUC LES WRST JNT | 17 | \$1,789 | \$2,622 |
| 282 | TONSILLECTOMY WITHOUT ADENOIDECTOMY | 16 | \$1,478 | \$2,177 |

| CPT-4 CODE | CPT-4 DESCRIPTION | # | AVE TOT CHR | AVE TOT CHR(ALL Hospitals) |
|------------------|----------------------------------|-------|-------------|-----------------------------|
| CPT-4 Procedures | | 1,530 | \$2,257 | \$2,664 |
| 41899 | UNLIST PROC DENTOALVEOL STRUCTUR | 234 | \$1,537 | \$2,357 |
| 66984 | EXTRACAPSULAR CATARACT REMV IOL | 88 | \$1,966 | \$2,926 |
| 64721 | NEUROPLASTY; MEDIAN CARPAL TUNNE | 78 | \$1,471 | \$1,939 |
| 64483 | INJ ANES EPIDURL; LUMB/SAC 1 LEV | 69 | \$1,501 | \$1,123 |
| 29881 | SCOPE KNEE SURG;W/MENISCECT MED/ | 58 | \$3,085 | \$3,661 |
| 69436 | TYMPANOSTOMY GENERAL ANESTHESIA | 35 | \$728 | \$1,069 |
| 20680 | REMOVAL OF IMPLANT; DEEP | 33 | \$2,229 | \$2,573 |
| 29848 | ENDO WRST SURG REL TRNS CARP LIG | 32 | \$1,865 | \$2,203 |
| 28296 | HALLUX VALGUS; W/METATARSAL OSTE | 30 | \$2,935 | \$3,274 |
| 25111 | EXCISION OF GANGLION WRIST; PRIM | 27 | \$1,634 | \$2,111 |
| 26055 | TENDON SHEATH INCISION | 26 | \$1,469 | \$1,741 |
| 64475 | INJ ANES FACET JT; LUMB/SAC-1LEV | 26 | \$1,462 | \$1,211 |
| 29826 | SCOPE SHOULDER; DECOMP SUBACROM | 24 | \$3,836 | \$5,247 |
| 62311 | INJ 1 NOT NEUROLYTIC-EPID; LUMB/ | 24 | \$1,152 | \$941 |
| 20610 | ARTHROCENTESIS ASPIR&/INJ; MAJ J | 22 | \$1,591 | \$822 |
| 42820 | T&A; UNDER AGE 12 | 18 | \$1,240 | \$1,897 |
| 25076 | EXC TUMR SFT TISS FORARM&/WRST;D | 17 | \$1,670 | \$1,973 |
| 26160 | EXC LES TEND SHETH/JNT CAP HND/F | 17 | \$1,665 | \$1,990 |
| 28080 | EXC INTERDIGTL NEUROMA SINGLE EA | 17 | \$1,905 | \$2,134 |
| 42826 | TONSILLECTOMY PRIM/SEC; AGE 12/O | 17 | \$1,510 | \$2,223 |

SOURCE: Utah Ambulatory Surgery Database
 Reportable* excludes codes in the former "Other" category and CPT4 blood draw codes in previous reports.

AMB ST 1-4
UTAH HOSPITAL AND FREESTANDING AMBULATORY SURGERY CENTER (FASC) UTILIZATION AND CHARGE PROFILE OF OUTPATIENT SURGERY, 2005
PROCEDURE APG CATEGORY, PROCEDURE APG, BASED ON REPORTABLE* CPT-4 PROCEDURES

135 Orem Community Hospital

| Procedure APG category | | TOTAL # | TOTAL # (ALL Hospitals) |
|------------------------|---|---------|-------------------------|
| Procedure APG | | | |
| 01 | INTEGUMENTARY SYSTEM | 77 | 9,625 |
| | 003 COMPLEX INCISION AND DRAINAGE | 2 | 93 |
| | 004 SIMPLE INCISION AND DRAINAGE | 1 | 36 |
| | 007 COMPLEX EXCISION, BIOPSY AND DEBRIDEMENT | 54 | 1,172 |
| | 008 SIMPLE EXCISION AND BIOPSY | 2 | 975 |
| | 009 COMPLEX SKIN REPAIRS INCL INTEGUMENT GRAFTS, TRANSFER & REARRANGE | 3 | 1,274 |
| | 011 SIMPLE INCISION AND EXCISION OF BREAST | 13 | 2,672 |
| | 012 BREAST RECONSTRUCTION AND MASTECTOMY | 2 | 461 |
| 02 | MUSCULOSKELETAL SYSTEM | 1,659 | 55,271 |
| | 021 COMPLEX MUSCULOSKELETAL PROCEDURES EXCLUDING HAND AND FOOT | 104 | 6,574 |
| | 022 SIMPLE MUSCULOSKELETAL PROCEDURES EXCLUDING HAND AND FOOT | 32 | 2,116 |
| | 023 COMPLEX HAND AND FOOT MUSCULOSKELETAL PROCEDURES | 77 | 1,982 |
| | 024 SIMPLE HAND AND FOOT MUSCULOSKELETAL PROCEDURES | 458 | 11,501 |
| | 025 ARTHROSCOPY | 603 | 23,586 |
| | 028 CLOSED TREATMENT FX & DISLOCATION OF FINGER, TOE & TRUNK | 3 | 56 |
| | 029 CLOSED TREATMENT FX & DISLOCATION EXC FINGER, TOE & TRUNK | 25 | 610 |
| | 030 OPEN OR PERCUTANEOUS TREATMENT OF FRACTURES | 142 | 4,047 |
| | 031 BONE OR JOINT MANIPULATION UNDER ANESTHESIA | 11 | 429 |
| | 032 BUNION PROCEDURES | 88 | 1,497 |
| | 033 ARTHROPLASTY | 26 | 534 |
| | 034 HAND AND FOOT TENOTOMY | 11 | 275 |
| | 035 ARTHROCENTESIS AND LIGAMENT OR TENDON INJECTION | 79 | 1,881 |
| 03 | RESPIRATORY SYSTEM | 1 | 7,516 |
| | 052 NEEDLE AND CATHETER BIOPSY, ASPIRATION, LAVAGE AND INTUBATION | 1 | 721 |
| 04 | CARDIOVASCULAR SYSTEM | 6 | 31,224 |
| | 080 MINOR VASCULAR REPAIR AND FISTULA CONSTRUCTION | 1 | 743 |
| | 082 VASCULAR LIGATION | 5 | 540 |
| 05 | HEMATOLOGIC, LYMPHATIC, AND ENDOCRINE | 3 | 2,858 |
| | 095 DEEP LYMPH STRUCTURE AND THYROID PROCEDURES | 3 | 1,920 |
| 06 | DIGESTIVE SYSTEM | 136 | 103,000 |
| | 119 HERNIA AND HYDROCELE PROCEDURES | 23 | 7,107 |
| | 120 COMPLEX ANAL AND RECTAL PROCEDURES | 1 | 966 |
| | 121 SIMPLE ANAL AND RECTAL PROCEDURES | 2 | 565 |
| | 122 MISCELLANEOUS ABDOMINAL PROCEDURES | 3 | 490 |
| | 123 COMPLEX LAPAROSCOPIC PROCEDURES | 107 | 14,888 |
| 07 | URINARY SYSTEM | 4 | 7,371 |
| | 133 URINARY CATHETERIZATION AND DILATATION | 1 | 399 |
| | 136 SIMPLE CYSTOURETHROSCOPY | 3 | 617 |
| 08 | MALE GENITAL SYSTEM | 6 | 2,798 |
| | 151 TESTICULAR AND EPIDIDYMAL PROCEDURES | 5 | 1,409 |
| | 154 SIMPLE PENILE PROCEDURES | 1 | 711 |
| 09 | FEMALE GENITAL SYSTEM | 82 | 6,527 |
| | 176 COMPLEX FEMALE REPRODUCTIVE PROCEDURES | 7 | 1,506 |
| | 177 SIMPLE FEMALE REPRODUCTIVE PROCEDURES | 30 | 1,484 |
| | 178 DILATION AND CURETTAGE | 18 | 663 |
| | 179 HYSTEROSCOPY | 22 | 2,678 |

AMB ST 1-4
UTAH HOSPITAL AND FREESTANDING AMBULATORY SURGERY CENTER (FASC) UTILIZATION AND CHARGE PROFILE OF OUTPATIENT SURGERY, 2005
PROCEDURE APG CATEGORY, PROCEDURE APG, BASED ON REPORTABLE* CPT-4 PROCEDURES

135 Orem Community Hospital

| procedure APG category | | TOTAL # | TOTAL # (ALL Hospitals) |
|------------------------|--|---------|-------------------------|
| procedure APG | | | |
| | 180 COLPOSCOPY | 5 | 196 |
| 10 | NERVOUS SYSTEM | 2,029 | 27,778 |
| | 195 NERVOUS SYSTEM INJECTIONS, STIMULATIONS OR CRANIAL TAP | 1,680 | 21,371 |
| | 196 REVISION AND REMOVAL OF NEUROLOGICAL DEVICE | 10 | 229 |
| | 197 NEUROSTIMULATOR AND VENTRICULAR SHUNT IMPLANTATION | 117 | 776 |
| | 198 NERVE REPAIR AND DESTRUCTION | 222 | 4,700 |
| 11 | EYE AND OCULAR ADNEXA | 95 | 11,487 |
| | 214 CATARACT PROCEDURES | 91 | 4,675 |
| | 216 MODERATE ANTERIOR SEGMENT EYE PROCEDURES | 3 | 322 |
| | 223 VITRECTOMY | 1 | 1,675 |
| 12 | FACIAL, EAR, NOSE, MOUTH AND THROAT | 1,544 | 28,941 |
| | 233 NASAL CAUTERIZATION AND PACKING | 2 | 204 |
| | 234 COMPLEX FACIAL AND ENT PROCEDURES | 30 | 5,313 |
| | 235 SIMPLE FACIAL AND ENT PROCEDURES | 1,458 | 14,825 |
| | 236 TONSIL AND ADENOID PROCEDURES | 54 | 8,558 |

SOURCE: Utah Ambulatory Surgery Database

Utah Health Data Committee/Office of Health Care Statistics

Reportable* excludes codes in the former "Other" category and CPT blood draw codes in previous reports.

AMB ST 1-5
UTAH HOSPITAL AND FREESTANDING AMBULATORY SURGERY CENTER (FASC) UTILIZATION AND CHARGE PROFILE OF OUTPATIENT SURGERY, 2005
PROCEDURE APG CATEGORY, PROCEDURE APG, SINGLE APG ONLY
BASED ON REPORTABLE* CPT-4 PROCEDURES

135 Orem Community Hospital

| Procedure APG category | | TOTAL # | AVE TOT CHR | AVE TOT CHR(ALL Hospitals) |
|------------------------|---|---------|-------------|-----------------------------|
| Procedure APG | | | | |
| 01 | INTEGUMENTARY SYSTEM | 59 | \$2,064 | \$2,720 |
| | 004 SIMPLE INCISION AND DRAINAGE | 1 | \$1,873 | \$2,404 |
| | 007 COMPLEX EXCISION, BIOPSY AND DEBRIDEMENT | 45 | \$1,855 | \$2,947 |
| | 008 SIMPLE EXCISION AND BIOPSY | 1 | \$1,540 | \$2,811 |
| | 009 COMPLEX SKIN REPAIRS INCL INTEGUMENT GRAFTS, TRANSFER & REARRAN | 2 | \$1,995 | \$3,441 |
| | 011 SIMPLE INCISION AND EXCISION OF BREAST | 8 | \$2,336 | \$2,717 |
| | 012 BREAST RECONSTRUCTION AND MASTECTOMY | 2 | \$6,094 | \$4,527 |
| 02 | MUSCULOSKELETAL SYSTEM | 675 | \$2,757 | \$3,739 |
| | 021 COMPLEX MUSCULOSKELETAL PROCEDURES EXCLUDING HAND AND FOOT | 37 | \$3,218 | \$5,677 |
| | 022 SIMPLE MUSCULOSKELETAL PROCEDURES EXCLUDING HAND AND FOOT | 12 | \$2,410 | \$3,550 |
| | 023 COMPLEX HAND AND FOOT MUSCULOSKELETAL PROCEDURES | 28 | \$3,947 | \$4,293 |
| | 024 SIMPLE HAND AND FOOT MUSCULOSKELETAL PROCEDURES | 200 | \$1,965 | \$2,497 |
| | 025 ARTHROSCOPY | 215 | \$3,409 | \$4,162 |
| | 028 CLOSED TREATMENT FX & DISLOCATION OF FINGER, TOE & TRUNK | 3 | \$1,819 | \$2,328 |
| | 029 CLOSED TREATMENT FX & DISLOCATION EXC FINGER, TOE & TRUNK | 19 | \$1,395 | \$2,873 |
| | 030 OPEN OR PERCUTANEOUS TREATMENT OF FRACTURES | 89 | \$2,881 | \$4,697 |
| | 032 BUNION PROCEDURES | 42 | \$2,995 | \$3,289 |
| | 033 ARTHROPLASTY | 6 | \$3,756 | \$5,262 |
| | 034 HAND AND FOOT TENOTOMY | 2 | \$2,363 | \$2,079 |
| | 035 ARTHROCENTESIS AND LIGAMENT OR TENDON INJECTION | 22 | \$1,591 | \$792 |
| 04 | CARDIOVASCULAR SYSTEM | 5 | \$3,005 | \$11,714 |
| | 082 VASCULAR LIGATION | 5 | \$3,005 | \$4,974 |
| 06 | DIGESTIVE SYSTEM | 57 | \$3,926 | \$1,962 |
| | 119 HERNIA AND HYDROCELE PROCEDURES | 11 | \$3,332 | \$3,280 |
| | 120 COMPLEX ANAL AND RECTAL PROCEDURES | 1 | \$2,221 | \$2,685 |
| | 121 SIMPLE ANAL AND RECTAL PROCEDURES | 2 | \$1,796 | \$1,870 |
| | 123 COMPLEX LAPAROSCOPIC PROCEDURES | 43 | \$4,217 | \$5,679 |
| 08 | MALE GENITAL SYSTEM | 1 | \$1,376 | \$3,036 |
| | 154 SIMPLE PENILE PROCEDURES | 1 | \$1,376 | \$1,905 |
| 09 | FEMALE GENITAL SYSTEM | 33 | \$2,211 | \$3,633 |
| | 176 COMPLEX FEMALE REPRODUCTIVE PROCEDURES | 3 | \$2,911 | \$4,657 |
| | 177 SIMPLE FEMALE REPRODUCTIVE PROCEDURES | 9 | \$1,717 | \$2,716 |
| | 178 DILATION AND CURETTAGE | 15 | \$1,617 | \$2,156 |
| | 179 HYSTEROSCOPY | 6 | \$4,085 | \$4,046 |
| 10 | NERVOUS SYSTEM | 272 | \$1,602 | \$1,539 |
| | 195 NERVOUS SYSTEM INJECTIONS, STIMULATIONS OR CRANIAL TAP | 164 | \$1,441 | \$994 |
| | 196 REVISION AND REMOVAL OF NEUROLOGICAL DEVICE | 2 | \$3,113 | \$5,892 |
| | 197 NEUROSTIMULATOR AND VENTRICULAR SHUNT IMPLANTATION | 5 | \$6,198 | \$20,573 |
| | 198 NERVE REPAIR AND DESTRUCTION | 101 | \$1,606 | \$2,246 |
| 11 | EYE AND OCULAR ADNEXA | 91 | \$1,951 | \$2,803 |
| | 214 CATARACT PROCEDURES | 89 | \$1,967 | \$2,930 |
| | 216 MODERATE ANTERIOR SEGMENT EYE PROCEDURES | 2 | \$1,251 | \$2,211 |
| 12 | FACIAL, EAR, NOSE, MOUTH AND THROAT | 324 | \$1,458 | \$2,232 |
| | 233 NASAL CAUTERIZATION AND PACKING | 2 | \$886 | \$2,648 |
| | 234 COMPLEX FACIAL AND ENT PROCEDURES | 8 | \$2,699 | \$4,546 |

AMB ST 1-5
UTAH HOSPITAL AND FREESTANDING AMBULATORY SURGERY CENTER (FASC) UTILIZATION AND CHARGE PROFILE OF OUTPATIENT SURGERY, 2005
PROCEDURE APG CATEGORY, PROCEDURE APG, SINGLE APG ONLY
BASED ON REPORTABLE* CPT-4 PROCEDURES

135 Orem Community Hospital

| procedure APG category Procedure APG | TOTAL # | AVE TOT CHRG | AVE TOT CHRG(ALL Hospitals) |
|---|---------|--------------|------------------------------|
| 235 SIMPLE FACIAL AND ENT PROCEDURES | 275 | \$1,432 | \$1,623 |
| 236 TONSIL AND ADENOID PROCEDURES | 39 | \$1,420 | \$2,001 |

SOURCE: Utah Ambulatory Surgery Database
 Utah Health Data Committee/Office of Health Care Statistics
 Reportable* excludes codes in the former "Other" category and CPT blood draw codes in previous reports.

AMB ST 1-6
UTAH HOSPITAL AND FREESTANDING AMBULATORY SURGERY CENTER (FASC) UTILIZATION AND CHARGE PROFILE OF OUTPATIENT SURGERY, 2005
NUMBER OF SELECTED AMBULATORY SURGERY PATIENT VISITS BY PATIENT PROFILE

135 Orem Community Hospital

| Patient Profile | Patient Visits | | Patient Visits-All Hospitals | |
|----------------------------|----------------|------|------------------------------|------|
| | (#) | (%) | (#) | (%) |
| GENDER | | | | |
| Female | 1,872 | 57.4 | 121,269 | 54.3 |
| Male | 1,391 | 42.6 | 101,991 | 45.7 |
| Unknown | 0 | 0.0 | 13 | 0.0 |
| Not Reported | 0 | 0.0 | 5 | 0.0 |
| AGE | | | | |
| 1-28 days | 0 | 0.0 | 469 | 0.2 |
| 29-365 days | 11 | 0.3 | 3,008 | 1.3 |
| 1-4 years | 473 | 14.5 | 10,999 | 4.9 |
| 5-9 | 154 | 4.7 | 6,321 | 2.8 |
| 10-14 | 77 | 2.4 | 4,532 | 2.0 |
| 15-17 | 75 | 2.3 | 4,858 | 2.2 |
| 18-19 | 65 | 2.0 | 3,511 | 1.6 |
| 20-24 | 238 | 7.3 | 10,616 | 4.8 |
| 25-29 | 248 | 7.6 | 12,207 | 5.5 |
| 30-34 | 222 | 6.8 | 11,660 | 5.2 |
| 35-39 | 187 | 5.7 | 11,852 | 5.3 |
| 40-44 | 185 | 5.7 | 14,382 | 6.4 |
| 45-49 | 274 | 8.4 | 17,465 | 7.8 |
| 50-54 | 261 | 8.0 | 24,332 | 10.9 |
| 55-59 | 218 | 6.7 | 20,472 | 9.2 |
| 60-64 | 184 | 5.6 | 17,241 | 7.7 |
| 65-69 | 143 | 4.4 | 15,102 | 6.8 |
| 70-74 | 102 | 3.1 | 12,741 | 5.7 |
| 75-79 | 71 | 2.2 | 10,692 | 4.8 |
| 80-84 | 55 | 1.7 | 6,850 | 3.1 |
| 85-89 | 11 | 0.3 | 3,124 | 1.4 |
| 90 + | 9 | 0.3 | 842 | 0.4 |
| Not Reported | 0 | 0.0 | 471 | 0.2 |
| SOURCE OF ADMISSION | | | | |
| Physician Referral | 3,232 | 99.0 | 197,732 | 88.6 |
| Clinic Referral | 2 | 0.1 | 511 | 0.2 |
| HMO Referral | 1 | 0.0 | 3,452 | 1.5 |
| Other Hospital | 2 | 0.1 | 121 | 0.1 |
| Skilled Nursing Facility | 0 | 0.0 | 19 | 0.0 |
| Other Health Care Facility | 0 | 0.0 | 36 | 0.0 |
| Emergency Room | 26 | 0.8 | 4,092 | 1.8 |
| Court/Law Enforcement | 0 | 0.0 | 0 | 0.0 |
| Unknown | 0 | 0.0 | 7 | 0.0 |
| Not Reported | 0 | 0.0 | 17,308 | 7.8 |

(Continued)

AMB ST 1-6
UTAH HOSPITAL AND FREESTANDING AMBULATORY SURGERY CENTER (FASC) UTILIZATION AND CHARGE PROFILE OF OUTPATIENT SURGERY, 2005
NUMBER OF SELECTED AMBULATORY SURGERY PATIENT VISITS BY PATIENT PROFILE

135 Orem Community Hospital

| Patient Profile | Patient Visits | | Patient Visits-All Hospitals | |
|---|----------------|-------|------------------------------|------|
| | (#) | (%) | (#) | (%) |
| DISCHARGE STATUS | | | | |
| Home or Self Care | 3,262 | 100.0 | 222,736 | 99.8 |
| Another Hospital | 1 | 0.0 | 119 | 0.1 |
| Skilled Nursing Facility | 0 | 0.0 | 104 | 0.0 |
| Intermediate Care Facility | 0 | 0.0 | 9 | 0.0 |
| Another Type of Institution | 0 | 0.0 | 26 | 0.0 |
| Under Care of Home Service | 0 | 0.0 | 191 | 0.1 |
| Left Against Medical Advice | 0 | 0.0 | 24 | 0.0 |
| Under Care of Home IV Provider | 0 | 0.0 | 11 | 0.0 |
| Expired | 0 | 0.0 | 12 | 0.0 |
| Unknown | 0 | 0.0 | 46 | 0.0 |
| Not Reported | 0 | 0.0 | 0 | 0.0 |
| PRIMARY PAYER | | | | |
| Medicare | 436 | 13.4 | 49,290 | 22.1 |
| Medicaid | 406 | 12.4 | 14,728 | 6.6 |
| Other government | 61 | 1.9 | 5,443 | 2.4 |
| Blue Cross/Blue Shield | 30 | 0.9 | 29,900 | 13.4 |
| Other Commercial | 136 | 4.2 | 14,398 | 6.4 |
| Managed Care(HMO, PPO) | 2,004 | 61.4 | 101,684 | 45.5 |
| Self Pay | 7 | 0.2 | 2,175 | 1.0 |
| Industrial & Worker Comp | 97 | 3.0 | 4,017 | 1.8 |
| Charity and Unclassified | 2 | 0.1 | 206 | 0.1 |
| Childrens Health Insurance | 3 | 0.1 | 197 | 0.1 |
| Unknown | 81 | 2.5 | 1,148 | 0.5 |
| Not Reported | 0 | 0.0 | 92 | 0.0 |
| LOCAL HEALTH DISTRICT OF PATIENT RESIDENCE | | | | |
| Bear River | 4 | 0.1 | 15,256 | 6.8 |
| Central Utah | 352 | 10.8 | 8,217 | 3.7 |
| Davis County | 8 | 0.2 | 22,608 | 10.1 |
| Salt Lake County | 84 | 2.6 | 78,843 | 35.3 |
| Southeastern Utah | 59 | 1.8 | 5,233 | 2.3 |
| Southwest Utah | 13 | 0.4 | 12,333 | 5.5 |
| Summit County | 9 | 0.3 | 3,135 | 1.4 |
| Tooele County | 11 | 0.3 | 4,296 | 1.9 |
| Tri-County | 27 | 0.8 | 5,769 | 2.6 |
| Utah County | 2,629 | 80.6 | 35,901 | 16.1 |
| Wasatch County | 39 | 1.2 | 1,724 | 0.8 |
| Weber County | 5 | 0.2 | 20,598 | 9.2 |
| Unknown Utah | 3 | 0.1 | 49 | 0.0 |
| Outside Utah | 18 | 0.6 | 9,153 | 4.1 |
| Unknown, Not Reported | 2 | 0.1 | 163 | 0.1 |

SOURCE: Utah Ambulatory Surgery Database,
Utah Health Data Committee/Office of Health Care Statistics.

AMB ST 1-1
UTAH HOSPITAL AND FREESTANDING AMBULATORY SURGERY CENTER (FASC) UTILIZATION AND CHARGE PROFILE OF OUTPATIENT SURGERY, 2005
NUMBER OF CPT-4 AND ICD-9 REPORTABLE* PROCEDURES BY SELECTED AMBULATORY SURGERY REPORTING CATEGORY

126 Pioneer Valley Hospital

| | Procedures Performed | | Procedures Performed-All Hospitals | |
|--|----------------------|-------|------------------------------------|-------|
| | (#) | (%) | (#) | (%) |
| Reporting Category(ICD-9-CM CODES) | 3,765 | 100.0 | 319,528 | 100.0 |
| Mastectomy (85.0-85.99) | 118 | 3.1 | 7,251 | 2.3 |
| Musculoskeletal (76.0-84.99) | 494 | 13.1 | 62,442 | 19.5 |
| Respiratory (30.0-34.99) | 31 | 0.8 | 3,352 | 1.0 |
| Cardiovascular (35.0-39.99) | 147 | 3.9 | 16,471 | 5.2 |
| Lymphatic/Hemetic (40.0-41.99) | 23 | 0.6 | 2,955 | 0.9 |
| Digestive System (42.0-54.99) | 1,918 | 50.9 | 105,537 | 33.0 |
| Urinary (55.0-59.99) | 5 | 0.1 | 8,250 | 2.6 |
| Male Genital (60.0-64.99) | 4 | 0.1 | 3,729 | 1.2 |
| Female Genital (65.0-71.99) | 244 | 6.5 | 14,736 | 4.6 |
| Endocrine/Nervous (01.0-07.99) | 519 | 13.8 | 30,031 | 9.4 |
| Eye (08.0-16.99) | 21 | 0.6 | 19,655 | 6.2 |
| Ear (18.0-20.99) | 90 | 2.4 | 15,107 | 4.7 |
| Nose, Mouth, Pharynx (21.0-29.99) | 151 | 4.0 | 30,012 | 9.4 |
| Reporting Category(CPT-4 CODES) | 3,953 | 100.0 | 307,031 | 100.0 |
| Mastectomy (19120-19220) | 69 | 1.7 | 3,138 | 1.0 |
| Musculoskeletal (20000-29909) | 528 | 13.4 | 61,634 | 20.1 |
| Respiratory (30000-32999 & 39501-39599) | 125 | 3.2 | 13,104 | 4.3 |
| Cardiovascular (33010-37799 & 93501-93660) | 575 | 14.5 | 37,099 | 12.1 |
| Lymphatic/Hemetic (38100-38999) | 24 | 0.6 | 2,706 | 0.9 |
| Digestive (40490-49999) | 1,985 | 50.2 | 114,818 | 37.4 |
| Urinary (50010-53899) | 8 | 0.2 | 8,591 | 2.8 |
| Male Genital (54000-55899) | 4 | 0.1 | 3,154 | 1.0 |
| Female Genital (56405-58999) | 204 | 5.2 | 11,166 | 3.6 |
| Endocrine/Nervous (60000-64999) | 337 | 8.5 | 31,549 | 10.3 |
| Eye (65091-68899) | 11 | 0.3 | 11,740 | 3.8 |
| Ear (69000-69979) | 83 | 2.1 | 8,332 | 2.7 |

SOURCE: Utah Ambulatory Surgery Database
Utah Health Data Committee/Office of Health Care Statistics.
Reportable* excludes codes in the former "Other" category and CPT blood draw codes in previous reports.

AMB ST 1-2
UTAH HOSPITAL AND FREESTANDING AMBULATORY SURGERY CENTER (FASC) UTILIZATION AND CHARGE PROFILE OF OUTPATIENT SURGERY, 2005
MOST COMMONLY PERFORMED CPT-4 AND ICD-9 REPORTABLE* PROCEDURES

126 Pioneer Valley Hospital

| ICD-9 CODE | ICD-9 DESCRIPTION | # | % | % ALL Hospitals |
|----------------------|-------------------------------------|-------|-------|-----------------|
| All ICD-9 Procedures | | 3,765 | 100.0 | 100.0 |
| 4523 | COLONOSCOPY | 572 | 15.2 | 7.33 |
| 4516 | EGD W/CLOS BX | 433 | 11.5 | 5.33 |
| 4525 | CLOS [ENDO] BX LARGE INTESTINE | 217 | 5.8 | 2.58 |
| 0391 | INJECTION ANES-SPINAL CANAL ANALG | 209 | 5.6 | 2.49 |
| 0392 | INJECTION OTH AGT INTO SPINAL CANAL | 209 | 5.6 | 3.15 |
| 4513 | OTHER ENDOSCOPY OF SMALL INTESTINE | 144 | 3.8 | 2.02 |
| 4542 | ENDO POLYPECTOMY LARGE INTESTINE | 122 | 3.2 | 3.85 |
| 2001 | MYRINGOTOMY WITH INSERTION OF TUBE | 77 | 2.0 | 3.86 |
| 5123 | LAPAROSCOPIC CHOLECYSTECTOMY | 68 | 1.8 | 1.93 |
| 8521 | LOCAL EXCISION OF LESION OF BREAST | 68 | 1.8 | 0.91 |
| 3722 | LEFT HEART CARDIAC CATHETERIZATION | 56 | 1.5 | 1.11 |
| 6823 | ENDOMETRIAL ABLATION | 44 | 1.2 | 0.59 |
| 6629 | OTH BIL ENDO DESTRUC FALLOP TUBES | 41 | 1.1 | 0.31 |
| 5011 | CLOSED BIOPSY OF LIVER | 40 | 1.1 | 0.33 |
| 4292 | DILATION OF ESOPHAGUS | 34 | 0.9 | 1.37 |
| 3950 | ANGPLSTY/ATHERECT OTH NON-COR VES | 33 | 0.9 | 0.21 |
| 8519 | OTHER DIAGNOSTIC PROCEDURES BREAST | 30 | 0.8 | 0.26 |
| 2169 | OTHER TURBINECTOMY | 26 | 0.7 | 0.67 |
| 0443 | RELEASE OF CARPAL TUNNEL | 25 | 0.7 | 1.13 |
| 283 | TONSILLECTOMY WITH ADENOIDECTOMY | 24 | 0.6 | 1.73 |

| CPT-4 CODE | CPT-4 DESCRIPTION | # | % | % ALL Hospitals |
|----------------------|----------------------------------|-------|-------|-----------------|
| All CPT-4 Procedures | | 3,953 | 100.0 | 100.0 |
| 45378 | COLONOSCOPY FLEX; DX-SEP PROC | 572 | 14.5 | 7.15 |
| 43239 | UGI ENDO; W/BX 1/MX | 432 | 10.9 | 5.40 |
| 45380 | COLONOSCOPY FLEX; W/BX 1/MX | 252 | 6.4 | 5.50 |
| 62311 | INJ 1 NOT NEUROLYTIC-EPID; LUMB/ | 203 | 5.1 | 1.69 |
| 45385 | COLONOSCOPY FLEX; W/REMV LES-SNA | 113 | 2.9 | 1.80 |
| 69436 | TYMPANOSTOMY GENERAL ANESTHESIA | 70 | 1.8 | 2.08 |
| 43235 | UGI ENDO; DX W/WO CLCT SPECMN-SP | 67 | 1.7 | 1.34 |
| 93545 | INJ PROC-CATH; SELECT CORONRY AN | 65 | 1.6 | 1.40 |
| 93543 | INJ PROC-CATH; LT VENT/ATRIAL AN | 60 | 1.5 | 1.32 |
| 93510 | LT HRT CATH RETRO-BRACH/FEM; PER | 55 | 1.4 | 1.12 |
| 93555 | IMAG SUPERVS I&R-CATH; VENT/ATRI | 55 | 1.4 | 1.16 |
| 93556 | IMAG SUPERVS I&R-CATH; PULM ANGI | 55 | 1.4 | 1.20 |
| 47562 | LAPAROSCOPY SURGICAL; CHOLECT | 53 | 1.3 | 0.72 |
| 47000 | BIOPSY LIVER NEEDLE; PERCUTANEOU | 40 | 1.0 | 0.34 |
| 30140 | SUBMUCOS RES TURBINATE PART/CMPL | 39 | 1.0 | 0.58 |
| 58563 | HYSTEROSC SURG; W/ENDOMETRIAL AB | 38 | 1.0 | 0.46 |
| 58671 | LAP SURG; W/OCCLUS OVIDUCTS-DEVI | 35 | 0.9 | 0.18 |
| 19120 | EXC BRST CYST TUMR/LES OPN M/F 1 | 34 | 0.9 | 0.59 |
| 19125 | EXC BRST LES ID RAD MARKR OPN;1 | 33 | 0.8 | 0.27 |
| 44799 | UNLISTED PROCEDURE INTESTINE | 33 | 0.8 | 0.04 |

SOURCE: Utah Ambulatory Surgery Database

Utah Health Data Committee/Office of Health Care Statistics

Reportable* excludes codes in the former "Other" category and CPT4 blood draw codes in previous reports.

AMB ST 1-3

UTAH HOSPITAL AND FREESTANDING AMBULATORY SURGERY CENTER (FASC) UTILIZATION AND CHARGE PROFILE OF OUTPATIENT SURGERY, 2005
 AVERAGE TOTAL CHARGES FOR MOST COMMONLY PERFORMED CPT-4 AND ICD-9 REPORTABLE* PROCEDURES, SINGLE ICD-9 OR CPT-4 ONLY

126 Pioneer Valley Hospital

| ICD-9 CODE | ICD-9 DESCRIPTION | # | AVE TOT CHR | AVE TOT CHR(ALL Hospitals) |
|------------------|------------------------------------|-------|-------------|-----------------------------|
| ICD-9 Procedures | | 1,946 | \$3,918 | \$2,879 |
| 4523 | COLONOSCOPY | 471 | \$1,507 | \$903 |
| 4516 | EGD W/CLOS BX | 267 | \$1,975 | \$1,210 |
| 4525 | CLOS [ENDO] BX LARGE INTESTINE | 156 | \$2,186 | \$1,300 |
| 4513 | OTHER ENDOSCOPY OF SMALL INTESTINE | 101 | \$2,238 | \$1,077 |
| 4542 | ENDO POLYPECTOMY LARGE INTESTINE | 98 | \$2,495 | \$1,238 |
| 5123 | LAPAROSCOPIC CHOLECYSTECTOMY | 53 | \$8,759 | \$5,675 |
| 3722 | LEFT HEART CARDIAC CATHETERIZATION | 49 | \$11,344 | \$6,068 |
| 5011 | CLOSED BIOPSY OF LIVER | 39 | \$2,517 | \$2,156 |
| 6629 | OTH BIL ENDO DESTRUC FALLOP TUBES | 36 | \$5,186 | \$3,429 |
| 8521 | LOCAL EXCISION OF LESION OF BREAST | 22 | \$4,975 | \$2,505 |
| 283 | TONSILLECTOMY WITH ADENOIDECTOMY | 21 | \$3,524 | \$1,976 |
| 3950 | ANGIPLSTY/ATHERECT OTH NON-COR VES | 20 | \$27,501 | \$10,836 |
| 6902 | DILATION&CURET FOLLOWING DELIV/AB | 20 | \$3,518 | \$2,542 |
| 6823 | ENDOMETRIAL ABLATION | 18 | \$5,789 | \$4,658 |
| 3893 | VENOUS CATHETERIZATION NEC | 17 | \$2,346 | \$2,942 |
| 4223 | OTHER ESOPHAGOSCOPY | 16 | \$981 | \$1,775 |
| 806 | EXCISION SEMILUNAR CARTILAGE KNEE | 16 | \$5,650 | \$3,682 |
| 5491 | PERCUTANEOUS ABDOMINAL DRAINAGE | 14 | \$1,481 | \$1,377 |
| 5110 | ERCP | 13 | \$3,300 | \$3,465 |
| 0443 | RELEASE OF CARPAL TUNNEL | 12 | \$4,124 | \$1,948 |

| CPT-4 CODE | CPT-4 DESCRIPTION | # | AVE TOT CHR | AVE TOT CHR(ALL Hospitals) |
|------------------|-----------------------------------|-------|-------------|-----------------------------|
| CPT-4 Procedures | | 2,178 | \$3,124 | \$2,664 |
| 45378 | COLONOSCOPY FLEX; DX-SEP PROC | 471 | \$1,505 | \$907 |
| 43239 | UGI ENDO; W/BX 1/MX | 268 | \$1,974 | \$1,205 |
| 62311 | INJ 1 NOT NEUROLYTIC-EPID; LUMB/ | 202 | \$1,431 | \$941 |
| 45380 | COLONOSCOPY FLEX; W/BX 1/MX | 183 | \$2,176 | \$1,227 |
| 45385 | COLONOSCOPY FLEX; W/REMV LES-SNA | 82 | \$2,449 | \$1,353 |
| 43235 | UGI ENDO; DX W/WO CLCT SPECMN-SP | 49 | \$2,234 | \$1,012 |
| 47562 | LAPAROSCOPY SURGICAL; CHOLECT | 43 | \$8,398 | \$5,216 |
| 47000 | BIOPSY LIVER NEEDLE; PERCUTANEOU | 39 | \$2,517 | \$2,075 |
| 44799 | UNLISTED PROCEDURE INTESTINE | 31 | \$1,701 | \$1,659 |
| 58671 | LAP SURG; W/OCCLUS OVIDUCTS-DEVI | 29 | \$5,279 | \$3,702 |
| 36430 | TRANSFUSION BLOOD/BLOOD COMPONENT | 26 | \$3,318 | \$2,478 |
| 19125 | EXC BRST LES ID RAD MARKR OPN;1 | 24 | \$5,848 | \$3,257 |
| 25246 | INJECTION PROC WRIST ARTHROGRAPH | 24 | \$1,626 | \$1,724 |
| 23350 | INJ SHLDR ARTHROGRPH/ENHNCD CT/M | 22 | \$3,215 | \$2,487 |
| 49505 | REPR INIT ING HERNIA 5YR/MORE; R | 22 | \$5,477 | \$3,442 |
| 19120 | EXC BRST CYST TUMR/LES OPN M/F 1 | 20 | \$4,950 | \$2,463 |
| 43499 | UNLISTED PROCEDURE ESOPHAGUS | 18 | \$983 | \$1,067 |
| 43236 | UP GI ENDO ESOPH STOMCH;SUBMCOS | 17 | \$3,601 | \$2,638 |
| 43249 | UGI ENDO; W/BALLOON DILAT ESOPHA | 17 | \$1,852 | \$1,471 |
| 20680 | REMOVAL OF IMPLANT; DEEP | 16 | \$4,971 | \$2,573 |

SOURCE: Utah Ambulatory Surgery Database
 Reportable* excludes codes in the former "Other" category and CPT4 blood draw codes in previous reports.

AMB ST 1-4
UTAH HOSPITAL AND FREESTANDING AMBULATORY SURGERY CENTER (FASC) UTILIZATION AND CHARGE PROFILE OF OUTPATIENT SURGERY, 2005
PROCEDURE APG CATEGORY, PROCEDURE APG, BASED ON REPORTABLE* CPT-4 PROCEDURES

126 Pioneer Valley Hospital

| Procedure APG category | | TOTAL # | TOTAL # (ALL Hospitals) |
|------------------------|---|---------|-------------------------|
| Procedure APG | | | |
| 01 | INTEGUMENTARY SYSTEM | 168 | 9,625 |
| | 002 SUPERFICIAL NEEDLE BIOPSY AND ASPIRATION | 50 | 2,764 |
| | 003 COMPLEX INCISION AND DRAINAGE | 2 | 93 |
| | 004 SIMPLE INCISION AND DRAINAGE | 1 | 36 |
| | 006 SIMPLE DEBRIDEMENT AND DESTRUCTION | 2 | 163 |
| | 007 COMPLEX EXCISION, BIOPSY AND DEBRIDEMENT | 10 | 1,172 |
| | 008 SIMPLE EXCISION AND BIOPSY | 12 | 975 |
| | 009 COMPLEX SKIN REPAIRS INCL INTEGUMENT GRAFTS, TRANSFER & REARRANGE | 22 | 1,274 |
| | 011 SIMPLE INCISION AND EXCISION OF BREAST | 67 | 2,672 |
| | 012 BREAST RECONSTRUCTION AND MASTECTOMY | 2 | 461 |
| 02 | MUSCULOSKELETAL SYSTEM | 435 | 55,271 |
| | 021 COMPLEX MUSCULOSKELETAL PROCEDURES EXCLUDING HAND AND FOOT | 70 | 6,574 |
| | 022 SIMPLE MUSCULOSKELETAL PROCEDURES EXCLUDING HAND AND FOOT | 24 | 2,116 |
| | 023 COMPLEX HAND AND FOOT MUSCULOSKELETAL PROCEDURES | 40 | 1,982 |
| | 024 SIMPLE HAND AND FOOT MUSCULOSKELETAL PROCEDURES | 135 | 11,501 |
| | 025 ARTHROSCOPY | 92 | 23,586 |
| | 027 SPLINT, STRAPPING AND CAST REMOVAL | 2 | 103 |
| | 029 CLOSED TREATMENT FX & DISLOCATION EXC FINGER, TOE & TRUNK | 1 | 610 |
| | 030 OPEN OR PERCUTANEOUS TREATMENT OF FRACTURES | 25 | 4,047 |
| | 031 BONE OR JOINT MANIPULATION UNDER ANESTHESIA | 2 | 429 |
| | 032 BUNION PROCEDURES | 15 | 1,497 |
| | 033 ARTHROPLASTY | 6 | 534 |
| | 034 HAND AND FOOT TENOTOMY | 1 | 275 |
| | 035 ARTHROCENTESIS AND LIGAMENT OR TENDON INJECTION | 22 | 1,881 |
| 03 | RESPIRATORY SYSTEM | 70 | 7,516 |
| | 052 NEEDLE AND CATHETER BIOPSY, ASPIRATION, LAVAGE AND INTUBATION | 24 | 721 |
| | 053 COMPLEX ENDOSCOPY OF THE UPPER AIRWAY | 29 | 4,668 |
| | 055 ENDOSCOPY OF THE LOWER AIRWAY | 17 | 1,784 |
| 04 | CARDIOVASCULAR SYSTEM | 406 | 31,224 |
| | 074 CARDIAC ELECTROPHYSIOLOGIC TESTS | 2 | 3,470 |
| | 076 DIAGNOSTIC CARDIAC CATHETERIZATION | 319 | 22,437 |
| | 077 ANGIOPLASTY AND TRANSCATHETER PROCEDURES | 66 | 2,087 |
| | 078 PACEMAKER INSERTION AND REPLACEMENT | 9 | 606 |
| | 079 REMOVAL AND REVISION OF PACEMAKER AND VASCULAR DEVICE | 6 | 844 |
| | 082 VASCULAR LIGATION | 4 | 540 |
| 05 | HEMATOLOGIC, LYMPHATIC, AND ENDOCRINE | 47 | 2,858 |
| | 095 DEEP LYMPH STRUCTURE AND THYROID PROCEDURES | 21 | 1,920 |
| | 097 TRANSFUSION | 26 | 808 |
| 06 | DIGESTIVE SYSTEM | 1,933 | 103,000 |
| | 111 ALIMENTARY TESTS AND SIMPLE TUBE PLACEMENT | 1 | 155 |
| | 112 ESOPHAGEAL DILATION WITHOUT ENDOSCOPY | 3 | 1,254 |
| | 113 ANOSCOPY WITH BIOPSY AND DIAGNOSTIC PROCTOSIGMOIDOSCOPY | 5 | 683 |
| | 115 DIAGNOSTIC UPPER GI ENDOSCOPY OR INTUBATION | 503 | 20,979 |
| | 116 THERAPEUTIC UPPER GI ENDOSCOPY OR INTUBATION | 88 | 5,802 |
| | 117 LOWER GASTROINTESTINAL ENDOSCOPY | 950 | 47,252 |
| | 118 ERCP AND MISCELLANEOUS GI ENDOSCOPY PROCEDURES | 36 | 1,917 |

AMB ST 1-4
UTAH HOSPITAL AND FREESTANDING AMBULATORY SURGERY CENTER (FASC) UTILIZATION AND CHARGE PROFILE OF OUTPATIENT SURGERY, 2005
PROCEDURE APG CATEGORY, PROCEDURE APG, BASED ON REPORTABLE* CPT-4 PROCEDURES

126 Pioneer Valley Hospital

| procedure APG category | | TOTAL # | TOTAL # (ALL Hospitals) |
|------------------------|--|---------|-------------------------|
| procedure APG | | | |
| 119 | HERNIA AND HYDROCELE PROCEDURES | 77 | 7,107 |
| 120 | COMPLEX ANAL AND RECTAL PROCEDURES | 3 | 966 |
| 121 | SIMPLE ANAL AND RECTAL PROCEDURES | 3 | 565 |
| 122 | MISCELLANEOUS ABDOMINAL PROCEDURES | 56 | 490 |
| 123 | COMPLEX LAPAROSCOPIC PROCEDURES | 201 | 14,888 |
| 124 | SIMPLE LAPAROSCOPIC PROCEDURES | 7 | 244 |
| 07 | URINARY SYSTEM | 1 | 7,371 |
| 136 | SIMPLE CYSTOURETHROSCOPY | 1 | 617 |
| 08 | MALE GENITAL SYSTEM | 4 | 2,798 |
| 151 | TESTICULAR AND EPIDIDYMAL PROCEDURES | 2 | 1,409 |
| 154 | SIMPLE PENILE PROCEDURES | 2 | 711 |
| 09 | FEMALE GENITAL SYSTEM | 112 | 6,527 |
| 176 | COMPLEX FEMALE REPRODUCTIVE PROCEDURES | 12 | 1,506 |
| 177 | SIMPLE FEMALE REPRODUCTIVE PROCEDURES | 18 | 1,484 |
| 178 | DILATION AND CURETTAGE | 15 | 663 |
| 179 | HYSTEROSCOPY | 67 | 2,678 |
| 10 | NERVOUS SYSTEM | 298 | 27,778 |
| 195 | NERVOUS SYSTEM INJECTIONS, STIMULATIONS OR CRANIAL TAP | 225 | 21,371 |
| 196 | REVISION AND REMOVAL OF NEUROLOGICAL DEVICE | 8 | 229 |
| 197 | NEUROSTIMULATOR AND VENTRICULAR SHUNT IMPLANTATION | 11 | 776 |
| 198 | NERVE REPAIR AND DESTRUCTION | 53 | 4,700 |
| 199 | SPINAL TAP | 1 | 702 |
| 11 | EYE AND OCULAR ADNEXA | 11 | 11,487 |
| 214 | CATARACT PROCEDURES | 10 | 4,675 |
| 217 | SIMPLE ANTERIOR SEGMENT EYE PROCEDURES | 1 | 201 |
| 12 | FACIAL, EAR, NOSE, MOUTH AND THROAT | 219 | 28,941 |
| 234 | COMPLEX FACIAL AND ENT PROCEDURES | 45 | 5,313 |
| 235 | SIMPLE FACIAL AND ENT PROCEDURES | 127 | 14,825 |
| 236 | TONSIL AND ADENOID PROCEDURES | 47 | 8,558 |
| 13 | THERAPEUTIC AND OTHER RADIOLOGICAL PROCEDURES | 171 | 3,489 |
| 253 | VASCULAR RADIOLOGY EXCEPT FOR VENOGRAPHY OF EXTREMITY | 108 | 1,503 |
| 254 | MYELOGRAPHY | 2 | 307 |
| 255 | MISCELLANEOUS RADIOLOGICAL PROCEDURES WITH CONTRAST | 61 | 1,673 |

SOURCE: Utah Ambulatory Surgery Database

Utah Health Data Committee/Office of Health Care Statistics

Reportable* excludes codes in the former "Other" category and CPT blood draw codes in previous reports.

AMB ST 1-5
UTAH HOSPITAL AND FREESTANDING AMBULATORY SURGERY CENTER (FASC) UTILIZATION AND CHARGE PROFILE OF OUTPATIENT SURGERY, 2005
PROCEDURE APG CATEGORY, PROCEDURE APG, SINGLE APG ONLY
BASED ON REPORTABLE* CPT-4 PROCEDURES

126 Pioneer Valley Hospital

| Procedure APG category | Procedure APG | TOTAL # | AVE TOT CHR | AVE TOT CHR(ALL Hospitals) |
|------------------------|---|---------|-------------|-----------------------------|
| 01 | INTEGUMENTARY SYSTEM | 130 | \$3,859 | \$2,720 |
| | 002 SUPERFICIAL NEEDLE BIOPSY AND ASPIRATION | 49 | \$2,274 | \$2,110 |
| | 003 COMPLEX INCISION AND DRAINAGE | 2 | \$6,477 | \$3,617 |
| | 004 SIMPLE INCISION AND DRAINAGE | 1 | \$3,631 | \$2,404 |
| | 006 SIMPLE DEBRIDEMENT AND DESTRUCTION | 1 | \$4,250 | \$2,265 |
| | 007 COMPLEX EXCISION, BIOPSY AND DEBRIDEMENT | 7 | \$7,115 | \$2,947 |
| | 008 SIMPLE EXCISION AND BIOPSY | 7 | \$3,816 | \$2,811 |
| | 009 COMPLEX SKIN REPAIRS INCL INTEGUMENT GRAFTS, TRANSFER & REARRAN | 19 | \$2,819 | \$3,441 |
| | 011 SIMPLE INCISION AND EXCISION OF BREAST | 44 | \$5,440 | \$2,717 |
| 02 | MUSCULOSKELETAL SYSTEM | 148 | \$6,881 | \$3,739 |
| | 021 COMPLEX MUSCULOSKELETAL PROCEDURES EXCLUDING HAND AND FOOT | 21 | \$10,382 | \$5,677 |
| | 022 SIMPLE MUSCULOSKELETAL PROCEDURES EXCLUDING HAND AND FOOT | 3 | \$4,052 | \$3,550 |
| | 023 COMPLEX HAND AND FOOT MUSCULOSKELETAL PROCEDURES | 4 | \$10,410 | \$4,293 |
| | 024 SIMPLE HAND AND FOOT MUSCULOSKELETAL PROCEDURES | 44 | \$5,100 | \$2,497 |
| | 025 ARTHROSCOPY | 41 | \$6,534 | \$4,162 |
| | 027 SPLINT, STRAPPING AND CAST REMOVAL | 1 | \$230 | \$1,088 |
| | 029 CLOSED TREATMENT FX & DISLOCATION EXC FINGER, TOE & TRUNK | 1 | \$5,714 | \$2,873 |
| | 030 OPEN OR PERCUTANEOUS TREATMENT OF FRACTURES | 23 | \$8,382 | \$4,697 |
| | 031 BONE OR JOINT MANIPULATION UNDER ANESTHESIA | 1 | \$3,066 | \$2,274 |
| | 032 BUNION PROCEDURES | 4 | \$7,968 | \$3,289 |
| | 033 ARTHROPLASTY | 1 | \$17,430 | \$5,262 |
| | 035 ARTHROCENTESIS AND LIGAMENT OR TENDON INJECTION | 4 | \$811 | \$792 |
| 03 | RESPIRATORY SYSTEM | 37 | \$2,040 | \$1,861 |
| | 052 NEEDLE AND CATHETER BIOPSY, ASPIRATION, LAVAGE AND INTUBATION | 24 | \$1,988 | \$1,117 |
| | 053 COMPLEX ENDOSCOPY OF THE UPPER AIRWAY | 2 | \$4,588 | \$3,101 |
| | 055 ENDOSCOPY OF THE LOWER AIRWAY | 11 | \$1,691 | \$2,026 |
| 04 | CARDIOVASCULAR SYSTEM | 6 | \$18,184 | \$11,714 |
| | 076 DIAGNOSTIC CARDIAC CATHETERIZATION | 1 | \$14,456 | \$7,275 |
| | 078 PACEMAKER INSERTION AND REPLACEMENT | 3 | \$21,544 | \$20,119 |
| | 082 VASCULAR LIGATION | 2 | \$15,008 | \$4,974 |
| 05 | HEMATOLOGIC, LYMPHATIC, AND ENDOCRINE | 35 | \$5,104 | \$4,419 |
| | 095 DEEP LYMPH STRUCTURE AND THYROID PROCEDURES | 9 | \$10,264 | \$4,406 |
| | 097 TRANSFUSION | 26 | \$3,318 | \$2,478 |
| 06 | DIGESTIVE SYSTEM | 1,378 | \$2,569 | \$1,962 |
| | 113 ANOSCOPY WITH BIOPSY AND DIAGNOSTIC PROCTOSIGMOIDOSCOPY | 5 | \$1,001 | \$984 |
| | 115 DIAGNOSTIC UPPER GI ENDOSCOPY OR INTUBATION | 319 | \$2,013 | \$1,165 |
| | 116 THERAPEUTIC UPPER GI ENDOSCOPY OR INTUBATION | 62 | \$2,534 | \$1,658 |
| | 117 LOWER GASTROINTESTINAL ENDOSCOPY | 741 | \$1,779 | \$1,067 |
| | 118 ERCP AND MISCELLANEOUS GI ENDOSCOPY PROCEDURES | 17 | \$3,151 | \$3,503 |
| | 119 HERNIA AND HYDROCELE PROCEDURES | 37 | \$5,679 | \$3,280 |
| | 120 COMPLEX ANAL AND RECTAL PROCEDURES | 3 | \$4,316 | \$2,685 |
| | 121 SIMPLE ANAL AND RECTAL PROCEDURES | 3 | \$3,132 | \$1,870 |
| | 122 MISCELLANEOUS ABDOMINAL PROCEDURES | 53 | \$1,660 | \$2,977 |
| | 123 COMPLEX LAPAROSCOPIC PROCEDURES | 138 | \$7,566 | \$5,679 |
| 09 | FEMALE GENITAL SYSTEM | 33 | \$4,867 | \$3,633 |

AMB ST 1-5
UTAH HOSPITAL AND FREESTANDING AMBULATORY SURGERY CENTER (FASC) UTILIZATION AND CHARGE PROFILE OF OUTPATIENT SURGERY, 2005
PROCEDURE APG CATEGORY, PROCEDURE APG, SINGLE APG ONLY
BASED ON REPORTABLE* CPT-4 PROCEDURES

126 Pioneer Valley Hospital

| procedure APG category | | TOTAL # | AVE TOT CHRG | AVE TOT CHRG(ALL Hospitals) |
|------------------------|--|---------|--------------|------------------------------|
| Procedure APG | | | | |
| 176 | COMPLEX FEMALE REPRODUCTIVE PROCEDURES | 6 | \$5,539 | \$4,657 |
| 177 | SIMPLE FEMALE REPRODUCTIVE PROCEDURES | 12 | \$4,199 | \$2,716 |
| 178 | DILATION AND CURETTAGE | 3 | \$4,485 | \$2,156 |
| 179 | HYSTEROSCOPY | 12 | \$5,294 | \$4,046 |
| 10 | NERVOUS SYSTEM | 222 | \$1,626 | \$1,539 |
| 195 | NERVOUS SYSTEM INJECTIONS, STIMULATIONS OR CRANIAL TAP | 207 | \$1,411 | \$994 |
| 196 | REVISION AND REMOVAL OF NEUROLOGICAL DEVICE | 2 | \$5,001 | \$5,892 |
| 198 | NERVE REPAIR AND DESTRUCTION | 12 | \$4,831 | \$2,246 |
| 199 | SPINAL TAP | 1 | \$984 | \$1,728 |
| 11 | EYE AND OCULAR ADNEXA | 11 | \$5,040 | \$2,803 |
| 214 | CATARACT PROCEDURES | 10 | \$5,182 | \$2,930 |
| 217 | SIMPLE ANTERIOR SEGMENT EYE PROCEDURES | 1 | \$3,621 | \$2,213 |
| 12 | FACIAL, EAR, NOSE, MOUTH AND THROAT | 72 | \$4,618 | \$2,232 |
| 234 | COMPLEX FACIAL AND ENT PROCEDURES | 15 | \$10,123 | \$4,546 |
| 235 | SIMPLE FACIAL AND ENT PROCEDURES | 22 | \$2,872 | \$1,623 |
| 236 | TONSIL AND ADENOID PROCEDURES | 35 | \$3,356 | \$2,001 |
| 13 | THERAPEUTIC AND OTHER RADIOLOGICAL PROCEDURES | 75 | \$2,941 | \$3,887 |
| 253 | VASCULAR RADIOLOGY EXCEPT FOR VENOGRAPHY OF EXTREMITY | 12 | \$7,638 | \$12,212 |
| 254 | MYELOGRAPHY | 2 | \$2,893 | \$2,899 |
| 255 | MISCELLANEOUS RADIOLOGICAL PROCEDURES WITH CONTRAST | 61 | \$2,019 | \$2,848 |

SOURCE: Utah Ambulatory Surgery Database

Utah Health Data Committee/Office of Health Care Statistics

Reportable* excludes codes in the former "Other" category and CPT blood draw codes in previous reports.

AMB ST 1-6
UTAH HOSPITAL AND FREESTANDING AMBULATORY SURGERY CENTER (FASC) UTILIZATION AND CHARGE PROFILE OF OUTPATIENT SURGERY, 2005
NUMBER OF SELECTED AMBULATORY SURGERY PATIENT VISITS BY PATIENT PROFILE

126 Pioneer Valley Hospital

| Patient Profile | Patient Visits | | Patient Visits-All Hospitals | |
|----------------------------|----------------|------|------------------------------|------|
| | (#) | (%) | (#) | (%) |
| GENDER | | | | |
| Female | 1,705 | 58.5 | 121,269 | 54.3 |
| Male | 1,212 | 41.5 | 101,991 | 45.7 |
| Unknown | 0 | 0.0 | 13 | 0.0 |
| Not Reported | 0 | 0.0 | 5 | 0.0 |
| AGE | | | | |
| 1-28 days | 0 | 0.0 | 469 | 0.2 |
| 29-365 days | 9 | 0.3 | 3,008 | 1.3 |
| 1-4 years | 35 | 1.2 | 10,999 | 4.9 |
| 5-9 | 27 | 0.9 | 6,321 | 2.8 |
| 10-14 | 20 | 0.7 | 4,532 | 2.0 |
| 15-17 | 35 | 1.2 | 4,858 | 2.2 |
| 18-19 | 32 | 1.1 | 3,511 | 1.6 |
| 20-24 | 128 | 4.4 | 10,616 | 4.8 |
| 25-29 | 172 | 5.9 | 12,207 | 5.5 |
| 30-34 | 185 | 6.3 | 11,660 | 5.2 |
| 35-39 | 191 | 6.5 | 11,852 | 5.3 |
| 40-44 | 231 | 7.9 | 14,382 | 6.4 |
| 45-49 | 246 | 8.4 | 17,465 | 7.8 |
| 50-54 | 342 | 11.7 | 24,332 | 10.9 |
| 55-59 | 294 | 10.1 | 20,472 | 9.2 |
| 60-64 | 254 | 8.7 | 17,241 | 7.7 |
| 65-69 | 243 | 8.3 | 15,102 | 6.8 |
| 70-74 | 193 | 6.6 | 12,741 | 5.7 |
| 75-79 | 132 | 4.5 | 10,692 | 4.8 |
| 80-84 | 97 | 3.3 | 6,850 | 3.1 |
| 85-89 | 41 | 1.4 | 3,124 | 1.4 |
| 90 + | 10 | 0.3 | 842 | 0.4 |
| Not Reported | 0 | 0.0 | 471 | 0.2 |
| SOURCE OF ADMISSION | | | | |
| Physician Referral | 2,888 | 99.0 | 197,732 | 88.6 |
| Clinic Referral | 14 | 0.5 | 511 | 0.2 |
| HMO Referral | 2 | 0.1 | 3,452 | 1.5 |
| Other Hospital | 2 | 0.1 | 121 | 0.1 |
| Skilled Nursing Facility | 0 | 0.0 | 19 | 0.0 |
| Other Health Care Facility | 1 | 0.0 | 36 | 0.0 |
| Emergency Room | 8 | 0.3 | 4,092 | 1.8 |
| Court/Law Enforcement | 0 | 0.0 | 0 | 0.0 |
| Unknown | 1 | 0.0 | 7 | 0.0 |
| Not Reported | 1 | 0.0 | 17,308 | 7.8 |

(Continued)

AMB ST 1-6
UTAH HOSPITAL AND FREESTANDING AMBULATORY SURGERY CENTER (FASC) UTILIZATION AND CHARGE PROFILE OF OUTPATIENT SURGERY, 2005
NUMBER OF SELECTED AMBULATORY SURGERY PATIENT VISITS BY PATIENT PROFILE

126 Pioneer Valley Hospital

| Patient Profile | Patient Visits | | Patient Visits-All Hospitals | |
|---|----------------|------|------------------------------|------|
| | (#) | (%) | (#) | (%) |
| DISCHARGE STATUS | | | | |
| Home or Self Care | 2,909 | 99.7 | 222,736 | 99.8 |
| Another Hospital | 2 | 0.1 | 119 | 0.1 |
| Skilled Nursing Facility | 2 | 0.1 | 104 | 0.0 |
| Intermediate Care Facility | 0 | 0.0 | 9 | 0.0 |
| Another Type of Institution | 0 | 0.0 | 26 | 0.0 |
| Under Care of Home Service | 2 | 0.1 | 191 | 0.1 |
| Left Against Medical Advice | 1 | 0.0 | 24 | 0.0 |
| Under Care of Home IV Provider | 0 | 0.0 | 11 | 0.0 |
| Expired | 0 | 0.0 | 12 | 0.0 |
| Unknown | 1 | 0.0 | 46 | 0.0 |
| Not Reported | 0 | 0.0 | 0 | 0.0 |
| PRIMARY PAYER | | | | |
| Medicare | 733 | 25.1 | 49,290 | 22.1 |
| Medicaid | 246 | 8.4 | 14,728 | 6.6 |
| Other government | 34 | 1.2 | 5,443 | 2.4 |
| Blue Cross/Blue Shield | 575 | 19.7 | 29,900 | 13.4 |
| Other Commercial | 366 | 12.5 | 14,398 | 6.4 |
| Managed Care(HMO, PPO) | 861 | 29.5 | 101,684 | 45.5 |
| Self Pay | 35 | 1.2 | 2,175 | 1.0 |
| Industrial & Worker Comp | 61 | 2.1 | 4,017 | 1.8 |
| Charity and Unclassified | 0 | 0.0 | 206 | 0.1 |
| Childrens Health Insurance | 0 | 0.0 | 197 | 0.1 |
| Unknown | 6 | 0.2 | 1,148 | 0.5 |
| Not Reported | 0 | 0.0 | 92 | 0.0 |
| LOCAL HEALTH DISTRICT OF PATIENT RESIDENCE | | | | |
| Bear River | 2 | 0.1 | 15,256 | 6.8 |
| Central Utah | 14 | 0.5 | 8,217 | 3.7 |
| Davis County | 43 | 1.5 | 22,608 | 10.1 |
| Salt Lake County | 2,643 | 90.6 | 78,843 | 35.3 |
| Southeastern Utah | 11 | 0.4 | 5,233 | 2.3 |
| Southwest Utah | 3 | 0.1 | 12,333 | 5.5 |
| Summit County | 3 | 0.1 | 3,135 | 1.4 |
| Tooele County | 127 | 4.4 | 4,296 | 1.9 |
| Tri-County | 1 | 0.0 | 5,769 | 2.6 |
| Utah County | 13 | 0.4 | 35,901 | 16.1 |
| Wasatch County | 2 | 0.1 | 1,724 | 0.8 |
| Weber County | 10 | 0.3 | 20,598 | 9.2 |
| Unknown Utah | 0 | 0.0 | 49 | 0.0 |
| Outside Utah | 42 | 1.4 | 9,153 | 4.1 |
| Unknown, Not Reported | 3 | 0.1 | 163 | 0.1 |

SOURCE: Utah Ambulatory Surgery Database,
Utah Health Data Committee/Office of Health Care Statistics.

AMB ST 1-1
UTAH HOSPITAL AND FREESTANDING AMBULATORY SURGERY CENTER (FASC) UTILIZATION AND CHARGE PROFILE OF OUTPATIENT SURGERY, 2005
NUMBER OF CPT-4 AND ICD-9 REPORTABLE* PROCEDURES BY SELECTED AMBULATORY SURGERY REPORTING CATEGORY

122 Primary Childrens Medical Center

| | Procedures Performed | | Procedures Performed-All Hospitals | |
|--|----------------------|-------|------------------------------------|-------|
| | (#) | (%) | (#) | (%) |
| Reporting Category(ICD-9-CM CODES) | 17,911 | 100.0 | 319,528 | 100.0 |
| Mastectomy (85.0-85.99) | 4 | 0.0 | 7,251 | 2.3 |
| Musculoskeletal (76.0-84.99) | 1,771 | 9.9 | 62,442 | 19.5 |
| Respiratory (30.0-34.99) | 612 | 3.4 | 3,352 | 1.0 |
| Cardiovascular (35.0-39.99) | 773 | 4.3 | 16,471 | 5.2 |
| Lymphatic/Hemetic (40.0-41.99) | 255 | 1.4 | 2,955 | 0.9 |
| Digestive System (42.0-54.99) | 1,636 | 9.1 | 105,537 | 33.0 |
| Urinary (55.0-59.99) | 610 | 3.4 | 8,250 | 2.6 |
| Male Genital (60.0-64.99) | 939 | 5.2 | 3,729 | 1.2 |
| Female Genital (65.0-71.99) | 44 | 0.2 | 14,736 | 4.6 |
| Endocrine/Nervous (01.0-07.99) | 745 | 4.2 | 30,031 | 9.4 |
| Eye (08.0-16.99) | 1,353 | 7.6 | 19,655 | 6.2 |
| Ear (18.0-20.99) | 3,590 | 20.0 | 15,107 | 4.7 |
| Nose, Mouth, Pharynx (21.0-29.99) | 5,579 | 31.1 | 30,012 | 9.4 |
| Reporting Category(CPT-4 CODES) | 14,021 | 100.0 | 307,031 | 100.0 |
| Mastectomy (19120-19220) | 2 | 0.0 | 3,138 | 1.0 |
| Musculoskeletal (20000-29909) | 1,777 | 12.7 | 61,634 | 20.1 |
| Respiratory (30000-32999 & 39501-39599) | 963 | 6.9 | 13,104 | 4.3 |
| Cardiovascular (33010-37799 & 93501-93660) | 1,622 | 11.6 | 37,099 | 12.1 |
| Lymphatic/Hemetic (38100-38999) | 263 | 1.9 | 2,706 | 0.9 |
| Digestive (40490-49999) | 4,756 | 33.9 | 114,818 | 37.4 |
| Urinary (50010-53899) | 377 | 2.7 | 8,591 | 2.8 |
| Male Genital (54000-55899) | 1,040 | 7.4 | 3,154 | 1.0 |
| Female Genital (56405-58999) | 35 | 0.2 | 11,166 | 3.6 |
| Endocrine/Nervous (60000-64999) | 241 | 1.7 | 31,549 | 10.3 |
| Eye (65091-68899) | 1,058 | 7.5 | 11,740 | 3.8 |
| Ear (69000-69979) | 1,887 | 13.5 | 8,332 | 2.7 |

SOURCE: Utah Ambulatory Surgery Database

Utah Health Data Committee/Office of Health Care Statistics.

Reportable* excludes codes in the former "Other" category and CPT blood draw codes in previous reports.

AMB ST 1-2
UTAH HOSPITAL AND FREESTANDING AMBULATORY SURGERY CENTER (FASC) UTILIZATION AND CHARGE PROFILE OF OUTPATIENT SURGERY, 2005
MOST COMMONLY PERFORMED CPT-4 AND ICD-9 REPORTABLE* PROCEDURES

122 Primary Childrens Medical Center

| ICD-9 CODE | ICD-9 DESCRIPTION | # | % | % ALL Hospitals |
|----------------------|-------------------------------------|-------|------|-----------------|
| All ICD-9 Procedures | | | | |
| 2001 | MYRINGOTOMY WITH INSERTION OF TUBE | 3,121 | 17.4 | 3.86 |
| 283 | TONSILLECTOMY WITH ADENOIDECTOMY | 1,295 | 7.2 | 1.73 |
| 232 | RESTORATION OF TOOTH BY FILLING | 844 | 4.7 | 0.71 |
| 2341 | APPLICATION OF CROWN | 802 | 4.5 | 0.55 |
| 2370 | ROOT CANAL NOT OTHERWISE SPECIFIED | 598 | 3.3 | 0.43 |
| 0392 | INJECTION OTH AGT INTO SPINAL CANAL | 564 | 3.1 | 3.15 |
| 1511 | RECESSION OF ONE EXTRAOCULAR MUSCLE | 452 | 2.5 | 0.23 |
| 4516 | EGD W/CLOS BX | 393 | 2.2 | 5.33 |
| 286 | ADENOIDECTOMY WITHOUT TONSILLECTOMY | 319 | 1.8 | 0.39 |
| 640 | CIRCUMCISION | 314 | 1.8 | 0.23 |
| 2309 | EXTRACTION OF OTHER TOOTH | 299 | 1.7 | 0.22 |
| 3142 | LARYNGOSCOPY AND OTHER TRACHEOSCOPY | 239 | 1.3 | 0.14 |
| 0943 | PROBING OF NASOLACRIMAL DUCT | 237 | 1.3 | 0.13 |
| 2349 | OTHER DENTAL RESTORATION | 237 | 1.3 | 0.21 |
| 3723 | COMBINED RIGHT&LEFT HEART CATH | 235 | 1.3 | 0.48 |
| 5300 | UNILATERAL REPAIR ING HERNIA NOS | 218 | 1.2 | 0.11 |
| 625 | ORCHIOPEXY | 209 | 1.2 | 0.10 |
| 5845 | REPAIR OF HYPOSPADIAS OR EPISPADIAS | 200 | 1.1 | 0.07 |
| 7911 | CLOS RDUC FRACTURE HUM W/INTRL FIX | 198 | 1.1 | 0.11 |
| 4131 | BIOPSY OF BONE MARROW | 195 | 1.1 | 0.20 |

| CPT-4 CODE | CPT-4 DESCRIPTION | # | % | % ALL Hospitals |
|----------------------|----------------------------------|-------|------|-----------------|
| All CPT-4 Procedures | | | | |
| 69436 | TYMPANOSTOMY GENERAL ANESTHESIA | 1,583 | 11.3 | 2.08 |
| 42820 | T&A; UNDER AGE 12 | 1,178 | 8.4 | 1.38 |
| 41899 | UNLIST PROC DENTOALVEOL STRUCTUR | 1,112 | 7.9 | 1.19 |
| 43239 | UGI ENDO; W/BX 1/MX | 380 | 2.7 | 5.40 |
| 42830 | ADENOIDECTOMY PRIMARY; UNDER AGE | 306 | 2.2 | 0.37 |
| 67311 | STRABISMUS SURG; 1 HORIZONTAL MU | 305 | 2.2 | 0.15 |
| 54161 | CIRC NO CLAMP/DORSL SLIT; NOT NB | 291 | 2.1 | 0.18 |
| 20680 | REMOVAL OF IMPLANT; DEEP | 269 | 1.9 | 0.87 |
| 68811 | PROBE NASOLACRIM DUCT; REQ GEN A | 236 | 1.7 | 0.13 |
| 38221 | BONE MARROW; BIOPSY NEEDLE/TROCA | 197 | 1.4 | 0.17 |
| 24538 | PERQ FIX SPRCOND FX W/WO EXTENSI | 196 | 1.4 | 0.10 |
| 31622 | BRNCHSCPY;DX W/WO CELL WASH SP P | 178 | 1.3 | 0.14 |
| 54640 | ORCHIPXY ING APPRCH W/WO HERN RE | 165 | 1.2 | 0.08 |
| 93556 | IMAG SUPERVS I&R-CATH; PULM ANGI | 157 | 1.1 | 1.20 |
| 93555 | IMAG SUPERVS I&R-CATH; VENT/ATRI | 155 | 1.1 | 1.16 |
| 49320 | LAP-ABD DX-W/WO SPECMN-SEP PROC | 153 | 1.1 | 0.24 |
| 49500 | REPR INIT ING HERNIA 6MO-<5YR; R | 144 | 1.0 | 0.08 |
| 93531 | RT & RETRO LT HRT CATH-CONGEN AN | 141 | 1.0 | 0.05 |
| 54322 | 1 STAGE DSTL REPR; W/SMPL MEATL | 140 | 1.0 | 0.05 |
| 49505 | REPR INIT ING HERNIA 5YR/MORE; R | 139 | 1.0 | 0.95 |

SOURCE: Utah Ambulatory Surgery Database

Utah Health Data Committee/Office of Health Care Statistics

Reportable* excludes codes in the former "Other" category and CPT4 blood draw codes in previous reports.

AMB ST 1-3

UTAH HOSPITAL AND FREESTANDING AMBULATORY SURGERY CENTER (FASC) UTILIZATION AND CHARGE PROFILE OF OUTPATIENT SURGERY, 2005
 AVERAGE TOTAL CHARGES FOR MOST COMMONLY PERFORMED CPT-4 AND ICD-9 REPORTABLE* PROCEDURES, SINGLE ICD-9 OR CPT-4 ONLY

122 Primary Childrens Medical Center

| ICD-9 CODE | ICD-9 DESCRIPTION | # | AVE TOT CHR | AVE TOT CHR(ALL Hospitals) |
|------------------|-------------------------------------|-------|-------------|-----------------------------|
| ICD-9 Procedures | | 5,996 | \$2,387 | \$2,879 |
| 283 | TONSILLECTOMY WITH ADENOIDECTOMY | 1,018 | \$1,841 | \$1,976 |
| 0392 | INJECTION OTH AGT INTO SPINAL CANAL | 490 | \$586 | \$813 |
| 4516 | EGD W/CLOS BX | 315 | \$1,659 | \$1,210 |
| 640 | CIRCUMCISION | 189 | \$1,605 | \$1,617 |
| 7911 | CLOS RDUC FRACTURE HUM W/INTRL FIX | 189 | \$2,955 | \$3,200 |
| 5845 | REPAIR OF HYPOSPADIAS OR EPISPADIAS | 169 | \$2,412 | \$2,469 |
| 5300 | UNILATERAL REPAIR ING HERNIA NOS | 115 | \$1,852 | \$2,324 |
| 0943 | PROBING OF NASOLACRIMAL DUCT | 113 | \$1,435 | \$1,215 |
| 282 | TONSILLECTOMY WITHOUT ADENOIDECTOMY | 106 | \$1,660 | \$2,177 |
| 3723 | COMBINED RIGHT&LEFT HEART CARD CATH | 105 | \$8,849 | \$6,505 |
| 625 | ORCHIOPEXY | 98 | \$1,886 | \$1,996 |
| 4131 | BIOPSY OF BONE MARROW | 94 | \$1,554 | \$3,031 |
| 232 | RESTORATION OF TOOTH BY FILLING | 80 | \$2,352 | \$1,876 |
| 153 | OP>=2 XTROCLR MUSC-TEMP DTCH-1/BOTH | 79 | \$2,380 | \$2,409 |
| 7865 | REMOVAL IMPLANTED DEVICE FROM FEMUR | 77 | \$2,203 | \$2,808 |
| 5302 | UNILAT REPAIR INDIRECT ING HERNIA | 75 | \$1,680 | \$2,476 |
| 5349 | OTHER UMBILICAL HERNIORRHAPHY | 69 | \$1,865 | \$2,628 |
| 0331 | SPINAL TAP | 53 | \$1,274 | \$1,802 |
| 286 | ADENOIDECTOMY WITHOUT TONSILLECTOMY | 52 | \$1,353 | \$1,612 |
| 6493 | DIVISION OF PENILE ADHESIONS | 52 | \$1,135 | \$1,214 |

| CPT-4 CODE | CPT-4 DESCRIPTION | # | AVE TOT CHR | AVE TOT CHR(ALL Hospitals) |
|------------------|----------------------------------|-------|-------------|-----------------------------|
| CPT-4 Procedures | | 7,600 | \$2,172 | \$2,664 |
| 69436 | TYMPANOSTOMY GENERAL ANESTHESIA | 1,045 | \$792 | \$1,069 |
| 41899 | UNLIST PROC DENTOALVEOL STRUCTUR | 1,027 | \$2,711 | \$2,357 |
| 42820 | T&A; UNDER AGE 12 | 899 | \$1,832 | \$1,897 |
| 43239 | UGI ENDO; W/BX 1/MX | 306 | \$1,657 | \$1,205 |
| 67311 | STRABISMUS SURG; 1 HORIZONTAL MU | 212 | \$2,413 | \$2,324 |
| 54161 | CIRC NO CLAMP/DORSL SLIT; NOT NB | 187 | \$1,605 | \$2,023 |
| 20680 | REMOVAL OF IMPLANT; DEEP | 181 | \$2,148 | \$2,573 |
| 38221 | BONE MARROW; BIOPSY NEEDLE/TROCA | 163 | \$1,230 | \$2,479 |
| 24538 | PERQ FIX SPRCOND FX W/VO EXTENSI | 155 | \$2,917 | \$3,099 |
| 54322 | 1 STAGE DSTL REPR; W/SMPLE MEATL | 117 | \$2,305 | \$2,325 |
| 68811 | PROBE NASOLACRIM DUCT; REQ GEN A | 113 | \$1,453 | \$1,213 |
| 49505 | REPR INIT ING HERNIA 5YR/MORE; R | 109 | \$1,826 | \$3,442 |
| 54640 | ORCHIPXY ING APPRCH W/VO HERN RE | 108 | \$1,914 | \$2,028 |
| 42821 | T&A; AGE 12 OR OVER | 107 | \$1,909 | \$2,175 |
| 49500 | REPR INIT ING HERNIA 6MO-<5YR; R | 83 | \$1,716 | \$1,966 |
| 67312 | STRABISMUS SURG; 2 HORIZONTAL MU | 73 | \$2,401 | \$2,520 |
| 42825 | TONSILLECT PRIM/SEC; UNDER AGE 1 | 66 | \$1,655 | \$1,892 |
| 49580 | REPR UMBILIC HERNIA <5YR; REDUCI | 52 | \$1,873 | \$1,975 |
| 50780 | URETERONEOCYSTOSTOMY; 1 URETER | 52 | \$2,476 | \$2,476 |
| 53020 | MEATOTOMY CUT MEATUS; EXCEPT INF | 51 | \$838 | \$1,068 |

SOURCE: Utah Ambulatory Surgery Database
 Reportable* excludes codes in the former "Other" category and CPT4 blood draw codes in previous reports.

AMB ST 1-4
UTAH HOSPITAL AND FREESTANDING AMBULATORY SURGERY CENTER (FASC) UTILIZATION AND CHARGE PROFILE OF OUTPATIENT SURGERY, 2005
PROCEDURE APG CATEGORY, PROCEDURE APG, BASED ON REPORTABLE* CPT-4 PROCEDURES

122 Primary Childrens Medical Center

| Procedure APG category | | TOTAL # | TOTAL # (ALL Hospitals) |
|------------------------|---|---------|-------------------------|
| Procedure APG | | | |
| 01 | INTEGUMENTARY SYSTEM | 449 | 9,625 |
| | 002 SUPERFICIAL NEEDLE BIOPSY AND ASPIRATION | 273 | 2,764 |
| | 003 COMPLEX INCISION AND DRAINAGE | 5 | 93 |
| | 004 SIMPLE INCISION AND DRAINAGE | 3 | 36 |
| | 006 SIMPLE DEBRIDEMENT AND DESTRUCTION | 14 | 163 |
| | 007 COMPLEX EXCISION, BIOPSY AND DEBRIDEMENT | 60 | 1,172 |
| | 008 SIMPLE EXCISION AND BIOPSY | 46 | 975 |
| | 009 COMPLEX SKIN REPAIRS INCL INTEGUMENT GRAFTS, TRANSFER & REARRANGE | 44 | 1,274 |
| | 010 SIMPLE SKIN REPAIR | 2 | 15 |
| | 011 SIMPLE INCISION AND EXCISION OF BREAST | 1 | 2,672 |
| | 012 BREAST RECONSTRUCTION AND MASTECTOMY | 1 | 461 |
| 02 | MUSCULOSKELETAL SYSTEM | 1,371 | 55,271 |
| | 021 COMPLEX MUSCULOSKELETAL PROCEDURES EXCLUDING HAND AND FOOT | 191 | 6,574 |
| | 022 SIMPLE MUSCULOSKELETAL PROCEDURES EXCLUDING HAND AND FOOT | 121 | 2,116 |
| | 023 COMPLEX HAND AND FOOT MUSCULOSKELETAL PROCEDURES | 85 | 1,982 |
| | 024 SIMPLE HAND AND FOOT MUSCULOSKELETAL PROCEDURES | 465 | 11,501 |
| | 025 ARTHROSCOPY | 14 | 23,586 |
| | 026 REPLACEMENT OF CAST | 13 | 80 |
| | 027 SPLINT, STRAPPING AND CAST REMOVAL | 3 | 103 |
| | 028 CLOSED TREATMENT FX & DISLOCATION OF FINGER, TOE & TRUNK | 1 | 56 |
| | 029 CLOSED TREATMENT FX & DISLOCATION EXC FINGER, TOE & TRUNK | 74 | 610 |
| | 030 OPEN OR PERCUTANEOUS TREATMENT OF FRACTURES | 295 | 4,047 |
| | 031 BONE OR JOINT MANIPULATION UNDER ANESTHESIA | 13 | 429 |
| | 032 BUNION PROCEDURES | 1 | 1,497 |
| | 033 ARTHROPLASTY | 2 | 534 |
| | 034 HAND AND FOOT TENOTOMY | 35 | 275 |
| | 035 ARTHROCENTESIS AND LIGAMENT OR TENDON INJECTION | 58 | 1,881 |
| 03 | RESPIRATORY SYSTEM | 658 | 7,516 |
| | 052 NEEDLE AND CATHETER BIOPSY, ASPIRATION, LAVAGE AND INTUBATION | 6 | 721 |
| | 053 COMPLEX ENDOSCOPY OF THE UPPER AIRWAY | 226 | 4,668 |
| | 054 SIMPLE ENDOSCOPY OF THE UPPER AIRWAY | 183 | 343 |
| | 055 ENDOSCOPY OF THE LOWER AIRWAY | 243 | 1,784 |
| 04 | CARDIOVASCULAR SYSTEM | 1,523 | 31,224 |
| | 074 CARDIAC ELECTROPHYSIOLOGIC TESTS | 347 | 3,470 |
| | 076 DIAGNOSTIC CARDIAC CATHETERIZATION | 1,053 | 22,437 |
| | 077 ANGIOPLASTY AND TRANSCATHETER PROCEDURES | 44 | 2,087 |
| | 078 PACEMAKER INSERTION AND REPLACEMENT | 21 | 606 |
| | 079 REMOVAL AND REVISION OF PACEMAKER AND VASCULAR DEVICE | 54 | 844 |
| | 080 MINOR VASCULAR REPAIR AND FISTULA CONSTRUCTION | 4 | 743 |
| 05 | HEMATOLOGIC, LYMPHATIC, AND ENDOCRINE | 48 | 2,858 |
| | 094 BLOOD AND BLOOD PRODUCT EXCHANGE | 3 | 119 |
| | 095 DEEP LYMPH STRUCTURE AND THYROID PROCEDURES | 45 | 1,920 |
| 06 | DIGESTIVE SYSTEM | 1,586 | 103,000 |
| | 111 ALIMENTARY TESTS AND SIMPLE TUBE PLACEMENT | 1 | 155 |
| | 112 ESOPHAGEAL DILATION WITHOUT ENDOSCOPY | 15 | 1,254 |
| | 113 ANOSCOPY WITH BIOPSY AND DIAGNOSTIC PROCTOSIGMOIDOSCOPY | 10 | 683 |

AMB ST 1-4
UTAH HOSPITAL AND FREESTANDING AMBULATORY SURGERY CENTER (FASC) UTILIZATION AND CHARGE PROFILE OF OUTPATIENT SURGERY, 2005
PROCEDURE APG CATEGORY, PROCEDURE APG, BASED ON REPORTABLE* CPT-4 PROCEDURES

122 Primary Childrens Medical Center

| procedure APG category | | TOTAL # | TOTAL # (ALL Hospitals) |
|------------------------|--|---------|-------------------------|
| procedure APG | | | |
| | 114 PROCTOSIGMOIDOSCOPY WITH EXCISION OR BIOPSY | 17 | 445 |
| | 115 DIAGNOSTIC UPPER GI ENDOSCOPY OR INTUBATION | 436 | 20,979 |
| | 116 THERAPEUTIC UPPER GI ENDOSCOPY OR INTUBATION | 101 | 5,802 |
| | 117 LOWER GASTROINTESTINAL ENDOSCOPY | 84 | 47,252 |
| | 118 ERCP AND MISCELLANEOUS GI ENDOSCOPY PROCEDURES | 8 | 1,917 |
| | 119 HERNIA AND HYDROCELE PROCEDURES | 635 | 7,107 |
| | 120 COMPLEX ANAL AND RECTAL PROCEDURES | 21 | 966 |
| | 121 SIMPLE ANAL AND RECTAL PROCEDURES | 22 | 565 |
| | 122 MISCELLANEOUS ABDOMINAL PROCEDURES | 37 | 490 |
| | 123 COMPLEX LAPAROSCOPIC PROCEDURES | 199 | 14,888 |
| 07 | URINARY SYSTEM | 228 | 7,371 |
| | 133 URINARY CATHETERIZATION AND DILATATION | 26 | 399 |
| | 134 COMPLEX CYSTOURETHROSCOPY AND LITHOLAPAXY | 7 | 3,433 |
| | 135 MODERATE CYSTOURETHROSCOPY | 62 | 1,850 |
| | 136 SIMPLE CYSTOURETHROSCOPY | 32 | 617 |
| | 137 COMPLEX URETHRAL PROCEDURES | 34 | 156 |
| | 138 SIMPLE URETHRAL PROCEDURES | 67 | 149 |
| 08 | MALE GENITAL SYSTEM | 947 | 2,798 |
| | 151 TESTICULAR AND EPIDIDYMAL PROCEDURES | 270 | 1,409 |
| | 153 COMPLEX PENILE PROCEDURES | 307 | 415 |
| | 154 SIMPLE PENILE PROCEDURES | 370 | 711 |
| 09 | FEMALE GENITAL SYSTEM | 62 | 6,527 |
| | 176 COMPLEX FEMALE REPRODUCTIVE PROCEDURES | 3 | 1,506 |
| | 177 SIMPLE FEMALE REPRODUCTIVE PROCEDURES | 50 | 1,484 |
| | 180 COLPOSCOPY | 9 | 196 |
| 10 | NERVOUS SYSTEM | 185 | 27,778 |
| | 195 NERVOUS SYSTEM INJECTIONS, STIMULATIONS OR CRANIAL TAP | 20 | 21,371 |
| | 196 REVISION AND REMOVAL OF NEUROLOGICAL DEVICE | 19 | 229 |
| | 197 NEUROSTIMULATOR AND VENTRICULAR SHUNT IMPLANTATION | 40 | 776 |
| | 198 NERVE REPAIR AND DESTRUCTION | 37 | 4,700 |
| | 199 SPINAL TAP | 69 | 702 |
| 11 | EYE AND OCULAR ADNEXA | 1,048 | 11,487 |
| | 211 MINOR OPHTHALMOLOGICAL TESTS AND PROCEDURES | 4 | 26 |
| | 213 LASER EYE PROCEDURES | 8 | 877 |
| | 214 CATARACT PROCEDURES | 42 | 4,675 |
| | 215 COMPLEX ANTERIOR SEGMENT EYE PROCEDURES | 242 | 528 |
| | 216 MODERATE ANTERIOR SEGMENT EYE PROCEDURES | 49 | 322 |
| | 217 SIMPLE ANTERIOR SEGMENT EYE PROCEDURES | 27 | 201 |
| | 219 SIMPLE POSTERIOR SEGMENT EYE PROCEDURES | 4 | 434 |
| | 220 STRABISMUS AND MUSCLE EYE PROCEDURES | 539 | 905 |
| | 221 COMPLEX REPAIR AND PLASTIC PROCEDURES OF EYE | 34 | 787 |
| | 222 SIMPLE REPAIR AND PLASTIC PROCEDURES OF EYE | 71 | 630 |
| | 223 VITRECTOMY | 28 | 1,675 |
| 12 | FACIAL, EAR, NOSE, MOUTH AND THROAT | 5,454 | 28,941 |
| | 231 COCHLEAR DEVICE IMPLANTATION | 12 | 41 |
| | 233 NASAL CAUTERIZATION AND PACKING | 42 | 204 |

AMB ST 1-4
UTAH HOSPITAL AND FREESTANDING AMBULATORY SURGERY CENTER (FASC) UTILIZATION AND CHARGE PROFILE OF OUTPATIENT SURGERY, 2005
PROCEDURE APG CATEGORY, PROCEDURE APG, BASED ON REPORTABLE* CPT-4 PROCEDURES

122 Primary Childrens Medical Center

| procedure APG category | | TOTAL # | TOTAL # (ALL Hospitals) |
|------------------------|---|---------|-------------------------|
| procedure APG | | | |
| | 234 COMPLEX FACIAL AND ENT PROCEDURES | 382 | 5,313 |
| | 235 SIMPLE FACIAL AND ENT PROCEDURES | 3,259 | 14,825 |
| | 236 TONSIL AND ADENOID PROCEDURES | 1,759 | 8,558 |
| 13 | THERAPEUTIC AND OTHER RADIOLOGICAL PROCEDURES | 20 | 3,489 |
| | 252 RADIATION THERAPY AND HYPERTHERMIA | 3 | 6 |
| | 253 VASCULAR RADIOLOGY EXCEPT FOR VENOGRAPHY OF EXTREMITY | 7 | 1,503 |
| | 255 MISCELLANEOUS RADIOLOGICAL PROCEDURES WITH CONTRAST | 10 | 1,673 |

SOURCE: Utah Ambulatory Surgery Database

Utah Health Data Committee/Office of Health Care Statistics

Reportable* excludes codes in the former "Other" category and CPT blood draw codes in previous reports.

AMB ST 1-5
UTAH HOSPITAL AND FREESTANDING AMBULATORY SURGERY CENTER (FASC) UTILIZATION AND CHARGE PROFILE OF OUTPATIENT SURGERY, 2005
PROCEDURE APG CATEGORY, PROCEDURE APG, SINGLE APG ONLY
BASED ON REPORTABLE* CPT-4 PROCEDURES

122 Primary Childrens Medical Center

| Procedure APG category | | TOTAL # | AVE TOT CHR | AVE TOT CHR(ALL Hospitals) |
|------------------------|---|---------|-------------|-----------------------------|
| Procedure APG | | | | |
| 01 | INTEGUMENTARY SYSTEM | 311 | \$1,967 | \$2,720 |
| | 002 SUPERFICIAL NEEDLE BIOPSY AND ASPIRATION | 202 | \$1,511 | \$2,110 |
| | 003 COMPLEX INCISION AND DRAINAGE | 4 | \$2,222 | \$3,617 |
| | 004 SIMPLE INCISION AND DRAINAGE | 3 | \$2,503 | \$2,404 |
| | 006 SIMPLE DEBRIDEMENT AND DESTRUCTION | 10 | \$2,393 | \$2,265 |
| | 007 COMPLEX EXCISION, BIOPSY AND DEBRIDEMENT | 46 | \$2,902 | \$2,947 |
| | 008 SIMPLE EXCISION AND BIOPSY | 33 | \$2,807 | \$2,811 |
| | 009 COMPLEX SKIN REPAIRS INCL INTEGUMENT GRAFTS, TRANSFER & REARRAN | 11 | \$3,340 | \$3,441 |
| | 011 SIMPLE INCISION AND EXCISION OF BREAST | 1 | \$1,964 | \$2,717 |
| | 012 BREAST RECONSTRUCTION AND MASTECTOMY | 1 | \$1,430 | \$4,527 |
| 02 | MUSCULOSKELETAL SYSTEM | 761 | \$2,607 | \$3,739 |
| | 021 COMPLEX MUSCULOSKELETAL PROCEDURES EXCLUDING HAND AND FOOT | 82 | \$2,899 | \$5,677 |
| | 022 SIMPLE MUSCULOSKELETAL PROCEDURES EXCLUDING HAND AND FOOT | 63 | \$2,384 | \$3,550 |
| | 023 COMPLEX HAND AND FOOT MUSCULOSKELETAL PROCEDURES | 19 | \$2,590 | \$4,293 |
| | 024 SIMPLE HAND AND FOOT MUSCULOSKELETAL PROCEDURES | 259 | \$2,230 | \$2,497 |
| | 025 ARTHROSCOPY | 4 | \$3,202 | \$4,162 |
| | 026 REPLACEMENT OF CAST | 1 | \$4,577 | \$1,046 |
| | 029 CLOSED TREATMENT FX & DISLOCATION EXC FINGER, TOE & TRUNK | 54 | \$2,904 | \$2,873 |
| | 030 OPEN OR PERCUTANEOUS TREATMENT OF FRACTURES | 230 | \$3,235 | \$4,697 |
| | 031 BONE OR JOINT MANIPULATION UNDER ANESTHESIA | 4 | \$2,969 | \$2,274 |
| | 032 BUNION PROCEDURES | 1 | \$2,791 | \$3,289 |
| | 034 HAND AND FOOT TENOTOMY | 7 | \$1,750 | \$2,079 |
| | 035 ARTHROCENTESIS AND LIGAMENT OR TENDON INJECTION | 37 | \$664 | \$792 |
| 03 | RESPIRATORY SYSTEM | 121 | \$1,982 | \$1,861 |
| | 052 NEEDLE AND CATHETER BIOPSY, ASPIRATION, LAVAGE AND INTUBATION | 5 | \$3,778 | \$1,117 |
| | 053 COMPLEX ENDOSCOPY OF THE UPPER AIRWAY | 36 | \$2,341 | \$3,101 |
| | 054 SIMPLE ENDOSCOPY OF THE UPPER AIRWAY | 28 | \$568 | \$1,025 |
| | 055 ENDOSCOPY OF THE LOWER AIRWAY | 52 | \$2,322 | \$2,026 |
| 04 | CARDIOVASCULAR SYSTEM | 64 | \$9,468 | \$11,714 |
| | 074 CARDIAC ELECTROPHYSIOLOGIC TESTS | 3 | \$15,729 | \$22,994 |
| | 076 DIAGNOSTIC CARDIAC CATHETERIZATION | 36 | \$10,315 | \$7,275 |
| | 077 ANGIOPLASTY AND TRANSCATHETER PROCEDURES | 3 | \$8,482 | \$18,442 |
| | 078 PACEMAKER INSERTION AND REPLACEMENT | 6 | \$19,238 | \$20,119 |
| | 079 REMOVAL AND REVISION OF PACEMAKER AND VASCULAR DEVICE | 15 | \$2,975 | \$7,717 |
| | 080 MINOR VASCULAR REPAIR AND FISTULA CONSTRUCTION | 1 | \$1,916 | \$4,543 |
| 05 | HEMATOLOGIC, LYMPHATIC, AND ENDOCRINE | 43 | \$2,971 | \$4,419 |
| | 094 BLOOD AND BLOOD PRODUCT EXCHANGE | 3 | \$2,671 | \$19,757 |
| | 095 DEEP LYMPH STRUCTURE AND THYROID PROCEDURES | 40 | \$2,994 | \$4,406 |
| 06 | DIGESTIVE SYSTEM | 981 | \$1,890 | \$1,962 |
| | 112 ESOPHAGEAL DILATION WITHOUT ENDOSCOPY | 7 | \$961 | \$1,144 |
| | 113 ANOSCOPY WITH BIOPSY AND DIAGNOSTIC PROCTOSIGMOIDOSCOPY | 10 | \$1,220 | \$984 |
| | 114 PROCTOSIGMOIDOSCOPY WITH EXCISION OR BIOPSY | 4 | \$1,990 | \$1,169 |
| | 115 DIAGNOSTIC UPPER GI ENDOSCOPY OR INTUBATION | 320 | \$1,654 | \$1,165 |
| | 116 THERAPEUTIC UPPER GI ENDOSCOPY OR INTUBATION | 82 | \$2,363 | \$1,658 |
| | 117 LOWER GASTROINTESTINAL ENDOSCOPY | 36 | \$1,623 | \$1,067 |

AMB ST 1-5
UTAH HOSPITAL AND FREESTANDING AMBULATORY SURGERY CENTER (FASC) UTILIZATION AND CHARGE PROFILE OF OUTPATIENT SURGERY, 2005
PROCEDURE APG CATEGORY, PROCEDURE APG, SINGLE APG ONLY
BASED ON REPORTABLE* CPT-4 PROCEDURES

122 Primary Childrens Medical Center

| procedure APG category | | | | |
|------------------------|--|---------|-------------|-----------------------------|
| Procedure APG | | TOTAL # | AVE TOT CHR | AVE TOT CHR(ALL Hospitals) |
| 118 | ERCP AND MISCELLANEOUS GI ENDOSCOPY PROCEDURES | 1 | \$1,441 | \$3,503 |
| 119 | HERNIA AND HYDROCELE PROCEDURES | 408 | \$1,869 | \$3,280 |
| 120 | COMPLEX ANAL AND RECTAL PROCEDURES | 19 | \$1,291 | \$2,685 |
| 121 | SIMPLE ANAL AND RECTAL PROCEDURES | 11 | \$1,085 | \$1,870 |
| 122 | MISCELLANEOUS ABDOMINAL PROCEDURES | 31 | \$2,350 | \$2,977 |
| 123 | COMPLEX LAPAROSCOPIC PROCEDURES | 52 | \$3,326 | \$5,679 |
| 07 | URINARY SYSTEM | 137 | \$1,912 | \$4,153 |
| 133 | URINARY CATHETERIZATION AND DILATATION | 10 | \$2,162 | \$3,375 |
| 134 | COMPLEX CYSTOURETHROSCOPY AND LITHOLAPAXY | 5 | \$2,577 | \$4,141 |
| 135 | MODERATE CYSTOURETHROSCOPY | 36 | \$3,093 | \$3,140 |
| 136 | SIMPLE CYSTOURETHROSCOPY | 13 | \$2,153 | \$2,217 |
| 137 | COMPLEX URETHRAL PROCEDURES | 20 | \$2,021 | \$4,424 |
| 138 | SIMPLE URETHRAL PROCEDURES | 53 | \$899 | \$1,708 |
| 08 | MALE GENITAL SYSTEM | 607 | \$1,905 | \$3,036 |
| 151 | TESTICULAR AND EPIDIDYMAL PROCEDURES | 166 | \$1,939 | \$2,586 |
| 153 | COMPLEX PENILE PROCEDURES | 206 | \$2,319 | \$3,166 |
| 154 | SIMPLE PENILE PROCEDURES | 235 | \$1,517 | \$1,905 |
| 09 | FEMALE GENITAL SYSTEM | 34 | \$3,249 | \$3,633 |
| 176 | COMPLEX FEMALE REPRODUCTIVE PROCEDURES | 3 | \$2,451 | \$4,657 |
| 177 | SIMPLE FEMALE REPRODUCTIVE PROCEDURES | 26 | \$3,701 | \$2,716 |
| 180 | COLPOSCOPY | 5 | \$1,376 | \$1,802 |
| 10 | NERVOUS SYSTEM | 84 | \$2,222 | \$1,539 |
| 195 | NERVOUS SYSTEM INJECTIONS, STIMULATIONS OR CRANIAL TAP | 6 | \$1,287 | \$994 |
| 196 | REVISION AND REMOVAL OF NEUROLOGICAL DEVICE | 12 | \$6,666 | \$5,892 |
| 197 | NEUROSTIMULATOR AND VENTRICULAR SHUNT IMPLANTATION | 3 | \$4,456 | \$20,573 |
| 198 | NERVE REPAIR AND DESTRUCTION | 15 | \$2,353 | \$2,246 |
| 199 | SPINAL TAP | 48 | \$1,047 | \$1,728 |
| 11 | EYE AND OCULAR ADNEXA | 569 | \$2,264 | \$2,803 |
| 213 | LASER EYE PROCEDURES | 6 | \$2,504 | \$725 |
| 214 | CATARACT PROCEDURES | 20 | \$4,045 | \$2,930 |
| 215 | COMPLEX ANTERIOR SEGMENT EYE PROCEDURES | 117 | \$1,574 | \$2,675 |
| 216 | MODERATE ANTERIOR SEGMENT EYE PROCEDURES | 29 | \$2,770 | \$2,211 |
| 217 | SIMPLE ANTERIOR SEGMENT EYE PROCEDURES | 16 | \$3,054 | \$2,213 |
| 219 | SIMPLE POSTERIOR SEGMENT EYE PROCEDURES | 2 | \$2,104 | \$2,811 |
| 220 | STRABISMUS AND MUSCLE EYE PROCEDURES | 316 | \$2,400 | \$2,332 |
| 221 | COMPLEX REPAIR AND PLASTIC PROCEDURES OF EYE | 16 | \$2,490 | \$3,502 |
| 222 | SIMPLE REPAIR AND PLASTIC PROCEDURES OF EYE | 43 | \$1,531 | \$2,026 |
| 223 | VITRECTOMY | 4 | \$2,666 | \$5,631 |
| 12 | FACIAL, EAR, NOSE, MOUTH AND THROAT | 3,649 | \$1,990 | \$2,232 |
| 231 | COCHLEAR DEVICE IMPLANTATION | 12 | \$38,696 | \$50,945 |
| 233 | NASAL CAUTERIZATION AND PACKING | 16 | \$2,471 | \$2,648 |
| 234 | COMPLEX FACIAL AND ENT PROCEDURES | 181 | \$3,576 | \$4,546 |
| 235 | SIMPLE FACIAL AND ENT PROCEDURES | 2,276 | \$1,763 | \$1,623 |
| 236 | TONSIL AND ADENOID PROCEDURES | 1,164 | \$1,802 | \$2,001 |
| 13 | THERAPEUTIC AND OTHER RADIOLOGICAL PROCEDURES | 4 | \$4,624 | \$3,887 |

AMB ST 1-5
UTAH HOSPITAL AND FREESTANDING AMBULATORY SURGERY CENTER (FASC) UTILIZATION AND CHARGE PROFILE OF OUTPATIENT SURGERY, 2005
PROCEDURE APG CATEGORY, PROCEDURE APG, SINGLE APG ONLY
BASED ON REPORTABLE* CPT-4 PROCEDURES

122 Primary Childrens Medical Center

| procedure APG category Procedure APG | TOTAL # | AVE TOT CHRG | AVE TOT CHRG(ALL Hospitals) |
|---|---------|--------------|------------------------------|
| 252 RADIATION THERAPY AND HYPERTHERMIA | 3 | \$5,171 | \$5,164 |
| 255 MISCELLANEOUS RADIOLOGICAL PROCEDURES WITH CONTRAST | 1 | \$2,983 | \$2,848 |

SOURCE: Utah Ambulatory Surgery Database
 Utah Health Data Committee/Office of Health Care Statistics
 Reportable* excludes codes in the former "Other" category and CPT blood draw codes in previous reports.

AMB ST 1-6
UTAH HOSPITAL AND FREESTANDING AMBULATORY SURGERY CENTER (FASC) UTILIZATION AND CHARGE PROFILE OF OUTPATIENT SURGERY, 2005
NUMBER OF SELECTED AMBULATORY SURGERY PATIENT VISITS BY PATIENT PROFILE

122 Primary Childrens Medical Center

| Patient Profile | Patient Visits | | Patient Visits-All Hospitals | |
|----------------------------|----------------|------|------------------------------|------|
| | (#) | (%) | (#) | (%) |
| GENDER | | | | |
| Female | 4,386 | 40.5 | 121,269 | 54.3 |
| Male | 6,446 | 59.5 | 101,991 | 45.7 |
| Unknown | 0 | 0.0 | 13 | 0.0 |
| Not Reported | 0 | 0.0 | 5 | 0.0 |
| AGE | | | | |
| 1-28 days | 20 | 0.2 | 469 | 0.2 |
| 29-365 days | 1,428 | 13.2 | 3,008 | 1.3 |
| 1-4 years | 4,543 | 41.9 | 10,999 | 4.9 |
| 5-9 | 2,577 | 23.8 | 6,321 | 2.8 |
| 10-14 | 1,417 | 13.1 | 4,532 | 2.0 |
| 15-17 | 602 | 5.6 | 4,858 | 2.2 |
| 18-19 | 144 | 1.3 | 3,511 | 1.6 |
| 20-24 | 64 | 0.6 | 10,616 | 4.8 |
| 25-29 | 29 | 0.3 | 12,207 | 5.5 |
| 30-34 | 1 | 0.0 | 11,660 | 5.2 |
| 35-39 | 2 | 0.0 | 11,852 | 5.3 |
| 40-44 | 1 | 0.0 | 14,382 | 6.4 |
| 45-49 | 2 | 0.0 | 17,465 | 7.8 |
| 50-54 | 0 | 0.0 | 24,332 | 10.9 |
| 55-59 | 0 | 0.0 | 20,472 | 9.2 |
| 60-64 | 2 | 0.0 | 17,241 | 7.7 |
| 65-69 | 0 | 0.0 | 15,102 | 6.8 |
| 70-74 | 0 | 0.0 | 12,741 | 5.7 |
| 75-79 | 0 | 0.0 | 10,692 | 4.8 |
| 80-84 | 0 | 0.0 | 6,850 | 3.1 |
| 85-89 | 0 | 0.0 | 3,124 | 1.4 |
| 90 + | 0 | 0.0 | 842 | 0.4 |
| Not Reported | 20 | 0.2 | 471 | 0.2 |
| SOURCE OF ADMISSION | | | | |
| Physician Referral | 10,374 | 95.8 | 197,732 | 88.6 |
| Clinic Referral | 0 | 0.0 | 511 | 0.2 |
| HMO Referral | 2 | 0.0 | 3,452 | 1.5 |
| Other Hospital | 7 | 0.1 | 121 | 0.1 |
| Skilled Nursing Facility | 0 | 0.0 | 19 | 0.0 |
| Other Health Care Facility | 1 | 0.0 | 36 | 0.0 |
| Emergency Room | 447 | 4.1 | 4,092 | 1.8 |
| Court/Law Enforcement | 0 | 0.0 | 0 | 0.0 |
| Unknown | 1 | 0.0 | 7 | 0.0 |
| Not Reported | 0 | 0.0 | 17,308 | 7.8 |

(Continued)

AMB ST 1-6
UTAH HOSPITAL AND FREESTANDING AMBULATORY SURGERY CENTER (FASC) UTILIZATION AND CHARGE PROFILE OF OUTPATIENT SURGERY, 2005
NUMBER OF SELECTED AMBULATORY SURGERY PATIENT VISITS BY PATIENT PROFILE

122 Primary Childrens Medical Center

| Patient Profile | Patient Visits | | Patient Visits-All Hospitals | |
|---|----------------|------|------------------------------|------|
| | (#) | (%) | (#) | (%) |
| DISCHARGE STATUS | | | | |
| Home or Self Care | 10,821 | 99.9 | 222,736 | 99.8 |
| Another Hospital | 4 | 0.0 | 119 | 0.1 |
| Skilled Nursing Facility | 1 | 0.0 | 104 | 0.0 |
| Intermediate Care Facility | 0 | 0.0 | 9 | 0.0 |
| Another Type of Institution | 1 | 0.0 | 26 | 0.0 |
| Under Care of Home Service | 4 | 0.0 | 191 | 0.1 |
| Left Against Medical Advice | 0 | 0.0 | 24 | 0.0 |
| Under Care of Home IV Provider | 1 | 0.0 | 11 | 0.0 |
| Expired | 0 | 0.0 | 12 | 0.0 |
| Unknown | 0 | 0.0 | 46 | 0.0 |
| Not Reported | 0 | 0.0 | 0 | 0.0 |
| PRIMARY PAYER | | | | |
| Medicare | 11 | 0.1 | 49,290 | 22.1 |
| Medicaid | 2,538 | 23.4 | 14,728 | 6.6 |
| Other government | 316 | 2.9 | 5,443 | 2.4 |
| Blue Cross/Blue Shield | 1,915 | 17.7 | 29,900 | 13.4 |
| Other Commercial | 756 | 7.0 | 14,398 | 6.4 |
| Managed Care(HMO, PPO) | 4,926 | 45.5 | 101,684 | 45.5 |
| Self Pay | 57 | 0.5 | 2,175 | 1.0 |
| Industrial & Worker Comp | 0 | 0.0 | 4,017 | 1.8 |
| Charity and Unclassified | 12 | 0.1 | 206 | 0.1 |
| Childrens Health Insurance | 37 | 0.3 | 197 | 0.1 |
| Unknown | 264 | 2.4 | 1,148 | 0.5 |
| Not Reported | 0 | 0.0 | 92 | 0.0 |
| LOCAL HEALTH DISTRICT OF PATIENT RESIDENCE | | | | |
| Bear River | 296 | 2.7 | 15,256 | 6.8 |
| Central Utah | 127 | 1.2 | 8,217 | 3.7 |
| Davis County | 1,175 | 10.8 | 22,608 | 10.1 |
| Salt Lake County | 5,635 | 52.0 | 78,843 | 35.3 |
| Southeastern Utah | 116 | 1.1 | 5,233 | 2.3 |
| Southwest Utah | 164 | 1.5 | 12,333 | 5.5 |
| Summit County | 192 | 1.8 | 3,135 | 1.4 |
| Tooele County | 295 | 2.7 | 4,296 | 1.9 |
| Tri-County | 121 | 1.1 | 5,769 | 2.6 |
| Utah County | 1,184 | 10.9 | 35,901 | 16.1 |
| Wasatch County | 109 | 1.0 | 1,724 | 0.8 |
| Weber County | 564 | 5.2 | 20,598 | 9.2 |
| Unknown Utah | 3 | 0.0 | 49 | 0.0 |
| Outside Utah | 845 | 7.8 | 9,153 | 4.1 |
| Unknown, Not Reported | 6 | 0.1 | 163 | 0.1 |

SOURCE: Utah Ambulatory Surgery Database,
Utah Health Data Committee/Office of Health Care Statistics.

AMB ST 1-1
UTAH HOSPITAL AND FREESTANDING AMBULATORY SURGERY CENTER (FASC) UTILIZATION AND CHARGE PROFILE OF OUTPATIENT SURGERY, 2005
NUMBER OF CPT-4 AND ICD-9 REPORTABLE* PROCEDURES BY SELECTED AMBULATORY SURGERY REPORTING CATEGORY

120 Salt Lake Regional Medical Center

| | Procedures Performed | | Procedures Performed-All Hospitals | |
|--|----------------------|-------|------------------------------------|-------|
| | (#) | (%) | (#) | (%) |
| Reporting Category(ICD-9-CM CODES) | 6,059 | 100.0 | 319,528 | 100.0 |
| Mastectomy (85.0-85.99) | 288 | 4.8 | 7,251 | 2.3 |
| Musculoskeletal (76.0-84.99) | 1,146 | 18.9 | 62,442 | 19.5 |
| Respiratory (30.0-34.99) | 29 | 0.5 | 3,352 | 1.0 |
| Cardiovascular (35.0-39.99) | 1,138 | 18.8 | 16,471 | 5.2 |
| Lymphatic/Hemetic (40.0-41.99) | 76 | 1.3 | 2,955 | 0.9 |
| Digestive System (42.0-54.99) | 570 | 9.4 | 105,537 | 33.0 |
| Urinary (55.0-59.99) | 178 | 2.9 | 8,250 | 2.6 |
| Male Genital (60.0-64.99) | 78 | 1.3 | 3,729 | 1.2 |
| Female Genital (65.0-71.99) | 381 | 6.3 | 14,736 | 4.6 |
| Endocrine/Nervous (01.0-07.99) | 341 | 5.6 | 30,031 | 9.4 |
| Eye (08.0-16.99) | 1,127 | 18.6 | 19,655 | 6.2 |
| Ear (18.0-20.99) | 100 | 1.7 | 15,107 | 4.7 |
| Nose, Mouth, Pharynx (21.0-29.99) | 607 | 10.0 | 30,012 | 9.4 |
| Reporting Category(CPT-4 CODES) | 6,683 | 100.0 | 307,031 | 100.0 |
| Mastectomy (19120-19220) | 136 | 2.0 | 3,138 | 1.0 |
| Musculoskeletal (20000-29909) | 1,167 | 17.5 | 61,634 | 20.1 |
| Respiratory (30000-32999 & 39501-39599) | 455 | 6.8 | 13,104 | 4.3 |
| Cardiovascular (33010-37799 & 93501-93660) | 2,077 | 31.1 | 37,099 | 12.1 |
| Lymphatic/Hemetic (38100-38999) | 69 | 1.0 | 2,706 | 0.9 |
| Digestive (40490-49999) | 738 | 11.0 | 114,818 | 37.4 |
| Urinary (50010-53899) | 304 | 4.5 | 8,591 | 2.8 |
| Male Genital (54000-55899) | 75 | 1.1 | 3,154 | 1.0 |
| Female Genital (56405-58999) | 370 | 5.5 | 11,166 | 3.6 |
| Endocrine/Nervous (60000-64999) | 506 | 7.6 | 31,549 | 10.3 |
| Eye (65091-68899) | 731 | 10.9 | 11,740 | 3.8 |
| Ear (69000-69979) | 55 | 0.8 | 8,332 | 2.7 |

SOURCE: Utah Ambulatory Surgery Database

Utah Health Data Committee/Office of Health Care Statistics.

Reportable* excludes codes in the former "Other" category and CPT blood draw codes in previous reports.

AMB ST 1-2
UTAH HOSPITAL AND FREESTANDING AMBULATORY SURGERY CENTER (FASC) UTILIZATION AND CHARGE PROFILE OF OUTPATIENT SURGERY, 2005
MOST COMMONLY PERFORMED CPT-4 AND ICD-9 REPORTABLE* PROCEDURES

120 Salt Lake Regional Medical Center

| ICD-9 CODE | ICD-9 DESCRIPTION | # | % | % ALL Hospitals |
|----------------------|-------------------------------------|-------|-------|-----------------|
| All ICD-9 Procedures | | 6,059 | 100.0 | 100.0 |
| 3722 | LEFT HEART CARDIAC CATHETERIZATION | 260 | 4.3 | 1.11 |
| 0833 | REPR BLEPHAROPT-RESECT/ADVANC LEVAT | 157 | 2.6 | 0.07 |
| 0859 | OTHER ADJUSTMENT OF LID POSITION | 148 | 2.4 | 0.06 |
| 3726 | CARD EP STIM&RECORDING STUDIES | 130 | 2.1 | 0.36 |
| 3552 | REPR ATRIAL SEPTL DEFEC-PROSTH-CLO | 125 | 2.1 | 0.18 |
| 3734 | EXC/DESTRUC OTH LES/TISS HRT OTH | 124 | 2.0 | 0.33 |
| 5123 | LAPAROSCOPIC CHOLECYSTECTOMY | 124 | 2.0 | 1.93 |
| 8521 | LOCAL EXCISION OF LESION OF BREAST | 124 | 2.0 | 0.91 |
| 2169 | OTHER TURBINECTOMY | 106 | 1.7 | 0.67 |
| 0844 | REPR ENTROPION/ECTROP W/LID RECON | 101 | 1.7 | 0.06 |
| 0899 | OTHER OPERATIONS ON EYELIDS | 98 | 1.6 | 0.05 |
| 8345 | OTHER MYECTOMY | 97 | 1.6 | 0.05 |
| 2263 | ETHMOIDECTOMY | 96 | 1.6 | 0.50 |
| 3729 | OTH DX PROC HEART&PERICARDIUM | 93 | 1.5 | 0.25 |
| 8192 | INJ THERAPEUTIC SBSTNC IN JNT/LIG | 86 | 1.4 | 0.46 |
| 0972 | OTHER REPAIR OF PUNCTUM | 84 | 1.4 | 0.03 |
| 2188 | OTHER SEPTOPLASTY | 84 | 1.4 | 0.60 |
| 6823 | ENDOMETRIAL ABLATION | 69 | 1.1 | 0.59 |
| 806 | EXCISION SEMILUNAR CARTILAGE KNEE | 69 | 1.1 | 1.77 |
| 8051 | EXCISION OF INTERVERTEBRAL DISC | 63 | 1.0 | 0.50 |

| CPT-4 CODE | CPT-4 DESCRIPTION | # | % | % ALL Hospitals |
|----------------------|-----------------------------------|-------|-------|-----------------|
| All CPT-4 Procedures | | 6,683 | 100.0 | 100.0 |
| 93545 | INJ PROC-CATH; SELECT CORONRY AN | 307 | 4.6 | 1.40 |
| 93543 | INJ PROC-CATH; LT VENT/ATRIAL AN | 292 | 4.4 | 1.32 |
| 93510 | LT HRT CATH RETRO-BRACH/FEM; PER | 263 | 3.9 | 1.12 |
| 67904 | REPR BLEPHAROPTOSIS; RESECT-EXT | 128 | 1.9 | 0.05 |
| 93580 | PERQ TRNSCATH CLO INTERATRIAL CM | 126 | 1.9 | 0.14 |
| 21282 | LATERAL CANTHOPEXY | 124 | 1.9 | 0.04 |
| 93620 | COMP EP EVAL;RT ATRIAL VENT HIS | 119 | 1.8 | 0.28 |
| 93651 | INTRACARD CATH ABLAT ARRHY; TX T | 114 | 1.7 | 0.22 |
| 49505 | REPR INIT ING HERNIA 5YR/MORE; R | 108 | 1.6 | 0.95 |
| 30520 | SEPTOPLASTY/SUBMUCOS RES W/GFT | 107 | 1.6 | 0.71 |
| 93621 | COMP EP EVAL;LT ATRIAL COR SINUS | 107 | 1.6 | 0.19 |
| 50590 | LITHOTRIPSY XTRACORP SHOCK WAVE | 100 | 1.5 | 0.25 |
| 30140 | SUBMUCOS RES TURBINATE PART/CMPL | 98 | 1.5 | 0.58 |
| 67875 | TEMPORARY CLOSURE OF EYELIDS SUT | 91 | 1.4 | 0.05 |
| 36430 | TRANSFUSION BLOOD/BLOOD COMPONENT | 85 | 1.3 | 0.26 |
| 47562 | LAPAROSCOPY SURGICAL; CHOLECT | 83 | 1.2 | 0.72 |
| 68760 | CLO LACRIMAL PUNCTUM; THERMOCAUT | 81 | 1.2 | 0.03 |
| 20610 | ARTHROCENTESIS ASPIR&/INJ; MAJ J | 76 | 1.1 | 0.38 |
| 19120 | EXC BRST CYST TUMR/LES OPN M/F 1 | 73 | 1.1 | 0.59 |
| 93623 | PROGRAM STIM & PACE AFTER IV DRU | 73 | 1.1 | 0.18 |

SOURCE: Utah Ambulatory Surgery Database

Utah Health Data Committee/Office of Health Care Statistics

Reportable* excludes codes in the former "Other" category and CPT4 blood draw codes in previous reports.

AMB ST 1-3

UTAH HOSPITAL AND FREESTANDING AMBULATORY SURGERY CENTER (FASC) UTILIZATION AND CHARGE PROFILE OF OUTPATIENT SURGERY, 2005
 AVERAGE TOTAL CHARGES FOR MOST COMMONLY PERFORMED CPT-4 AND ICD-9 REPORTABLE* PROCEDURES, SINGLE ICD-9 OR CPT-4 ONLY

120 Salt Lake Regional Medical Center

| ICD-9 CODE | ICD-9 DESCRIPTION | # | AVE TOT CHR | AVE TOT CHR(ALL Hospitals) |
|------------------|-------------------------------------|-------|-------------|-----------------------------|
| ICD-9 Procedures | | 2,223 | \$8,831 | \$2,879 |
| 3722 | LEFT HEART CARDIAC CATHETERIZATION | 216 | \$9,130 | \$6,068 |
| 3552 | REPR ATRIAL SEPTL DEFEC-PROSTH-CLO | 116 | \$32,710 | \$25,501 |
| 5123 | LAPAROSCOPIC CHOLECYSTECTOMY | 108 | \$8,768 | \$5,675 |
| 8192 | INJ THERAPEUTIC SBSTNC IN JNT/LIG | 86 | \$503 | \$902 |
| 8521 | LOCAL EXCISION OF LESION OF BREAST | 56 | \$3,088 | \$2,505 |
| 8051 | EXCISION OF INTERVERTEBRAL DISC | 52 | \$7,936 | \$7,507 |
| 6823 | ENDOMETRIAL ABLATION | 50 | \$5,816 | \$4,658 |
| 3723 | COMBINED RIGHT&LEFT HEART CARD CATH | 45 | \$11,487 | \$6,505 |
| 5304 | UNILAT REPR INDIRECT ING HERN-GFT | 44 | \$5,200 | \$3,549 |
| 0443 | RELEASE OF CARPAL TUNNEL | 36 | \$2,941 | \$1,948 |
| 6902 | DILATION&CURET FOLLOWING DELIV/AB | 35 | \$3,007 | \$2,542 |
| 3798 | REPLCE AUTO CARDIOVERT/DEFIB GEN | 28 | \$48,729 | \$29,264 |
| 283 | TONSILLECTOMY WITH ADENOIDECTOMY | 27 | \$3,220 | \$1,976 |
| 3859 | LIG&STRIP LOWER LIMB VARICOSE VEINS | 25 | \$5,628 | \$4,689 |
| 3893 | VENOUS CATHETERIZATION NEC | 25 | \$5,417 | \$2,942 |
| 5305 | UNILAT REPR ING HERN-GFT/PROS-NOS | 25 | \$6,010 | \$3,771 |
| 0331 | SPINAL TAP | 23 | \$1,736 | \$1,802 |
| 5303 | UNILAT REPR DIRECT ING HERN-GFT | 23 | \$5,164 | \$3,672 |
| 6629 | OTH BIL ENDO DESTRUC FALLOP TUBES | 22 | \$5,507 | \$3,429 |
| 598 | URETERAL CATHETERIZATION | 21 | \$8,126 | \$4,845 |

| CPT-4 CODE | CPT-4 DESCRIPTION | # | AVE TOT CHR | AVE TOT CHR(ALL Hospitals) |
|------------------|-----------------------------------|-------|-------------|-----------------------------|
| CPT-4 Procedures | | 2,480 | \$8,049 | \$2,664 |
| 93580 | PERQ TRNSCATH CLO INTERATRIAL CM | 126 | \$32,464 | \$22,151 |
| 49505 | REPR INIT ING HERNIA 5YR/MORE; R | 100 | \$4,999 | \$3,442 |
| 50590 | LITHOTRIPSY XTRACORP SHOCK WAVE | 93 | \$8,715 | \$7,665 |
| 36430 | TRANSFUSION BLOOD/BLOOD COMPONENT | 84 | \$3,702 | \$2,478 |
| 20610 | ARTHROCENTESIS ASPIR&/INJ; MAJ J | 76 | \$525 | \$822 |
| 47562 | LAPAROSCOPY SURGICAL; CHOLECT | 74 | \$8,131 | \$5,216 |
| 19120 | EXC BRST CYST TUMR/LES OPN M/F 1 | 62 | \$3,168 | \$2,463 |
| 58563 | HYSTEROSC SURG; W/ENDOMETRIAL AB | 53 | \$5,797 | \$4,699 |
| 58340 | CATH&INTRO SALINE/CONTRAST SIS/H | 45 | \$963 | \$701 |
| 62311 | INJ 1 NOT NEUROLYTIC-EPID; LUMB/ | 41 | \$1,389 | \$941 |
| 63030 | LAMINOT W/ DECOMP; 1 INTERSPACE | 39 | \$7,862 | \$7,532 |
| 19125 | EXC BRST LES ID RAD MARKR OPN;1 | 38 | \$4,854 | \$3,257 |
| 47563 | LAPARSCPY SURG; CHOLECT W/CHOLAN | 34 | \$10,152 | \$5,930 |
| 64721 | NEUROPLASTY; MEDIAN CARPAL TUNNE | 30 | \$2,843 | \$1,939 |
| 62270 | SPINAL PUNCTURE LUMBAR DIAGNOSTI | 26 | \$1,860 | \$1,725 |
| 36569 | INSERT PICC W/O PORT/PUMP; 5 YR/ | 24 | \$5,858 | \$2,506 |
| 29881 | SCOPE KNEE SURG;W/MENISCECT MED/ | 23 | \$6,239 | \$3,661 |
| 58662 | LAP SURG; W/FULG/EXCIS LES-OVARY | 21 | \$7,302 | \$4,310 |
| 42826 | TONSILLECTOMY PRIM/SEC; AGE 12/O | 20 | \$3,407 | \$2,223 |
| 44500 | INTRODUCTION LONG GI TUBE-SEP PR | 19 | \$1,016 | \$1,010 |

SOURCE: Utah Ambulatory Surgery Database
 Reportable* excludes codes in the former "Other" category and CPT4 blood draw codes in previous reports.

AMB ST 1-4
UTAH HOSPITAL AND FREESTANDING AMBULATORY SURGERY CENTER (FASC) UTILIZATION AND CHARGE PROFILE OF OUTPATIENT SURGERY, 2005
PROCEDURE APG CATEGORY, PROCEDURE APG, BASED ON REPORTABLE* CPT-4 PROCEDURES

120 Salt Lake Regional Medical Center

| Procedure APG category | | TOTAL # | TOTAL # (ALL Hospitals) |
|------------------------|---|---------|-------------------------|
| Procedure APG | | | |
| 01 | INTEGUMENTARY SYSTEM | 288 | 9,625 |
| | 002 SUPERFICIAL NEEDLE BIOPSY AND ASPIRATION | 56 | 2,764 |
| | 003 COMPLEX INCISION AND DRAINAGE | 3 | 93 |
| | 004 SIMPLE INCISION AND DRAINAGE | 1 | 36 |
| | 006 SIMPLE DEBRIDEMENT AND DESTRUCTION | 2 | 163 |
| | 007 COMPLEX EXCISION, BIOPSY AND DEBRIDEMENT | 29 | 1,172 |
| | 008 SIMPLE EXCISION AND BIOPSY | 20 | 975 |
| | 009 COMPLEX SKIN REPAIRS INCL INTEGUMENT GRAFTS, TRANSFER & REARRANGE | 40 | 1,274 |
| | 010 SIMPLE SKIN REPAIR | 2 | 15 |
| | 011 SIMPLE INCISION AND EXCISION OF BREAST | 114 | 2,672 |
| | 012 BREAST RECONSTRUCTION AND MASTECTOMY | 21 | 461 |
| 02 | MUSCULOSKELETAL SYSTEM | 977 | 55,271 |
| | 021 COMPLEX MUSCULOSKELETAL PROCEDURES EXCLUDING HAND AND FOOT | 136 | 6,574 |
| | 022 SIMPLE MUSCULOSKELETAL PROCEDURES EXCLUDING HAND AND FOOT | 39 | 2,116 |
| | 023 COMPLEX HAND AND FOOT MUSCULOSKELETAL PROCEDURES | 22 | 1,982 |
| | 024 SIMPLE HAND AND FOOT MUSCULOSKELETAL PROCEDURES | 172 | 11,501 |
| | 025 ARTHROSCOPY | 387 | 23,586 |
| | 026 REPLACEMENT OF CAST | 2 | 80 |
| | 027 SPLINT, STRAPPING AND CAST REMOVAL | 18 | 103 |
| | 028 CLOSED TREATMENT FX & DISLOCATION OF FINGER, TOE & TRUNK | 1 | 56 |
| | 029 CLOSED TREATMENT FX & DISLOCATION EXC FINGER, TOE & TRUNK | 3 | 610 |
| | 030 OPEN OR PERCUTANEOUS TREATMENT OF FRACTURES | 53 | 4,047 |
| | 031 BONE OR JOINT MANIPULATION UNDER ANESTHESIA | 15 | 429 |
| | 032 BUNION PROCEDURES | 28 | 1,497 |
| | 033 ARTHROPLASTY | 4 | 534 |
| | 034 HAND AND FOOT TENOTOMY | 3 | 275 |
| | 035 ARTHROCENTESIS AND LIGAMENT OR TENDON INJECTION | 94 | 1,881 |
| 03 | RESPIRATORY SYSTEM | 171 | 7,516 |
| | 052 NEEDLE AND CATHETER BIOPSY, ASPIRATION, LAVAGE AND INTUBATION | 12 | 721 |
| | 053 COMPLEX ENDOSCOPY OF THE UPPER AIRWAY | 155 | 4,668 |
| | 055 ENDOSCOPY OF THE LOWER AIRWAY | 4 | 1,784 |
| 04 | CARDIOVASCULAR SYSTEM | 1,796 | 31,224 |
| | 074 CARDIAC ELECTROPHYSIOLOGIC TESTS | 474 | 3,470 |
| | 075 PLACEMENT OF TRANSVENOUS CATHETERS | 1 | 67 |
| | 076 DIAGNOSTIC CARDIAC CATHETERIZATION | 981 | 22,437 |
| | 077 ANGIOPLASTY AND TRANSCATHETER PROCEDURES | 127 | 2,087 |
| | 078 PACEMAKER INSERTION AND REPLACEMENT | 55 | 606 |
| | 079 REMOVAL AND REVISION OF PACEMAKER AND VASCULAR DEVICE | 108 | 844 |
| | 080 MINOR VASCULAR REPAIR AND FISTULA CONSTRUCTION | 4 | 743 |
| | 081 SECONDARY VARICOSE VEINS AND VASCULAR INJECTION | 11 | 415 |
| | 082 VASCULAR LIGATION | 35 | 540 |
| 05 | HEMATOLOGIC, LYMPHATIC, AND ENDOCRINE | 139 | 2,858 |
| | 095 DEEP LYMPH STRUCTURE AND THYROID PROCEDURES | 54 | 1,920 |
| | 097 TRANSFUSION | 85 | 808 |
| 06 | DIGESTIVE SYSTEM | 676 | 103,000 |
| | 111 ALIMENTARY TESTS AND SIMPLE TUBE PLACEMENT | 20 | 155 |

AMB ST 1-4
UTAH HOSPITAL AND FREESTANDING AMBULATORY SURGERY CENTER (FASC) UTILIZATION AND CHARGE PROFILE OF OUTPATIENT SURGERY, 2005
PROCEDURE APG CATEGORY, PROCEDURE APG, BASED ON REPORTABLE* CPT-4 PROCEDURES

120 Salt Lake Regional Medical Center

| procedure APG category | | TOTAL # | TOTAL # (ALL Hospitals) |
|------------------------|---|---------|-------------------------|
| procedure APG | | | |
| | 113 ANOSCOPY WITH BIOPSY AND DIAGNOSTIC PROCTOSIGMOIDOSCOPY | 1 | 683 |
| | 115 DIAGNOSTIC UPPER GI ENDOSCOPY OR INTUBATION | 3 | 20,979 |
| | 116 THERAPEUTIC UPPER GI ENDOSCOPY OR INTUBATION | 14 | 5,802 |
| | 117 LOWER GASTROINTESTINAL ENDOSCOPY | 1 | 47,252 |
| | 118 ERCP AND MISCELLANEOUS GI ENDOSCOPY PROCEDURES | 28 | 1,917 |
| | 119 HERNIA AND HYDROCELE PROCEDURES | 193 | 7,107 |
| | 120 COMPLEX ANAL AND RECTAL PROCEDURES | 37 | 966 |
| | 121 SIMPLE ANAL AND RECTAL PROCEDURES | 5 | 565 |
| | 122 MISCELLANEOUS ABDOMINAL PROCEDURES | 13 | 490 |
| | 123 COMPLEX LAPAROSCOPIC PROCEDURES | 338 | 14,888 |
| | 124 SIMPLE LAPAROSCOPIC PROCEDURES | 23 | 244 |
| 07 | URINARY SYSTEM | 282 | 7,371 |
| | 131 RENAL EXTRACORPOREAL SHOCK WAVE LITHOTRIPSY | 100 | 766 |
| | 133 URINARY CATHETERIZATION AND DILATATION | 16 | 399 |
| | 134 COMPLEX CYSTOURETHROSCOPY AND LITHOLAPAXY | 90 | 3,433 |
| | 135 MODERATE CYSTOURETHROSCOPY | 60 | 1,850 |
| | 136 SIMPLE CYSTOURETHROSCOPY | 11 | 617 |
| | 137 COMPLEX URETHRAL PROCEDURES | 3 | 156 |
| | 138 SIMPLE URETHRAL PROCEDURES | 2 | 149 |
| 08 | MALE GENITAL SYSTEM | 64 | 2,798 |
| | 151 TESTICULAR AND EPIDIDYMAL PROCEDURES | 39 | 1,409 |
| | 152 INSERTION OF PENILE PROSTHESIS | 2 | 85 |
| | 153 COMPLEX PENILE PROCEDURES | 2 | 415 |
| | 154 SIMPLE PENILE PROCEDURES | 15 | 711 |
| | 155 PROSTATE NEEDLE AND PUNCH BIOPSY | 6 | 178 |
| 09 | FEMALE GENITAL SYSTEM | 207 | 6,527 |
| | 176 COMPLEX FEMALE REPRODUCTIVE PROCEDURES | 51 | 1,506 |
| | 177 SIMPLE FEMALE REPRODUCTIVE PROCEDURES | 38 | 1,484 |
| | 178 DILATION AND CURETTAGE | 14 | 663 |
| | 179 HYSTEROSCOPY | 101 | 2,678 |
| | 180 COLPOSCOPY | 3 | 196 |
| 10 | NERVOUS SYSTEM | 328 | 27,778 |
| | 195 NERVOUS SYSTEM INJECTIONS, STIMULATIONS OR CRANIAL TAP | 91 | 21,371 |
| | 196 REVISION AND REMOVAL OF NEUROLOGICAL DEVICE | 22 | 229 |
| | 197 NEUROSTIMULATOR AND VENTRICULAR SHUNT IMPLANTATION | 75 | 776 |
| | 198 NERVE REPAIR AND DESTRUCTION | 110 | 4,700 |
| | 199 SPINAL TAP | 30 | 702 |
| 11 | EYE AND OCULAR ADNEXA | 717 | 11,487 |
| | 211 MINOR OPHTHALMOLOGICAL TESTS AND PROCEDURES | 1 | 26 |
| | 215 COMPLEX ANTERIOR SEGMENT EYE PROCEDURES | 9 | 528 |
| | 216 MODERATE ANTERIOR SEGMENT EYE PROCEDURES | 38 | 322 |
| | 217 SIMPLE ANTERIOR SEGMENT EYE PROCEDURES | 2 | 201 |
| | 220 STRABISMUS AND MUSCLE EYE PROCEDURES | 4 | 905 |
| | 221 COMPLEX REPAIR AND PLASTIC PROCEDURES OF EYE | 380 | 787 |
| | 222 SIMPLE REPAIR AND PLASTIC PROCEDURES OF EYE | 283 | 630 |
| 12 | FACIAL, EAR, NOSE, MOUTH AND THROAT | 602 | 28,941 |

AMB ST 1-4
UTAH HOSPITAL AND FREESTANDING AMBULATORY SURGERY CENTER (FASC) UTILIZATION AND CHARGE PROFILE OF OUTPATIENT SURGERY, 2005
PROCEDURE APG CATEGORY, PROCEDURE APG, BASED ON REPORTABLE* CPT-4 PROCEDURES

120 Salt Lake Regional Medical Center

| procedure APG category | | TOTAL # | TOTAL # (ALL Hospitals) |
|------------------------|---|---------|-------------------------|
| procedure APG | | | |
| | 233 NASAL CAUTERIZATION AND PACKING | 3 | 204 |
| | 234 COMPLEX FACIAL AND ENT PROCEDURES | 316 | 5,313 |
| | 235 SIMPLE FACIAL AND ENT PROCEDURES | 198 | 14,825 |
| | 236 TONSIL AND ADENOID PROCEDURES | 85 | 8,558 |
| 13 | THERAPEUTIC AND OTHER RADIOLOGICAL PROCEDURES | 131 | 3,489 |
| | 253 VASCULAR RADIOLOGY EXCEPT FOR VENOGRAPHY OF EXTREMITY | 15 | 1,503 |
| | 254 MYELOGRAPHY | 32 | 307 |
| | 255 MISCELLANEOUS RADIOLOGICAL PROCEDURES WITH CONTRAST | 84 | 1,673 |

SOURCE: Utah Ambulatory Surgery Database

Utah Health Data Committee/Office of Health Care Statistics

Reportable* excludes codes in the former "Other" category and CPT blood draw codes in previous reports.

AMB ST 1-5
UTAH HOSPITAL AND FREESTANDING AMBULATORY SURGERY CENTER (FASC) UTILIZATION AND CHARGE PROFILE OF OUTPATIENT SURGERY, 2005
PROCEDURE APG CATEGORY, PROCEDURE APG, SINGLE APG ONLY
BASED ON REPORTABLE* CPT-4 PROCEDURES

120 Salt Lake Regional Medical Center

| Procedure APG category | Procedure APG | TOTAL # | AVE TOT CHR | AVE TOT CHR(ALL Hospitals) |
|------------------------|---|---------|-------------|-----------------------------|
| 01 | INTEGUMENTARY SYSTEM | 243 | \$4,168 | \$2,720 |
| | 002 SUPERFICIAL NEEDLE BIOPSY AND ASPIRATION | 55 | \$2,912 | \$2,110 |
| | 003 COMPLEX INCISION AND DRAINAGE | 1 | \$2,833 | \$3,617 |
| | 006 SIMPLE DEBRIDEMENT AND DESTRUCTION | 2 | \$2,052 | \$2,265 |
| | 007 COMPLEX EXCISION, BIOPSY AND DEBRIDEMENT | 18 | \$5,917 | \$2,947 |
| | 008 SIMPLE EXCISION AND BIOPSY | 17 | \$2,958 | \$2,811 |
| | 009 COMPLEX SKIN REPAIRS INCL INTEGUMENT GRAFTS, TRANSFER & REARRAN | 32 | \$5,650 | \$3,441 |
| | 010 SIMPLE SKIN REPAIR | 2 | \$3,343 | \$10,776 |
| | 011 SIMPLE INCISION AND EXCISION OF BREAST | 100 | \$3,809 | \$2,717 |
| | 012 BREAST RECONSTRUCTION AND MASTECTOMY | 16 | \$7,528 | \$4,527 |
| 02 | MUSCULOSKELETAL SYSTEM | 441 | \$5,435 | \$3,739 |
| | 021 COMPLEX MUSCULOSKELETAL PROCEDURES EXCLUDING HAND AND FOOT | 51 | \$7,905 | \$5,677 |
| | 022 SIMPLE MUSCULOSKELETAL PROCEDURES EXCLUDING HAND AND FOOT | 18 | \$4,045 | \$3,550 |
| | 023 COMPLEX HAND AND FOOT MUSCULOSKELETAL PROCEDURES | 8 | \$16,368 | \$4,293 |
| | 024 SIMPLE HAND AND FOOT MUSCULOSKELETAL PROCEDURES | 78 | \$4,225 | \$2,497 |
| | 025 ARTHROSCOPY | 102 | \$8,377 | \$4,162 |
| | 027 SPLINT, STRAPPING AND CAST REMOVAL | 18 | \$839 | \$1,088 |
| | 029 CLOSED TREATMENT FX & DISLOCATION EXC FINGER, TOE & TRUNK | 2 | \$4,593 | \$2,873 |
| | 030 OPEN OR PERCUTANEOUS TREATMENT OF FRACTURES | 42 | \$9,587 | \$4,697 |
| | 031 BONE OR JOINT MANIPULATION UNDER ANESTHESIA | 9 | \$2,599 | \$2,274 |
| | 032 BUNION PROCEDURES | 16 | \$5,018 | \$3,289 |
| | 033 ARTHROPLASTY | 3 | \$9,713 | \$5,262 |
| | 035 ARTHROCENTESIS AND LIGAMENT OR TENDON INJECTION | 94 | \$493 | \$792 |
| 03 | RESPIRATORY SYSTEM | 19 | \$2,410 | \$1,861 |
| | 052 NEEDLE AND CATHETER BIOPSY, ASPIRATION, LAVAGE AND INTUBATION | 9 | \$1,871 | \$1,117 |
| | 053 COMPLEX ENDOSCOPY OF THE UPPER AIRWAY | 6 | \$3,483 | \$3,101 |
| | 055 ENDOSCOPY OF THE LOWER AIRWAY | 4 | \$2,014 | \$2,026 |
| 04 | CARDIOVASCULAR SYSTEM | 209 | \$25,793 | \$11,714 |
| | 074 CARDIAC ELECTROPHYSIOLOGIC TESTS | 5 | \$22,688 | \$22,994 |
| | 076 DIAGNOSTIC CARDIAC CATHETERIZATION | 7 | \$24,137 | \$7,275 |
| | 077 ANGIOPLASTY AND TRANSCATHETER PROCEDURES | 127 | \$32,465 | \$18,442 |
| | 078 PACEMAKER INSERTION AND REPLACEMENT | 19 | \$34,438 | \$20,119 |
| | 079 REMOVAL AND REVISION OF PACEMAKER AND VASCULAR DEVICE | 14 | \$7,026 | \$7,717 |
| | 080 MINOR VASCULAR REPAIR AND FISTULA CONSTRUCTION | 2 | \$8,811 | \$4,543 |
| | 081 SECONDARY VARICOSE VEINS AND VASCULAR INJECTION | 6 | \$4,858 | \$12,911 |
| | 082 VASCULAR LIGATION | 29 | \$6,406 | \$4,974 |
| 05 | HEMATOLOGIC, LYMPHATIC, AND ENDOCRINE | 115 | \$4,288 | \$4,419 |
| | 095 DEEP LYMPH STRUCTURE AND THYROID PROCEDURES | 31 | \$5,876 | \$4,406 |
| | 097 TRANSFUSION | 84 | \$3,702 | \$2,478 |
| 06 | DIGESTIVE SYSTEM | 462 | \$6,757 | \$1,962 |
| | 111 ALIMENTARY TESTS AND SIMPLE TUBE PLACEMENT | 19 | \$1,016 | \$1,010 |
| | 115 DIAGNOSTIC UPPER GI ENDOSCOPY OR INTUBATION | 1 | \$408 | \$1,165 |
| | 116 THERAPEUTIC UPPER GI ENDOSCOPY OR INTUBATION | 10 | \$2,604 | \$1,658 |
| | 117 LOWER GASTROINTESTINAL ENDOSCOPY | 1 | \$4,190 | \$1,067 |
| | 118 ERCP AND MISCELLANEOUS GI ENDOSCOPY PROCEDURES | 8 | \$5,220 | \$3,503 |

AMB ST 1-5
UTAH HOSPITAL AND FREESTANDING AMBULATORY SURGERY CENTER (FASC) UTILIZATION AND CHARGE PROFILE OF OUTPATIENT SURGERY, 2005
PROCEDURE APG CATEGORY, PROCEDURE APG, SINGLE APG ONLY
BASED ON REPORTABLE* CPT-4 PROCEDURES

120 Salt Lake Regional Medical Center

| procedure APG category | | TOTAL # | AVE TOT CHR | AVE TOT CHR(ALL Hospitals) |
|------------------------|--|---------|-------------|-----------------------------|
| Procedure APG | | | | |
| 119 | HERNIA AND HYDROCELE PROCEDURES | 140 | \$4,888 | \$3,280 |
| 120 | COMPLEX ANAL AND RECTAL PROCEDURES | 35 | \$3,502 | \$2,685 |
| 121 | SIMPLE ANAL AND RECTAL PROCEDURES | 4 | \$2,553 | \$1,870 |
| 122 | MISCELLANEOUS ABDOMINAL PROCEDURES | 8 | \$6,172 | \$2,977 |
| 123 | COMPLEX LAPAROSCOPIC PROCEDURES | 218 | \$8,322 | \$5,679 |
| 124 | SIMPLE LAPAROSCOPIC PROCEDURES | 18 | \$19,407 | \$9,924 |
| 07 | URINARY SYSTEM | 207 | \$6,909 | \$4,153 |
| 131 | RENAL EXTRACORPOREAL SHOCK WAVE LITHOTRIPSY | 93 | \$8,715 | \$7,665 |
| 133 | URINARY CATHETERIZATION AND DILATATION | 13 | \$1,747 | \$3,375 |
| 134 | COMPLEX CYSTOURETHROSCOPY AND LITHOLAPAXY | 45 | \$6,610 | \$4,141 |
| 135 | MODERATE CYSTOURETHROSCOPY | 48 | \$4,814 | \$3,140 |
| 136 | SIMPLE CYSTOURETHROSCOPY | 4 | \$3,428 | \$2,217 |
| 137 | COMPLEX URETHRAL PROCEDURES | 3 | \$14,486 | \$4,424 |
| 138 | SIMPLE URETHRAL PROCEDURES | 1 | \$11,247 | \$1,708 |
| 08 | MALE GENITAL SYSTEM | 44 | \$4,939 | \$3,036 |
| 151 | TESTICULAR AND EPIDIDYMAL PROCEDURES | 25 | \$4,676 | \$2,586 |
| 152 | INSERTION OF PENILE PROSTHESIS | 1 | \$34,412 | \$16,730 |
| 153 | COMPLEX PENILE PROCEDURES | 2 | \$4,802 | \$3,166 |
| 154 | SIMPLE PENILE PROCEDURES | 13 | \$3,323 | \$1,905 |
| 155 | PROSTATE NEEDLE AND PUNCH BIOPSY | 3 | \$4,401 | \$3,040 |
| 09 | FEMALE GENITAL SYSTEM | 130 | \$5,970 | \$3,633 |
| 176 | COMPLEX FEMALE REPRODUCTIVE PROCEDURES | 31 | \$8,037 | \$4,657 |
| 177 | SIMPLE FEMALE REPRODUCTIVE PROCEDURES | 18 | \$4,844 | \$2,716 |
| 178 | DILATION AND CURETTAGE | 7 | \$3,628 | \$2,156 |
| 179 | HYSTEROSCOPY | 73 | \$5,623 | \$4,046 |
| 180 | COLPOSCOPY | 1 | \$3,811 | \$1,802 |
| 10 | NERVOUS SYSTEM | 183 | \$9,285 | \$1,539 |
| 195 | NERVOUS SYSTEM INJECTIONS, STIMULATIONS OR CRANIAL TAP | 61 | \$1,687 | \$994 |
| 196 | REVISION AND REMOVAL OF NEUROLOGICAL DEVICE | 9 | \$7,313 | \$5,892 |
| 197 | NEUROSTIMULATOR AND VENTRICULAR SHUNT IMPLANTATION | 35 | \$36,628 | \$20,573 |
| 198 | NERVE REPAIR AND DESTRUCTION | 48 | \$3,954 | \$2,246 |
| 199 | SPINAL TAP | 30 | \$1,955 | \$1,728 |
| 11 | EYE AND OCULAR ADNEXA | 73 | \$4,209 | \$2,803 |
| 215 | COMPLEX ANTERIOR SEGMENT EYE PROCEDURES | 2 | \$4,271 | \$2,675 |
| 221 | COMPLEX REPAIR AND PLASTIC PROCEDURES OF EYE | 59 | \$3,922 | \$3,502 |
| 222 | SIMPLE REPAIR AND PLASTIC PROCEDURES OF EYE | 12 | \$5,614 | \$2,026 |
| 12 | FACIAL, EAR, NOSE, MOUTH AND THROAT | 111 | \$4,344 | \$2,232 |
| 234 | COMPLEX FACIAL AND ENT PROCEDURES | 34 | \$6,886 | \$4,546 |
| 235 | SIMPLE FACIAL AND ENT PROCEDURES | 28 | \$3,107 | \$1,623 |
| 236 | TONSIL AND ADENOID PROCEDURES | 49 | \$3,288 | \$2,001 |
| 13 | THERAPEUTIC AND OTHER RADIOLOGICAL PROCEDURES | 104 | \$2,334 | \$3,887 |
| 253 | VASCULAR RADIOLOGY EXCEPT FOR VENOGRAPHY OF EXTREMITY | 3 | \$9,285 | \$12,212 |
| 254 | MYELOGRAPHY | 20 | \$3,798 | \$2,899 |
| 255 | MISCELLANEOUS RADIOLOGICAL PROCEDURES WITH CONTRAST | 81 | \$1,715 | \$2,848 |

SOURCE: Utah Ambulatory Surgery Database

Utah Health Data Committee/Office of Health Care Statistics

Reportable* excludes codes in the former "Other" category and CPT blood draw codes in previous reports.

AMB ST 1-6
UTAH HOSPITAL AND FREESTANDING AMBULATORY SURGERY CENTER (FASC) UTILIZATION AND CHARGE PROFILE OF OUTPATIENT SURGERY, 2005
NUMBER OF SELECTED AMBULATORY SURGERY PATIENT VISITS BY PATIENT PROFILE

120 Salt Lake Regional Medical Center

| Patient Profile | Patient Visits | | Patient Visits-All Hospitals | |
|----------------------------|----------------|------|------------------------------|------|
| | (#) | (%) | (#) | (%) |
| GENDER | | | | |
| Female | 2,384 | 57.6 | 121,269 | 54.3 |
| Male | 1,752 | 42.4 | 101,991 | 45.7 |
| Unknown | 0 | 0.0 | 13 | 0.0 |
| Not Reported | 0 | 0.0 | 5 | 0.0 |
| AGE | | | | |
| 1-28 days | 2 | 0.0 | 469 | 0.2 |
| 29-365 days | 7 | 0.2 | 3,008 | 1.3 |
| 1-4 years | 31 | 0.7 | 10,999 | 4.9 |
| 5-9 | 30 | 0.7 | 6,321 | 2.8 |
| 10-14 | 50 | 1.2 | 4,532 | 2.0 |
| 15-17 | 59 | 1.4 | 4,858 | 2.2 |
| 18-19 | 65 | 1.6 | 3,511 | 1.6 |
| 20-24 | 181 | 4.4 | 10,616 | 4.8 |
| 25-29 | 249 | 6.0 | 12,207 | 5.5 |
| 30-34 | 287 | 6.9 | 11,660 | 5.2 |
| 35-39 | 357 | 8.6 | 11,852 | 5.3 |
| 40-44 | 317 | 7.7 | 14,382 | 6.4 |
| 45-49 | 343 | 8.3 | 17,465 | 7.8 |
| 50-54 | 379 | 9.2 | 24,332 | 10.9 |
| 55-59 | 357 | 8.6 | 20,472 | 9.2 |
| 60-64 | 316 | 7.6 | 17,241 | 7.7 |
| 65-69 | 292 | 7.1 | 15,102 | 6.8 |
| 70-74 | 255 | 6.2 | 12,741 | 5.7 |
| 75-79 | 228 | 5.5 | 10,692 | 4.8 |
| 80-84 | 192 | 4.6 | 6,850 | 3.1 |
| 85-89 | 105 | 2.5 | 3,124 | 1.4 |
| 90 + | 34 | 0.8 | 842 | 0.4 |
| Not Reported | 2 | 0.0 | 471 | 0.2 |
| SOURCE OF ADMISSION | | | | |
| Physician Referral | 4,120 | 99.6 | 197,732 | 88.6 |
| Clinic Referral | 0 | 0.0 | 511 | 0.2 |
| HMO Referral | 1 | 0.0 | 3,452 | 1.5 |
| Other Hospital | 1 | 0.0 | 121 | 0.1 |
| Skilled Nursing Facility | 0 | 0.0 | 19 | 0.0 |
| Other Health Care Facility | 4 | 0.1 | 36 | 0.0 |
| Emergency Room | 10 | 0.2 | 4,092 | 1.8 |
| Court/Law Enforcement | 0 | 0.0 | 0 | 0.0 |
| Unknown | 0 | 0.0 | 7 | 0.0 |
| Not Reported | 0 | 0.0 | 17,308 | 7.8 |

(Continued)

AMB ST 1-6
UTAH HOSPITAL AND FREESTANDING AMBULATORY SURGERY CENTER (FASC) UTILIZATION AND CHARGE PROFILE OF OUTPATIENT SURGERY, 2005
NUMBER OF SELECTED AMBULATORY SURGERY PATIENT VISITS BY PATIENT PROFILE

120 Salt Lake Regional Medical Center

| Patient Profile | Patient Visits | | Patient Visits-All Hospitals | |
|---|----------------|------|------------------------------|------|
| | (#) | (%) | (#) | (%) |
| DISCHARGE STATUS | | | | |
| Home or Self Care | 4,127 | 99.8 | 222,736 | 99.8 |
| Another Hospital | 0 | 0.0 | 119 | 0.1 |
| Skilled Nursing Facility | 1 | 0.0 | 104 | 0.0 |
| Intermediate Care Facility | 0 | 0.0 | 9 | 0.0 |
| Another Type of Institution | 2 | 0.0 | 26 | 0.0 |
| Under Care of Home Service | 4 | 0.1 | 191 | 0.1 |
| Left Against Medical Advice | 1 | 0.0 | 24 | 0.0 |
| Under Care of Home IV Provider | 0 | 0.0 | 11 | 0.0 |
| Expired | 0 | 0.0 | 12 | 0.0 |
| Unknown | 1 | 0.0 | 46 | 0.0 |
| Not Reported | 0 | 0.0 | 0 | 0.0 |
| PRIMARY PAYER | | | | |
| Medicare | 1,079 | 26.1 | 49,290 | 22.1 |
| Medicaid | 188 | 4.5 | 14,728 | 6.6 |
| Other government | 79 | 1.9 | 5,443 | 2.4 |
| Blue Cross/Blue Shield | 1,194 | 28.9 | 29,900 | 13.4 |
| Other Commercial | 403 | 9.7 | 14,398 | 6.4 |
| Managed Care(HMO, PPO) | 1,075 | 26.0 | 101,684 | 45.5 |
| Self Pay | 68 | 1.6 | 2,175 | 1.0 |
| Industrial & Worker Comp | 47 | 1.1 | 4,017 | 1.8 |
| Charity and Unclassified | 2 | 0.0 | 206 | 0.1 |
| Childrens Health Insurance | 0 | 0.0 | 197 | 0.1 |
| Unknown | 1 | 0.0 | 1,148 | 0.5 |
| Not Reported | 0 | 0.0 | 92 | 0.0 |
| LOCAL HEALTH DISTRICT OF PATIENT RESIDENCE | | | | |
| Bear River | 40 | 1.0 | 15,256 | 6.8 |
| Central Utah | 18 | 0.4 | 8,217 | 3.7 |
| Davis County | 326 | 7.9 | 22,608 | 10.1 |
| Salt Lake County | 2,641 | 63.9 | 78,843 | 35.3 |
| Southeastern Utah | 34 | 0.8 | 5,233 | 2.3 |
| Southwest Utah | 22 | 0.5 | 12,333 | 5.5 |
| Summit County | 142 | 3.4 | 3,135 | 1.4 |
| Tooele County | 178 | 4.3 | 4,296 | 1.9 |
| Tri-County | 85 | 2.1 | 5,769 | 2.6 |
| Utah County | 108 | 2.6 | 35,901 | 16.1 |
| Wasatch County | 33 | 0.8 | 1,724 | 0.8 |
| Weber County | 63 | 1.5 | 20,598 | 9.2 |
| Unknown Utah | 0 | 0.0 | 49 | 0.0 |
| Outside Utah | 365 | 8.8 | 9,153 | 4.1 |
| Unknown, Not Reported | 81 | 2.0 | 163 | 0.1 |

SOURCE: Utah Ambulatory Surgery Database,
Utah Health Data Committee/Office of Health Care Statistics.

AMB ST 1-1
UTAH HOSPITAL AND FREESTANDING AMBULATORY SURGERY CENTER (FASC) UTILIZATION AND CHARGE PROFILE OF OUTPATIENT SURGERY, 2005
NUMBER OF CPT-4 AND ICD-9 REPORTABLE* PROCEDURES BY SELECTED AMBULATORY SURGERY REPORTING CATEGORY

128 San Juan Hospital

| Reporting Category(ICD-9-CM CODES) | Procedures Performed | | Procedures Performed-All Hospitals | |
|--|----------------------|-------|------------------------------------|-------|
| | (#) | (%) | (#) | (%) |
| Reporting Category(ICD-9-CM CODES) | 404 | 100.0 | 319,528 | 100.0 |
| Mastectomy (85.0-85.99) | 7 | 1.7 | 7,251 | 2.3 |
| Musculoskeletal (76.0-84.99) | 10 | 2.5 | 62,442 | 19.5 |
| Respiratory (30.0-34.99) | 0 | 0.0 | 3,352 | 1.0 |
| Cardiovascular (35.0-39.99) | 0 | 0.0 | 16,471 | 5.2 |
| Lymphatic/Hemetic (40.0-41.99) | 4 | 1.0 | 2,955 | 0.9 |
| Digestive System (42.0-54.99) | 224 | 55.4 | 105,537 | 33.0 |
| Urinary (55.0-59.99) | 0 | 0.0 | 8,250 | 2.6 |
| Male Genital (60.0-64.99) | 1 | 0.2 | 3,729 | 1.2 |
| Female Genital (65.0-71.99) | 13 | 3.2 | 14,736 | 4.6 |
| Endocrine/Nervous (01.0-07.99) | 2 | 0.5 | 30,031 | 9.4 |
| Eye (08.0-16.99) | 95 | 23.5 | 19,655 | 6.2 |
| Ear (18.0-20.99) | 20 | 5.0 | 15,107 | 4.7 |
| Nose, Mouth, Pharynx (21.0-29.99) | 28 | 6.9 | 30,012 | 9.4 |
| Reporting Category(CPT-4 CODES) | . | . | 307,031 | 100.0 |
| Mastectomy (19120-19220) | . | . | 3,138 | 1.0 |
| Musculoskeletal (20000-29909) | . | . | 61,634 | 20.1 |
| Respiratory (30000-32999 & 39501-39599) | . | . | 13,104 | 4.3 |
| Cardiovascular (33010-37799 & 93501-93660) | . | . | 37,099 | 12.1 |
| Lymphatic/Hemetic (38100-38999) | . | . | 2,706 | 0.9 |
| Digestive (40490-49999) | . | . | 114,818 | 37.4 |
| Urinary (50010-53899) | . | . | 8,591 | 2.8 |
| Male Genital (54000-55899) | . | . | 3,154 | 1.0 |
| Female Genital (56405-58999) | . | . | 11,166 | 3.6 |
| Endocrine/Nervous (60000-64999) | . | . | 31,549 | 10.3 |
| Eye (65091-68899) | . | . | 11,740 | 3.8 |
| Ear (69000-69979) | . | . | 8,332 | 2.7 |

SOURCE: Utah Ambulatory Surgery Database
Utah Health Data Committee/Office of Health Care Statistics.
Reportable* excludes codes in the former "Other" category and CPT blood draw codes in previous reports.

AMB ST 1-2
UTAH HOSPITAL AND FREESTANDING AMBULATORY SURGERY CENTER (FASC) UTILIZATION AND CHARGE PROFILE OF OUTPATIENT SURGERY, 2005
MOST COMMONLY PERFORMED CPT-4 AND ICD-9 REPORTABLE* PROCEDURES

128 San Juan Hospital

| ICD-9 CODE | ICD-9 DESCRIPTION | # | % | % ALL Hospitals |
|----------------------|-------------------------------------|----|------|-----------------|
| All ICD-9 Procedures | | | | |
| 4516 | EGD W/CLOS BX | 71 | 17.6 | 5.33 |
| 4542 | ENDO POLYPECTOMY LARGE INTESTINE | 54 | 13.4 | 3.85 |
| 1341 | PHACOEMULSIFICATION&ASPIR CATARACT | 41 | 10.1 | 1.43 |
| 1371 | INSRT IOL-CATARACT EXTRACT-1 STAGE | 40 | 9.9 | 1.42 |
| 4523 | COLONOSCOPY | 35 | 8.7 | 7.33 |
| 2001 | MYRINGOTOMY WITH INSERTION OF TUBE | 19 | 4.7 | 3.86 |
| 4525 | CLOS [ENDO] BX LARGE INTESTINE | 19 | 4.7 | 2.58 |
| 283 | TONSILLECTOMY WITH ADENOIDECTOMY | 15 | 3.7 | 1.73 |
| 5123 | LAPAROSCOPIC CHOLECYSTECTOMY | 15 | 3.7 | 1.93 |
| 282 | TONSILLECTOMY WITHOUT ADENOIDECTOMY | 12 | 3.0 | 0.65 |
| 8339 | EXCISION LESION OTHER SOFT TISSUE | 8 | 2.0 | 0.23 |
| 1364 | DISCISSION OF SECONDARY MEMBRANE | 7 | 1.7 | 0.24 |
| 4292 | DILATION OF ESOPHAGUS | 7 | 1.7 | 1.37 |
| 6909 | OTHER DILATION&CURETTAGE OF UTERUS | 6 | 1.5 | 0.47 |
| 6902 | DILATION&CURET FOLLOWING DELIV/AB | 4 | 1.0 | 0.21 |
| 8521 | LOCAL EXCISION OF LESION OF BREAST | 4 | 1.0 | 0.91 |
| 1473 | MECH VITRECTOMY ANTERIOR APPROACH | 3 | 0.7 | 0.03 |
| 4021 | EXCISION DEEP CERVICAL LYMPH NODE | 3 | 0.7 | 0.05 |
| 4341 | ENDO EXC/DESTRUC LES/TISSUE STOMACH | 3 | 0.7 | 0.14 |
| 5303 | UNILAT REPR DIRECT ING HERN-GFT | 3 | 0.7 | 0.35 |

| CPT-4 CODE | CPT-4 DESCRIPTION | # | % | % ALL Hospitals |
|----------------------|-------------------|---|---|-----------------|
| All CPT-4 Procedures | | | | |

Does not report CPTs

SOURCE: Utah Ambulatory Surgery Database
 Utah Health Data Committee/Office of Health Care Statistics
 Reportable* excludes codes in the former "Other" category and CPT4 blood draw codes in previous reports.

AMB ST 1-3

UTAH HOSPITAL AND FREESTANDING AMBULATORY SURGERY CENTER (FASC) UTILIZATION AND CHARGE PROFILE OF OUTPATIENT SURGERY, 2005
 AVERAGE TOTAL CHARGES FOR MOST COMMONLY PERFORMED CPT-4 AND ICD-9 REPORTABLE* PROCEDURES, SINGLE ICD-9 OR CPT-4 ONLY

128 San Juan Hospital

| ICD-9 CODE | ICD-9 DESCRIPTION | # | AVE TOT CHR | AVE TOT CHR(ALL Hospitals) |
|------------------|-------------------------------------|----|-------------|-----------------------------|
| ICD-9 Procedures | | | | |
| 4516 | EGD W/CLOS BX | 38 | \$2,065 | \$1,210 |
| 4523 | COLONOSCOPY | 27 | \$2,181 | \$903 |
| 4542 | ENDO POLYPECTOMY LARGE INTESTINE | 26 | \$2,351 | \$1,238 |
| 283 | TONSILLECTOMY WITH ADENOIDECTOMY | 14 | \$2,969 | \$1,976 |
| 282 | TONSILLECTOMY WITHOUT ADENOIDECTOMY | 12 | \$3,153 | \$2,177 |
| 5123 | LAPAROSCOPIC CHOLECYSTECTOMY | 9 | \$8,782 | \$5,675 |
| 1364 | DISCISSION OF SECONDARY MEMBRANE | 7 | \$698 | \$670 |
| 6909 | OTHER DILATION&CURETTAGE OF UTERUS | 6 | \$2,613 | \$2,385 |
| 6902 | DILATION&CURET FOLLOWING DELIV/AB | 4 | \$2,877 | \$2,542 |
| 8521 | LOCAL EXCISION OF LESION OF BREAST | 4 | \$2,344 | \$2,505 |
| 4021 | EXCISION DEEP CERVICAL LYMPH NODE | 3 | \$3,558 | \$3,906 |
| 4525 | CLOS [ENDO] BX LARGE INTESTINE | 3 | \$1,977 | \$1,300 |
| 5303 | UNILAT REPR DIRECT ING HERN-GFT | 3 | \$6,125 | \$3,672 |
| 8512 | OPEN BIOPSY OF BREAST | 3 | \$3,227 | \$2,626 |
| 0331 | SPINAL TAP | 2 | \$700 | \$1,802 |
| 2001 | MYRINGOTOMY WITH INSERTION OF TUBE | 2 | \$2,648 | \$1,307 |
| 4311 | PERCUTANEOUS GASTROSTOMY | 2 | \$2,431 | \$2,125 |
| 5316 | BIL REPR ING HERN DIRCT-INDRCT-GFT | 2 | \$6,583 | \$5,020 |
| 5317 | BILAT ING HERN REP W/GFT/PROSTH NOS | 2 | \$5,316 | \$5,502 |
| 8339 | EXCISION LESION OTHER SOFT TISSUE | 2 | \$2,509 | \$2,723 |

| CPT-4 CODE | CPT-4 DESCRIPTION | # | AVE TOT CHR | AVE TOT CHR(ALL Hospitals) |
|------------------|-------------------|---|-------------|-----------------------------|
| CPT-4 Procedures | | | | |

Does not report CPTs

SOURCE: Utah Ambulatory Surgery Database
 Reportable* excludes codes in the former "Other" category and CPT4 blood draw codes in previous reports.

AMB ST 1-6
UTAH HOSPITAL AND FREESTANDING AMBULATORY SURGERY CENTER (FASC) UTILIZATION AND CHARGE PROFILE OF OUTPATIENT SURGERY, 2005
NUMBER OF SELECTED AMBULATORY SURGERY PATIENT VISITS BY PATIENT PROFILE

128 San Juan Hospital

| Patient Profile | Patient Visits | | Patient Visits-All Hospitals | |
|----------------------------|----------------|------|------------------------------|------|
| | (#) | (%) | (#) | (%) |
| GENDER | | | | |
| Female | 154 | 53.5 | 121,269 | 54.3 |
| Male | 133 | 46.2 | 101,991 | 45.7 |
| Unknown | 1 | 0.3 | 13 | 0.0 |
| Not Reported | 0 | 0.0 | 5 | 0.0 |
| AGE | | | | |
| 1-28 days | 0 | 0.0 | 469 | 0.2 |
| 29-365 days | 2 | 0.7 | 3,008 | 1.3 |
| 1-4 years | 15 | 5.2 | 10,999 | 4.9 |
| 5-9 | 11 | 3.8 | 6,321 | 2.8 |
| 10-14 | 4 | 1.4 | 4,532 | 2.0 |
| 15-17 | 9 | 3.1 | 4,858 | 2.2 |
| 18-19 | 2 | 0.7 | 3,511 | 1.6 |
| 20-24 | 9 | 3.1 | 10,616 | 4.8 |
| 25-29 | 14 | 4.9 | 12,207 | 5.5 |
| 30-34 | 11 | 3.8 | 11,660 | 5.2 |
| 35-39 | 11 | 3.8 | 11,852 | 5.3 |
| 40-44 | 10 | 3.5 | 14,382 | 6.4 |
| 45-49 | 15 | 5.2 | 17,465 | 7.8 |
| 50-54 | 21 | 7.3 | 24,332 | 10.9 |
| 55-59 | 23 | 8.0 | 20,472 | 9.2 |
| 60-64 | 25 | 8.7 | 17,241 | 7.7 |
| 65-69 | 28 | 9.7 | 15,102 | 6.8 |
| 70-74 | 26 | 9.0 | 12,741 | 5.7 |
| 75-79 | 24 | 8.3 | 10,692 | 4.8 |
| 80-84 | 19 | 6.6 | 6,850 | 3.1 |
| 85-89 | 7 | 2.4 | 3,124 | 1.4 |
| 90 + | 2 | 0.7 | 842 | 0.4 |
| Not Reported | 0 | 0.0 | 471 | 0.2 |
| SOURCE OF ADMISSION | | | | |
| Physician Referral | 283 | 98.3 | 197,732 | 88.6 |
| Clinic Referral | 0 | 0.0 | 511 | 0.2 |
| HMO Referral | 0 | 0.0 | 3,452 | 1.5 |
| Other Hospital | 0 | 0.0 | 121 | 0.1 |
| Skilled Nursing Facility | 0 | 0.0 | 19 | 0.0 |
| Other Health Care Facility | 0 | 0.0 | 36 | 0.0 |
| Emergency Room | 1 | 0.3 | 4,092 | 1.8 |
| Court/Law Enforcement | 0 | 0.0 | 0 | 0.0 |
| Unknown | 0 | 0.0 | 7 | 0.0 |
| Not Reported | 4 | 1.4 | 17,308 | 7.8 |

(Continued)

AMB ST 1-6
UTAH HOSPITAL AND FREESTANDING AMBULATORY SURGERY CENTER (FASC) UTILIZATION AND CHARGE PROFILE OF OUTPATIENT SURGERY, 2005
NUMBER OF SELECTED AMBULATORY SURGERY PATIENT VISITS BY PATIENT PROFILE

128 San Juan Hospital

| Patient Profile | Patient Visits | | Patient Visits-All Hospitals | |
|---|----------------|------|------------------------------|------|
| | (#) | (%) | (#) | (%) |
| DISCHARGE STATUS | | | | |
| Home or Self Care | 253 | 87.8 | 222,736 | 99.8 |
| Another Hospital | 0 | 0.0 | 119 | 0.1 |
| Skilled Nursing Facility | 2 | 0.7 | 104 | 0.0 |
| Intermediate Care Facility | 0 | 0.0 | 9 | 0.0 |
| Another Type of Institution | 0 | 0.0 | 26 | 0.0 |
| Under Care of Home Service | 0 | 0.0 | 191 | 0.1 |
| Left Against Medical Advice | 0 | 0.0 | 24 | 0.0 |
| Under Care of Home IV Provider | 0 | 0.0 | 11 | 0.0 |
| Expired | 0 | 0.0 | 12 | 0.0 |
| Unknown | 33 | 11.5 | 46 | 0.0 |
| Not Reported | 0 | 0.0 | 0 | 0.0 |
| PRIMARY PAYER | | | | |
| Medicare | 107 | 37.2 | 49,290 | 22.1 |
| Medicaid | 37 | 12.8 | 14,728 | 6.6 |
| Other government | 5 | 1.7 | 5,443 | 2.4 |
| Blue Cross/Blue Shield | 40 | 13.9 | 29,900 | 13.4 |
| Other Commercial | 12 | 4.2 | 14,398 | 6.4 |
| Managed Care(HMO, PPO) | 69 | 24.0 | 101,684 | 45.5 |
| Self Pay | 16 | 5.6 | 2,175 | 1.0 |
| Industrial & Worker Comp | 1 | 0.3 | 4,017 | 1.8 |
| Charity and Unclassified | 0 | 0.0 | 206 | 0.1 |
| Childrens Health Insurance | 1 | 0.3 | 197 | 0.1 |
| Unknown | 0 | 0.0 | 1,148 | 0.5 |
| Not Reported | 0 | 0.0 | 92 | 0.0 |
| LOCAL HEALTH DISTRICT OF PATIENT RESIDENCE | | | | |
| Bear River | 0 | 0.0 | 15,256 | 6.8 |
| Central Utah | 0 | 0.0 | 8,217 | 3.7 |
| Davis County | 0 | 0.0 | 22,608 | 10.1 |
| Salt Lake County | 0 | 0.0 | 78,843 | 35.3 |
| Southeastern Utah | 277 | 96.2 | 5,233 | 2.3 |
| Southwest Utah | 2 | 0.7 | 12,333 | 5.5 |
| Summit County | 0 | 0.0 | 3,135 | 1.4 |
| Tooele County | 0 | 0.0 | 4,296 | 1.9 |
| Tri-County | 0 | 0.0 | 5,769 | 2.6 |
| Utah County | 0 | 0.0 | 35,901 | 16.1 |
| Wasatch County | 0 | 0.0 | 1,724 | 0.8 |
| Weber County | 0 | 0.0 | 20,598 | 9.2 |
| Unknown Utah | 1 | 0.3 | 49 | 0.0 |
| Outside Utah | 8 | 2.8 | 9,153 | 4.1 |
| Unknown, Not Reported | 0 | 0.0 | 163 | 0.1 |

SOURCE: Utah Ambulatory Surgery Database,
Utah Health Data Committee/Office of Health Care Statistics.

AMB ST 1-1
UTAH HOSPITAL AND FREESTANDING AMBULATORY SURGERY CENTER (FASC) UTILIZATION AND CHARGE PROFILE OF OUTPATIENT SURGERY, 2005
NUMBER OF CPT-4 AND ICD-9 REPORTABLE* PROCEDURES BY SELECTED AMBULATORY SURGERY REPORTING CATEGORY

130 Sanpete Valley Hospital

| | Procedures Performed | | Procedures Performed-All Hospitals | |
|--|----------------------|-------|------------------------------------|-------|
| | (#) | (%) | (#) | (%) |
| Reporting Category(ICD-9-CM CODES) | 982 | 100.0 | 319,528 | 100.0 |
| Mastectomy (85.0-85.99) | 29 | 3.0 | 7,251 | 2.3 |
| Musculoskeletal (76.0-84.99) | 49 | 5.0 | 62,442 | 19.5 |
| Respiratory (30.0-34.99) | 2 | 0.2 | 3,352 | 1.0 |
| Cardiovascular (35.0-39.99) | 5 | 0.5 | 16,471 | 5.2 |
| Lymphatic/Hemetic (40.0-41.99) | 2 | 0.2 | 2,955 | 0.9 |
| Digestive System (42.0-54.99) | 516 | 52.5 | 105,537 | 33.0 |
| Urinary (55.0-59.99) | 1 | 0.1 | 8,250 | 2.6 |
| Male Genital (60.0-64.99) | 5 | 0.5 | 3,729 | 1.2 |
| Female Genital (65.0-71.99) | 29 | 3.0 | 14,736 | 4.6 |
| Endocrine/Nervous (01.0-07.99) | 55 | 5.6 | 30,031 | 9.4 |
| Eye (08.0-16.99) | 155 | 15.8 | 19,655 | 6.2 |
| Ear (18.0-20.99) | 56 | 5.7 | 15,107 | 4.7 |
| Nose, Mouth, Pharynx (21.0-29.99) | 78 | 7.9 | 30,012 | 9.4 |
| Reporting Category(CPT-4 CODES) | 835 | 100.0 | 307,031 | 100.0 |
| Mastectomy (19120-19220) | 27 | 3.2 | 3,138 | 1.0 |
| Musculoskeletal (20000-29909) | 82 | 9.8 | 61,634 | 20.1 |
| Respiratory (30000-32999 & 39501-39599) | 18 | 2.2 | 13,104 | 4.3 |
| Cardiovascular (33010-37799 & 93501-93660) | 5 | 0.6 | 37,099 | 12.1 |
| Lymphatic/Hemetic (38100-38999) | 1 | 0.1 | 2,706 | 0.9 |
| Digestive (40490-49999) | 549 | 65.7 | 114,818 | 37.4 |
| Urinary (50010-53899) | 4 | 0.5 | 8,591 | 2.8 |
| Male Genital (54000-55899) | 4 | 0.5 | 3,154 | 1.0 |
| Female Genital (56405-58999) | 21 | 2.5 | 11,166 | 3.6 |
| Endocrine/Nervous (60000-64999) | 1 | 0.1 | 31,549 | 10.3 |
| Eye (65091-68899) | 94 | 11.3 | 11,740 | 3.8 |
| Ear (69000-69979) | 29 | 3.5 | 8,332 | 2.7 |

SOURCE: Utah Ambulatory Surgery Database

Utah Health Data Committee/Office of Health Care Statistics.

Reportable* excludes codes in the former "Other" category and CPT blood draw codes in previous reports.

AMB ST 1-2
UTAH HOSPITAL AND FREESTANDING AMBULATORY SURGERY CENTER (FASC) UTILIZATION AND CHARGE PROFILE OF OUTPATIENT SURGERY, 2005
MOST COMMONLY PERFORMED CPT-4 AND ICD-9 REPORTABLE* PROCEDURES

130 Sanpete Valley Hospital

| ICD-9 CODE | ICD-9 DESCRIPTION | # | % | % ALL Hospitals |
|----------------------|-------------------------------------|-----|-------|-----------------|
| All ICD-9 Procedures | | 982 | 100.0 | 100.0 |
| 4523 | COLONOSCOPY | 109 | 11.1 | 7.33 |
| 5123 | LAPAROSCOPIC CHOLECYSTECTOMY | 74 | 7.5 | 1.93 |
| 4542 | ENDO POLYPECTOMY LARGE INTESTINE | 69 | 7.0 | 3.85 |
| 4516 | EGD W/CLOS BX | 67 | 6.8 | 5.33 |
| 1341 | PHACOEMULSIFICATION&ASPIR CATARACT | 65 | 6.6 | 1.43 |
| 1371 | INSRT IOL-CATARACT EXTRACT-1 STAGE | 65 | 6.6 | 1.42 |
| 0443 | RELEASE OF CARPAL TUNNEL | 54 | 5.5 | 1.13 |
| 2001 | MYRINGOTOMY WITH INSERTION OF TUBE | 50 | 5.1 | 3.86 |
| 283 | TONSILLECTOMY WITH ADENOIDECTOMY | 39 | 4.0 | 1.73 |
| 4513 | OTHER ENDOSCOPY OF SMALL INTESTINE | 39 | 4.0 | 2.02 |
| 4836 | [ENDOSCOPIC] POLYPECTOMY OF RECTUM | 36 | 3.7 | 1.17 |
| 4525 | CLOS [ENDO] BX LARGE INTESTINE | 35 | 3.6 | 2.58 |
| 8521 | LOCAL EXCISION OF LESION OF BREAST | 25 | 2.5 | 0.91 |
| 1369 | OTHER CATARACT EXTRACTION | 23 | 2.3 | 0.03 |
| 282 | TONSILLECTOMY WITHOUT ADENOIDECTOMY | 15 | 1.5 | 0.65 |
| 4292 | DILATION OF ESOPHAGUS | 13 | 1.3 | 1.37 |
| 4824 | CLOSED BIOPSY OF RECTUM | 10 | 1.0 | 0.55 |
| 7756 | REPAIR OF HAMMER TOE | 10 | 1.0 | 0.33 |
| 5361 | INCI HERNIA REPAIR W/PROSTHESIS | 9 | 0.9 | 0.19 |
| 5304 | UNILAT REPR INDIRECT ING HERN-GFT | 8 | 0.8 | 0.48 |

| CPT-4 CODE | CPT-4 DESCRIPTION | # | % | % ALL Hospitals |
|----------------------|----------------------------------|-----|-------|-----------------|
| All CPT-4 Procedures | | 835 | 100.0 | 100.0 |
| 45385 | COLONOSCOPY FLEX; W/REMV LES-SNA | 103 | 12.3 | 1.80 |
| 45378 | COLONOSCOPY FLEX; DX-SEP PROC | 98 | 11.7 | 7.15 |
| 47563 | LAPARSCPY SURG; CHOLECT W/CHOLAN | 71 | 8.5 | 1.24 |
| 43239 | UGI ENDO; W/BX 1/MX | 68 | 8.1 | 5.40 |
| 66984 | EXTRACAPSULAR CATARACT REMV IOL | 65 | 7.8 | 1.43 |
| 29848 | ENDO WRST SURG REL TRNS CARP LIG | 33 | 4.0 | 0.33 |
| 43235 | UGI ENDO; DX W/WO CLCT SPECMN-SP | 32 | 3.8 | 1.34 |
| 45380 | COLONOSCOPY FLEX; W/BX 1/MX | 32 | 3.8 | 5.50 |
| 42820 | T&A; UNDER AGE 12 | 28 | 3.4 | 1.38 |
| 69436 | TYMPANOSTOMY GENERAL ANESTHESIA | 25 | 3.0 | 2.08 |
| 66821 | DISCISSION 2ND CATARACT; LASER S | 23 | 2.8 | 0.27 |
| 49650 | LAPARSCPY SURG; REPR INIT ING HE | 15 | 1.8 | 0.19 |
| 19120 | EXC BRST CYST TUMR/LES OPN M/F 1 | 12 | 1.4 | 0.59 |
| 19125 | EXC BRST LES ID RAD MARKR OPN;1 | 12 | 1.4 | 0.27 |
| 28285 | CORRECTION HAMMERTOES | 11 | 1.3 | 0.48 |
| 42821 | T&A; AGE 12 OR OVER | 11 | 1.3 | 0.36 |
| 43458 | DILAT ESOPHAGUS W/BALLOON ACHALA | 10 | 1.2 | 0.02 |
| 42826 | TONSILLECTOMY PRIM/SEC; AGE 12/O | 9 | 1.1 | 0.54 |
| 49659 | UNLISTED LAP PROC-HERNIOPLSTY/OT | 9 | 1.1 | 0.13 |
| 28296 | HALLUX VALGUS; W/METATARSAL OSTE | 7 | 0.8 | 0.25 |

SOURCE: Utah Ambulatory Surgery Database

Utah Health Data Committee/Office of Health Care Statistics

Reportable* excludes codes in the former "Other" category and CPT4 blood draw codes in previous reports.

AMB ST 1-3

UTAH HOSPITAL AND FREESTANDING AMBULATORY SURGERY CENTER (FASC) UTILIZATION AND CHARGE PROFILE OF OUTPATIENT SURGERY, 2005
 AVERAGE TOTAL CHARGES FOR MOST COMMONLY PERFORMED CPT-4 AND ICD-9 REPORTABLE* PROCEDURES, SINGLE ICD-9 OR CPT-4 ONLY

130 Sanpete Valley Hospital

| ICD-9 CODE | ICD-9 DESCRIPTION | # | AVE TOT CHR | AVE TOT CHR(ALL Hospitals) |
|------------------|-------------------------------------|-----|-------------|-----------------------------|
| ICD-9 Procedures | | 481 | \$2,398 | \$2,879 |
| 4523 | COLONOSCOPY | 89 | \$793 | \$903 |
| 5123 | LAPAROSCOPIC CHOLECYSTECTOMY | 65 | \$6,186 | \$5,675 |
| 4542 | ENDO POLYPECTOMY LARGE INTESTINE | 42 | \$1,077 | \$1,238 |
| 283 | TONSILLECTOMY WITH ADENOIDECTOMY | 34 | \$2,213 | \$1,976 |
| 4516 | EGD W/CLOS BX | 30 | \$922 | \$1,210 |
| 1369 | OTHER CATARACT EXTRACTION | 23 | \$952 | \$527 |
| 8521 | LOCAL EXCISION OF LESION OF BREAST | 23 | \$2,805 | \$2,505 |
| 4525 | CLOS [ENDO] BX LARGE INTESTINE | 18 | \$1,216 | \$1,300 |
| 4836 | [ENDOSCOPIC] POLYPECTOMY OF RECTUM | 17 | \$980 | \$1,195 |
| 282 | TONSILLECTOMY WITHOUT ADENOIDECTOMY | 12 | \$2,045 | \$2,177 |
| 4513 | OTHER ENDOSCOPY OF SMALL INTESTINE | 12 | \$661 | \$1,077 |
| 0443 | RELEASE OF CARPAL TUNNEL | 11 | \$3,029 | \$1,948 |
| 4824 | CLOSED BIOPSY OF RECTUM | 7 | \$988 | \$1,219 |
| 7756 | REPAIR OF HAMMER TOE | 7 | \$2,359 | \$2,614 |
| 5304 | UNILAT REPR INDIRECT ING HERN-GFT | 6 | \$5,452 | \$3,549 |
| 5361 | INCI HERNIA REPAIR W/PROSTHESIS | 6 | \$6,197 | \$5,912 |
| 4701 | LAPAROSCOPIC APPENDECTOMY | 5 | \$7,666 | \$7,458 |
| 4341 | ENDO EXC/DESTRUC LES/TISSUE STOMACH | 4 | \$1,011 | \$1,302 |
| 6902 | DILATION&CURET FOLLOWING DELIV/AB | 4 | \$2,456 | \$2,542 |
| 3893 | VENOUS CATHETERIZATION NEC | 3 | \$802 | \$2,942 |

| CPT-4 CODE | CPT-4 DESCRIPTION | # | AVE TOT CHR | AVE TOT CHR(ALL Hospitals) |
|------------------|----------------------------------|-----|-------------|-----------------------------|
| CPT-4 Procedures | | 595 | \$2,436 | \$2,664 |
| 45378 | COLONOSCOPY FLEX; DX-SEP PROC | 80 | \$796 | \$907 |
| 45385 | COLONOSCOPY FLEX; W/REMV LES-SNA | 72 | \$1,083 | \$1,353 |
| 66984 | EXTRACAPSULAR CATARACT REMV IOL | 65 | \$2,824 | \$2,926 |
| 47563 | LAPARSCPY SURG; CHOLECT W/CHOLAN | 63 | \$6,203 | \$5,930 |
| 29848 | ENDO WRST SURG REL TRNS CARP LIG | 30 | \$3,352 | \$2,203 |
| 43239 | UGI ENDO; W/BX 1/MX | 30 | \$922 | \$1,205 |
| 45380 | COLONOSCOPY FLEX; W/BX 1/MX | 27 | \$1,158 | \$1,227 |
| 42820 | T&A; UNDER AGE 12 | 23 | \$2,250 | \$1,897 |
| 66821 | DISCISSION 2ND CATARACT; LASER S | 23 | \$952 | \$712 |
| 69436 | TYMPANOSTOMY GENERAL ANESTHESIA | 17 | \$1,349 | \$1,069 |
| 19120 | EXC BRST CYST TUMR/LES OPN M/F 1 | 12 | \$2,490 | \$2,463 |
| 19125 | EXC BRST LES ID RAD MARKR OPN;1 | 12 | \$3,093 | \$3,257 |
| 42821 | T&A; AGE 12 OR OVER | 11 | \$2,137 | \$2,175 |
| 49650 | LAPARSCPY SURG; REPR INIT ING HE | 11 | \$5,585 | \$5,057 |
| 43235 | UGI ENDO; DX W/WO CLCT SPECMN-SP | 10 | \$595 | \$1,012 |
| 28285 | CORRECTION HAMMERTOE | 7 | \$2,356 | \$2,376 |
| 42826 | TONSILLECTOMY PRIM/SEC; AGE 12/O | 7 | \$2,172 | \$2,223 |
| 42825 | TONSILLECT PRIM/SEC; UNDER AGE 1 | 5 | \$1,866 | \$1,892 |
| 44970 | LAPAROSCOPY SURGICAL APPENDECTOM | 5 | \$7,666 | \$7,429 |
| 49659 | UNLISTED LAP PROC-HERNIOPLSTY/OT | 5 | \$6,753 | \$8,077 |

SOURCE: Utah Ambulatory Surgery Database

Reportable* excludes codes in the former "Other" category and CPT4 blood draw codes in previous reports.

AMB ST 1-4

UTAH HOSPITAL AND FREESTANDING AMBULATORY SURGERY CENTER (FASC) UTILIZATION AND CHARGE PROFILE OF OUTPATIENT SURGERY, 2005
 PROCEDURE APG CATEGORY, PROCEDURE APG, BASED ON REPORTABLE* CPT-4 PROCEDURES

130 Sanpete Valley Hospital

| Procedure APG category | | TOTAL # | TOTAL # (ALL Hospitals) |
|------------------------|---|---------|-------------------------|
| Procedure APG | | | |
| 01 | INTEGUMENTARY SYSTEM | 32 | 9,625 |
| | 007 COMPLEX EXCISION, BIOPSY AND DEBRIDEMENT | 1 | 1,172 |
| | 008 SIMPLE EXCISION AND BIOPSY | 1 | 975 |
| | 009 COMPLEX SKIN REPAIRS INCL INTEGUMENT GRAFTS, TRANSFER & REARRANGE | 3 | 1,274 |
| | 011 SIMPLE INCISION AND EXCISION OF BREAST | 24 | 2,672 |
| | 012 BREAST RECONSTRUCTION AND MASTECTOMY | 3 | 461 |
| 02 | MUSCULOSKELETAL SYSTEM | 78 | 55,271 |
| | 022 SIMPLE MUSCULOSKELETAL PROCEDURES EXCLUDING HAND AND FOOT | 6 | 2,116 |
| | 024 SIMPLE HAND AND FOOT MUSCULOSKELETAL PROCEDURES | 29 | 11,501 |
| | 025 ARTHROSCOPY | 33 | 23,586 |
| | 028 CLOSED TREATMENT FX & DISLOCATION OF FINGER, TOE & TRUNK | 1 | 56 |
| | 032 BUNION PROCEDURES | 9 | 1,497 |
| 03 | RESPIRATORY SYSTEM | 10 | 7,516 |
| | 053 COMPLEX ENDOSCOPY OF THE UPPER AIRWAY | 10 | 4,668 |
| 04 | CARDIOVASCULAR SYSTEM | 1 | 31,224 |
| | 083 RESUSCITATION AND CARADIOVERSION | 1 | 15 |
| 05 | HEMATOLOGIC, LYMPHATIC, AND ENDOCRINE | 2 | 2,858 |
| | 095 DEEP LYMPH STRUCTURE AND THYROID PROCEDURES | 1 | 1,920 |
| | 097 TRANSFUSION | 1 | 808 |
| 06 | DIGESTIVE SYSTEM | 500 | 103,000 |
| | 112 ESOPHAGEAL DILATION WITHOUT ENDOSCOPY | 10 | 1,254 |
| | 113 ANOSCOPY WITH BIOPSY AND DIAGNOSTIC PROCTOSIGMOIDOSCOPY | 4 | 683 |
| | 115 DIAGNOSTIC UPPER GI ENDOSCOPY OR INTUBATION | 100 | 20,979 |
| | 116 THERAPEUTIC UPPER GI ENDOSCOPY OR INTUBATION | 13 | 5,802 |
| | 117 LOWER GASTROINTESTINAL ENDOSCOPY | 244 | 47,252 |
| | 119 HERNIA AND HYDROCELE PROCEDURES | 7 | 7,107 |
| | 120 COMPLEX ANAL AND RECTAL PROCEDURES | 2 | 966 |
| | 121 SIMPLE ANAL AND RECTAL PROCEDURES | 1 | 565 |
| | 122 MISCELLANEOUS ABDOMINAL PROCEDURES | 2 | 490 |
| | 123 COMPLEX LAPAROSCOPIC PROCEDURES | 116 | 14,888 |
| | 124 SIMPLE LAPAROSCOPIC PROCEDURES | 1 | 244 |
| 07 | URINARY SYSTEM | 4 | 7,371 |
| | 137 COMPLEX URETHRAL PROCEDURES | 4 | 156 |
| 08 | MALE GENITAL SYSTEM | 3 | 2,798 |
| | 151 TESTICULAR AND EPIDIDYMAL PROCEDURES | 3 | 1,409 |
| 09 | FEMALE GENITAL SYSTEM | 10 | 6,527 |
| | 176 COMPLEX FEMALE REPRODUCTIVE PROCEDURES | 2 | 1,506 |
| | 178 DILATION AND CURETTAGE | 5 | 663 |
| | 179 HYSTEROSCOPY | 2 | 2,678 |
| | 180 COLPOSCOPY | 1 | 196 |
| 10 | NERVOUS SYSTEM | 1 | 27,778 |
| | 198 NERVE REPAIR AND DESTRUCTION | 1 | 4,700 |
| 11 | EYE AND OCULAR ADNEXA | 94 | 11,487 |
| | 213 LASER EYE PROCEDURES | 23 | 877 |
| | 214 CATARACT PROCEDURES | 65 | 4,675 |
| | 222 SIMPLE REPAIR AND PLASTIC PROCEDURES OF EYE | 6 | 630 |

AMB ST 1-4
UTAH HOSPITAL AND FREESTANDING AMBULATORY SURGERY CENTER (FASC) UTILIZATION AND CHARGE PROFILE OF OUTPATIENT SURGERY, 2005
PROCEDURE APG CATEGORY, PROCEDURE APG, BASED ON REPORTABLE* CPT-4 PROCEDURES

130 Sanpete Valley Hospital

| procedure APG category | | TOTAL # | TOTAL # (ALL Hospitals) |
|------------------------|---------------------------------------|---------|-------------------------|
| procedure APG | | | |
| 12 | FACIAL, EAR, NOSE, MOUTH AND THROAT | 95 | 28,941 |
| | 234 COMPLEX FACIAL AND ENT PROCEDURES | 4 | 5,313 |
| | 235 SIMPLE FACIAL AND ENT PROCEDURES | 34 | 14,825 |
| | 236 TONSIL AND ADENOID PROCEDURES | 57 | 8,558 |

SOURCE: Utah Ambulatory Surgery Database
 Utah Health Data Committee/Office of Health Care Statistics
 Reportable* excludes codes in the former "Other" category and CPT blood draw codes in previous reports.

AMB ST 1-5
UTAH HOSPITAL AND FREESTANDING AMBULATORY SURGERY CENTER (FASC) UTILIZATION AND CHARGE PROFILE OF OUTPATIENT SURGERY, 2005
PROCEDURE APG CATEGORY, PROCEDURE APG, SINGLE APG ONLY
BASED ON REPORTABLE* CPT-4 PROCEDURES

130 Sanpete Valley Hospital

| Procedure APG category | Procedure APG | TOTAL # | AVE TOT CHR | AVE TOT CHR(ALL Hospitals) |
|------------------------|---|---------|-------------|-----------------------------|
| 01 | INTEGUMENTARY SYSTEM | 32 | \$2,749 | \$2,720 |
| | 007 COMPLEX EXCISION, BIOPSY AND DEBRIDEMENT | 1 | \$3,128 | \$2,947 |
| | 008 SIMPLE EXCISION AND BIOPSY | 1 | \$2,161 | \$2,811 |
| | 009 COMPLEX SKIN REPAIRS INCL INTEGUMENT GRAFTS, TRANSFER & REARRAN | 3 | \$802 | \$3,441 |
| | 011 SIMPLE INCISION AND EXCISION OF BREAST | 24 | \$2,792 | \$2,717 |
| | 012 BREAST RECONSTRUCTION AND MASTECTOMY | 3 | \$4,418 | \$4,527 |
| 02 | MUSCULOSKELETAL SYSTEM | 52 | \$3,014 | \$3,739 |
| | 024 SIMPLE HAND AND FOOT MUSCULOSKELETAL PROCEDURES | 18 | \$2,510 | \$2,497 |
| | 025 ARTHROSCOPY | 30 | \$3,352 | \$4,162 |
| | 028 CLOSED TREATMENT FX & DISLOCATION OF FINGER, TOE & TRUNK | 1 | \$1,511 | \$2,328 |
| | 032 BUNION PROCEDURES | 3 | \$3,163 | \$3,289 |
| 03 | RESPIRATORY SYSTEM | 1 | \$2,084 | \$1,861 |
| | 053 COMPLEX ENDOSCOPY OF THE UPPER AIRWAY | 1 | \$2,084 | \$3,101 |
| 05 | HEMATOLOGIC, LYMPHATIC, AND ENDOCRINE | 1 | \$3,972 | \$4,419 |
| | 095 DEEP LYMPH STRUCTURE AND THYROID PROCEDURES | 1 | \$3,972 | \$4,406 |
| 06 | DIGESTIVE SYSTEM | 339 | \$2,415 | \$1,962 |
| | 112 ESOPHAGEAL DILATION WITHOUT ENDOSCOPY | 3 | \$753 | \$1,144 |
| | 113 ANOSCOPY WITH BIOPSY AND DIAGNOSTIC PROCTOSIGMOIDOSCOPY | 3 | \$656 | \$984 |
| | 115 DIAGNOSTIC UPPER GI ENDOSCOPY OR INTUBATION | 40 | \$840 | \$1,165 |
| | 116 THERAPEUTIC UPPER GI ENDOSCOPY OR INTUBATION | 6 | \$957 | \$1,658 |
| | 117 LOWER GASTROINTESTINAL ENDOSCOPY | 187 | \$961 | \$1,067 |
| | 119 HERNIA AND HYDROCELE PROCEDURES | 3 | \$2,919 | \$3,280 |
| | 120 COMPLEX ANAL AND RECTAL PROCEDURES | 2 | \$3,118 | \$2,685 |
| | 121 SIMPLE ANAL AND RECTAL PROCEDURES | 1 | \$2,442 | \$1,870 |
| | 122 MISCELLANEOUS ABDOMINAL PROCEDURES | 1 | \$3,309 | \$2,977 |
| | 123 COMPLEX LAPAROSCOPIC PROCEDURES | 92 | \$6,156 | \$5,679 |
| | 124 SIMPLE LAPAROSCOPIC PROCEDURES | 1 | \$8,232 | \$9,924 |
| 08 | MALE GENITAL SYSTEM | 1 | \$2,567 | \$3,036 |
| | 151 TESTICULAR AND EPIDIDYMAL PROCEDURES | 1 | \$2,567 | \$2,586 |
| 09 | FEMALE GENITAL SYSTEM | 7 | \$2,573 | \$3,633 |
| | 176 COMPLEX FEMALE REPRODUCTIVE PROCEDURES | 2 | \$2,838 | \$4,657 |
| | 178 DILATION AND CURETTAGE | 4 | \$2,170 | \$2,156 |
| | 179 HYSTEROSCOPY | 1 | \$3,657 | \$4,046 |
| 10 | NERVOUS SYSTEM | 1 | \$1,626 | \$1,539 |
| | 198 NERVE REPAIR AND DESTRUCTION | 1 | \$1,626 | \$2,246 |
| 11 | EYE AND OCULAR ADNEXA | 89 | \$2,317 | \$2,803 |
| | 213 LASER EYE PROCEDURES | 23 | \$952 | \$725 |
| | 214 CATARACT PROCEDURES | 65 | \$2,824 | \$2,930 |
| | 222 SIMPLE REPAIR AND PLASTIC PROCEDURES OF EYE | 1 | \$761 | \$2,026 |
| 12 | FACIAL, EAR, NOSE, MOUTH AND THROAT | 69 | \$2,028 | \$2,232 |
| | 234 COMPLEX FACIAL AND ENT PROCEDURES | 1 | \$10,066 | \$4,546 |
| | 235 SIMPLE FACIAL AND ENT PROCEDURES | 22 | \$1,366 | \$1,623 |
| | 236 TONSIL AND ADENOID PROCEDURES | 46 | \$2,169 | \$2,001 |

SOURCE: Utah Ambulatory Surgery Database

Utah Health Data Committee/Office of Health Care Statistics

Reportable* excludes codes in the former "Other" category and CPT blood draw codes in previous reports.

AMB ST 1-6
UTAH HOSPITAL AND FREESTANDING AMBULATORY SURGERY CENTER (FASC) UTILIZATION AND CHARGE PROFILE OF OUTPATIENT SURGERY, 2005
NUMBER OF SELECTED AMBULATORY SURGERY PATIENT VISITS BY PATIENT PROFILE

130 Sanpete Valley Hospital

| Patient Profile | Patient Visits | | Patient Visits-All Hospitals | |
|----------------------------|----------------|------|------------------------------|------|
| | (#) | (%) | (#) | (%) |
| GENDER | | | | |
| Female | 397 | 55.5 | 121,269 | 54.3 |
| Male | 318 | 44.5 | 101,991 | 45.7 |
| Unknown | 0 | 0.0 | 13 | 0.0 |
| Not Reported | 0 | 0.0 | 5 | 0.0 |
| AGE | | | | |
| 1-28 days | 0 | 0.0 | 469 | 0.2 |
| 29-365 days | 6 | 0.8 | 3,008 | 1.3 |
| 1-4 years | 31 | 4.3 | 10,999 | 4.9 |
| 5-9 | 16 | 2.2 | 6,321 | 2.8 |
| 10-14 | 15 | 2.1 | 4,532 | 2.0 |
| 15-17 | 17 | 2.4 | 4,858 | 2.2 |
| 18-19 | 17 | 2.4 | 3,511 | 1.6 |
| 20-24 | 36 | 5.0 | 10,616 | 4.8 |
| 25-29 | 24 | 3.4 | 12,207 | 5.5 |
| 30-34 | 25 | 3.5 | 11,660 | 5.2 |
| 35-39 | 24 | 3.4 | 11,852 | 5.3 |
| 40-44 | 27 | 3.8 | 14,382 | 6.4 |
| 45-49 | 37 | 5.2 | 17,465 | 7.8 |
| 50-54 | 68 | 9.5 | 24,332 | 10.9 |
| 55-59 | 64 | 9.0 | 20,472 | 9.2 |
| 60-64 | 68 | 9.5 | 17,241 | 7.7 |
| 65-69 | 79 | 11.0 | 15,102 | 6.8 |
| 70-74 | 53 | 7.4 | 12,741 | 5.7 |
| 75-79 | 44 | 6.2 | 10,692 | 4.8 |
| 80-84 | 45 | 6.3 | 6,850 | 3.1 |
| 85-89 | 17 | 2.4 | 3,124 | 1.4 |
| 90 + | 2 | 0.3 | 842 | 0.4 |
| Not Reported | 0 | 0.0 | 471 | 0.2 |
| SOURCE OF ADMISSION | | | | |
| Physician Referral | 702 | 98.2 | 197,732 | 88.6 |
| Clinic Referral | 1 | 0.1 | 511 | 0.2 |
| HMO Referral | 0 | 0.0 | 3,452 | 1.5 |
| Other Hospital | 1 | 0.1 | 121 | 0.1 |
| Skilled Nursing Facility | 0 | 0.0 | 19 | 0.0 |
| Other Health Care Facility | 0 | 0.0 | 36 | 0.0 |
| Emergency Room | 11 | 1.5 | 4,092 | 1.8 |
| Court/Law Enforcement | 0 | 0.0 | 0 | 0.0 |
| Unknown | 0 | 0.0 | 7 | 0.0 |
| Not Reported | 0 | 0.0 | 17,308 | 7.8 |

(Continued)

AMB ST 1-6
UTAH HOSPITAL AND FREESTANDING AMBULATORY SURGERY CENTER (FASC) UTILIZATION AND CHARGE PROFILE OF OUTPATIENT SURGERY, 2005
NUMBER OF SELECTED AMBULATORY SURGERY PATIENT VISITS BY PATIENT PROFILE

130 Sanpete Valley Hospital

| Patient Profile | Patient Visits | | Patient Visits-All Hospitals | |
|---|----------------|-------|------------------------------|------|
| | (#) | (%) | (#) | (%) |
| DISCHARGE STATUS | | | | |
| Home or Self Care | 715 | 100.0 | 222,736 | 99.8 |
| Another Hospital | 0 | 0.0 | 119 | 0.1 |
| Skilled Nursing Facility | 0 | 0.0 | 104 | 0.0 |
| Intermediate Care Facility | 0 | 0.0 | 9 | 0.0 |
| Another Type of Institution | 0 | 0.0 | 26 | 0.0 |
| Under Care of Home Service | 0 | 0.0 | 191 | 0.1 |
| Left Against Medical Advice | 0 | 0.0 | 24 | 0.0 |
| Under Care of Home IV Provider | 0 | 0.0 | 11 | 0.0 |
| Expired | 0 | 0.0 | 12 | 0.0 |
| Unknown | 0 | 0.0 | 46 | 0.0 |
| Not Reported | 0 | 0.0 | 0 | 0.0 |
| PRIMARY PAYER | | | | |
| Medicare | 248 | 34.7 | 49,290 | 22.1 |
| Medicaid | 94 | 13.1 | 14,728 | 6.6 |
| Other government | 19 | 2.7 | 5,443 | 2.4 |
| Blue Cross/Blue Shield | 54 | 7.6 | 29,900 | 13.4 |
| Other Commercial | 46 | 6.4 | 14,398 | 6.4 |
| Managed Care(HMO, PPO) | 228 | 31.9 | 101,684 | 45.5 |
| Self Pay | 11 | 1.5 | 2,175 | 1.0 |
| Industrial & Worker Comp | 1 | 0.1 | 4,017 | 1.8 |
| Charity and Unclassified | 0 | 0.0 | 206 | 0.1 |
| Childrens Health Insurance | 0 | 0.0 | 197 | 0.1 |
| Unknown | 14 | 2.0 | 1,148 | 0.5 |
| Not Reported | 0 | 0.0 | 92 | 0.0 |
| LOCAL HEALTH DISTRICT OF PATIENT RESIDENCE | | | | |
| Bear River | 1 | 0.1 | 15,256 | 6.8 |
| Central Utah | 693 | 96.9 | 8,217 | 3.7 |
| Davis County | 0 | 0.0 | 22,608 | 10.1 |
| Salt Lake County | 4 | 0.6 | 78,843 | 35.3 |
| Southeastern Utah | 4 | 0.6 | 5,233 | 2.3 |
| Southwest Utah | 1 | 0.1 | 12,333 | 5.5 |
| Summit County | 1 | 0.1 | 3,135 | 1.4 |
| Tooele County | 1 | 0.1 | 4,296 | 1.9 |
| Tri-County | 0 | 0.0 | 5,769 | 2.6 |
| Utah County | 4 | 0.6 | 35,901 | 16.1 |
| Wasatch County | 0 | 0.0 | 1,724 | 0.8 |
| Weber County | 0 | 0.0 | 20,598 | 9.2 |
| Unknown Utah | 2 | 0.3 | 49 | 0.0 |
| Outside Utah | 4 | 0.6 | 9,153 | 4.1 |
| Unknown, Not Reported | 0 | 0.0 | 163 | 0.1 |

SOURCE: Utah Ambulatory Surgery Database,
Utah Health Data Committee/Office of Health Care Statistics.

AMB ST 1-1
UTAH HOSPITAL AND FREESTANDING AMBULATORY SURGERY CENTER (FASC) UTILIZATION AND CHARGE PROFILE OF OUTPATIENT SURGERY, 2005
NUMBER OF CPT-4 AND ICD-9 REPORTABLE* PROCEDURES BY SELECTED AMBULATORY SURGERY REPORTING CATEGORY

132 Sevier Valley Hospital

| | Procedures Performed | | Procedures Performed-All Hospitals | |
|--|----------------------|-------|------------------------------------|-------|
| | (#) | (%) | (#) | (%) |
| Reporting Category(ICD-9-CM CODES) | 2,065 | 100.0 | 319,528 | 100.0 |
| Mastectomy (85.0-85.99) | 31 | 1.5 | 7,251 | 2.3 |
| Musculoskeletal (76.0-84.99) | 216 | 10.5 | 62,442 | 19.5 |
| Respiratory (30.0-34.99) | 1 | 0.0 | 3,352 | 1.0 |
| Cardiovascular (35.0-39.99) | 1 | 0.0 | 16,471 | 5.2 |
| Lymphatic/Hemetic (40.0-41.99) | 6 | 0.3 | 2,955 | 0.9 |
| Digestive System (42.0-54.99) | 931 | 45.1 | 105,537 | 33.0 |
| Urinary (55.0-59.99) | 51 | 2.5 | 8,250 | 2.6 |
| Male Genital (60.0-64.99) | 28 | 1.4 | 3,729 | 1.2 |
| Female Genital (65.0-71.99) | 41 | 2.0 | 14,736 | 4.6 |
| Endocrine/Nervous (01.0-07.99) | 28 | 1.4 | 30,031 | 9.4 |
| Eye (08.0-16.99) | 423 | 20.5 | 19,655 | 6.2 |
| Ear (18.0-20.99) | 103 | 5.0 | 15,107 | 4.7 |
| Nose, Mouth, Pharynx (21.0-29.99) | 205 | 9.9 | 30,012 | 9.4 |
| Reporting Category(CPT-4 CODES) | 1,738 | 100.0 | 307,031 | 100.0 |
| Mastectomy (19120-19220) | 25 | 1.4 | 3,138 | 1.0 |
| Musculoskeletal (20000-29909) | 211 | 12.1 | 61,634 | 20.1 |
| Respiratory (30000-32999 & 39501-39599) | 21 | 1.2 | 13,104 | 4.3 |
| Cardiovascular (33010-37799 & 93501-93660) | 2 | 0.1 | 37,099 | 12.1 |
| Lymphatic/Hemetic (38100-38999) | 6 | 0.3 | 2,706 | 0.9 |
| Digestive (40490-49999) | 1,040 | 59.8 | 114,818 | 37.4 |
| Urinary (50010-53899) | 55 | 3.2 | 8,591 | 2.8 |
| Male Genital (54000-55899) | 24 | 1.4 | 3,154 | 1.0 |
| Female Genital (56405-58999) | 30 | 1.7 | 11,166 | 3.6 |
| Endocrine/Nervous (60000-64999) | 27 | 1.6 | 31,549 | 10.3 |
| Eye (65091-68899) | 243 | 14.0 | 11,740 | 3.8 |
| Ear (69000-69979) | 54 | 3.1 | 8,332 | 2.7 |

SOURCE: Utah Ambulatory Surgery Database

Utah Health Data Committee/Office of Health Care Statistics.

Reportable* excludes codes in the former "Other" category and CPT blood draw codes in previous reports.

AMB ST 1-2
UTAH HOSPITAL AND FREESTANDING AMBULATORY SURGERY CENTER (FASC) UTILIZATION AND CHARGE PROFILE OF OUTPATIENT SURGERY, 2005
MOST COMMONLY PERFORMED CPT-4 AND ICD-9 REPORTABLE* PROCEDURES

132 Sevier Valley Hospital

| ICD-9 CODE | ICD-9 DESCRIPTION | # | % | % ALL Hospitals |
|----------------------|------------------------------------|-------|-------|-----------------|
| All ICD-9 Procedures | | 2,065 | 100.0 | 100.0 |
| 4523 | COLONOSCOPY | 254 | 12.3 | 7.33 |
| 1341 | PHACOEMULSIFICATION&ASPIR CATARACT | 180 | 8.7 | 1.43 |
| 1371 | INSRT IOL-CATARACT EXTRACT-1 STAGE | 180 | 8.7 | 1.42 |
| 4542 | ENDO POLYPECTOMY LARGE INTESTINE | 175 | 8.5 | 3.85 |
| 4516 | EGD W/CLOS BX | 133 | 6.4 | 5.33 |
| 2001 | MYRINGOTOMY WITH INSERTION OF TUBE | 99 | 4.8 | 3.86 |
| 283 | TONSILLECTOMY WITH ADENOIDECTOMY | 81 | 3.9 | 1.73 |
| 5123 | LAPAROSCOPIC CHOLECYSTECTOMY | 67 | 3.2 | 1.93 |
| 1364 | DISCISSION OF SECONDARY MEMBRANE | 51 | 2.5 | 0.24 |
| 232 | RESTORATION OF TOOTH BY FILLING | 51 | 2.5 | 0.71 |
| 4513 | OTHER ENDOSCOPY OF SMALL INTESTINE | 49 | 2.4 | 2.02 |
| 4525 | CLOS [ENDO] BX LARGE INTESTINE | 46 | 2.2 | 2.58 |
| 5732 | OTHER CYSTOSCOPY | 43 | 2.1 | 0.46 |
| 4292 | DILATION OF ESOPHAGUS | 30 | 1.5 | 1.37 |
| 4836 | [ENDOSCOPIC] POLYPECTOMY OF RECTUM | 30 | 1.5 | 1.17 |
| 806 | EXCISION SEMILUNAR CARTILAGE KNEE | 30 | 1.5 | 1.77 |
| 7756 | REPAIR OF HAMMER TOE | 27 | 1.3 | 0.33 |
| 7751 | BUNIONEC SOFT-OSTEOT 1ST METATARS | 26 | 1.3 | 0.29 |
| 8521 | LOCAL EXCISION OF LESION OF BREAST | 25 | 1.2 | 0.91 |
| 0443 | RELEASE OF CARPAL TUNNEL | 24 | 1.2 | 1.13 |

| CPT-4 CODE | CPT-4 DESCRIPTION | # | % | % ALL Hospitals |
|----------------------|----------------------------------|-------|-------|-----------------|
| All CPT-4 Procedures | | 1,738 | 100.0 | 100.0 |
| 45378 | COLONOSCOPY FLEX; DX-SEP PROC | 249 | 14.3 | 7.15 |
| 45380 | COLONOSCOPY FLEX; W/BX 1/MX | 233 | 13.4 | 5.50 |
| 66984 | EXTRACAPSULAR CATARACT REMV IOL | 180 | 10.4 | 1.43 |
| 43239 | UGI ENDO; W/BX 1/MX | 133 | 7.7 | 5.40 |
| 47563 | LAPARSCPY SURG; CHOLECT W/CHOLAN | 66 | 3.8 | 1.24 |
| 42820 | T&A; UNDER AGE 12 | 64 | 3.7 | 1.38 |
| 41899 | UNLIST PROC DENTOALVEOL STRUCTUR | 52 | 3.0 | 1.19 |
| 66821 | DISCISSION 2ND CATARACT; LASER S | 51 | 2.9 | 0.27 |
| 69436 | TYMPANOSTOMY GENERAL ANESTHESIA | 51 | 2.9 | 2.08 |
| 52000 | CYSTOURETHROSCOPY-SEP PROC | 43 | 2.5 | 0.13 |
| 49505 | REPR INIT ING HERNIA 5YR/MORE; R | 33 | 1.9 | 0.95 |
| 43249 | UGI ENDO; W/BALLOON DILAT ESOPHA | 30 | 1.7 | 0.89 |
| 28285 | CORRECTION HAMMERTOES | 29 | 1.7 | 0.48 |
| 43235 | UGI ENDO; DX W/WO CLCT SPECMN-SP | 28 | 1.6 | 1.34 |
| 28296 | HALLUX VALGUS; W/METATARSAL OSTE | 27 | 1.6 | 0.25 |
| 19120 | EXC BRST CYST TUMR/LES OPN M/F 1 | 25 | 1.4 | 0.59 |
| 29881 | SCOPE KNEE SURG;W/MENISCECT MED/ | 23 | 1.3 | 1.52 |
| 64721 | NEUROPLASTY; MEDIAN CARPAL TUNNE | 23 | 1.3 | 0.72 |
| 42821 | T&A; AGE 12 OR OVER | 17 | 1.0 | 0.36 |
| 58120 | DILATION & CURET DX &/ THERAPEUT | 17 | 1.0 | 0.22 |

SOURCE: Utah Ambulatory Surgery Database

Utah Health Data Committee/Office of Health Care Statistics

Reportable* excludes codes in the former "Other" category and CPT4 blood draw codes in previous reports.

AMB ST 1-3

UTAH HOSPITAL AND FREESTANDING AMBULATORY SURGERY CENTER (FASC) UTILIZATION AND CHARGE PROFILE OF OUTPATIENT SURGERY, 2005
 AVERAGE TOTAL CHARGES FOR MOST COMMONLY PERFORMED CPT-4 AND ICD-9 REPORTABLE* PROCEDURES, SINGLE ICD-9 OR CPT-4 ONLY

132 Sevier Valley Hospital

| ICD-9 CODE | ICD-9 DESCRIPTION | # | AVE TOT CHRG | AVE TOT CHRG(ALL Hospitals) |
|------------------|-------------------------------------|-------|--------------|------------------------------|
| ICD-9 Procedures | | 1,053 | \$1,927 | \$2,879 |
| 4523 | COLONOSCOPY | 215 | \$882 | \$903 |
| 4542 | ENDO POLYPECTOMY LARGE INTESTINE | 141 | \$1,248 | \$1,238 |
| 4516 | EGD W/CLOS BX | 72 | \$1,182 | \$1,210 |
| 283 | TONSILLECTOMY WITH ADENOIDECTOMY | 68 | \$1,643 | \$1,976 |
| 5123 | LAPAROSCOPIC CHOLECYSTECTOMY | 53 | \$7,215 | \$5,675 |
| 5732 | OTHER CYSTOSCOPY | 42 | \$861 | \$3,320 |
| 1364 | DISCISSION OF SECONDARY MEMBRANE | 41 | \$1,018 | \$670 |
| 4525 | CLOS [ENDO] BX LARGE INTESTINE | 33 | \$1,113 | \$1,300 |
| 232 | RESTORATION OF TOOTH BY FILLING | 24 | \$1,643 | \$1,876 |
| 4513 | OTHER ENDOSCOPY OF SMALL INTESTINE | 23 | \$1,277 | \$1,077 |
| 0443 | RELEASE OF CARPAL TUNNEL | 21 | \$1,461 | \$1,948 |
| 8521 | LOCAL EXCISION OF LESION OF BREAST | 20 | \$2,557 | \$2,505 |
| 7751 | BUNIONEC SOFT-OSTEOT 1ST METATARS | 17 | \$2,670 | \$3,122 |
| 4836 | [ENDOSCOPIC] POLYPECTOMY OF RECTUM | 16 | \$1,144 | \$1,195 |
| 5304 | UNILAT REPR INDIRECT ING HERN-GFT | 16 | \$3,622 | \$3,549 |
| 806 | EXCISION SEMILUNAR CARTILAGE KNEE | 16 | \$3,887 | \$3,682 |
| 6909 | OTHER DILATION&CURETTAGE OF UTERUS | 14 | \$1,894 | \$2,385 |
| 282 | TONSILLECTOMY WITHOUT ADENOIDECTOMY | 9 | \$1,972 | \$2,177 |
| 640 | CIRCUMCISION | 8 | \$863 | \$1,617 |
| 6902 | DILATION&CURET FOLLOWING DELIV/AB | 8 | \$1,909 | \$2,542 |

| CPT-4 CODE | CPT-4 DESCRIPTION | # | AVE TOT CHRG | AVE TOT CHRG(ALL Hospitals) |
|------------------|----------------------------------|-------|--------------|------------------------------|
| CPT-4 Procedures | | 1,302 | \$1,921 | \$2,664 |
| 45378 | COLONOSCOPY FLEX; DX-SEP PROC | 213 | \$882 | \$907 |
| 45380 | COLONOSCOPY FLEX; W/BX 1/MX | 208 | \$1,219 | \$1,227 |
| 66984 | EXTRACAPSULAR CATARACT REMV IOL | 164 | \$2,260 | \$2,926 |
| 43239 | UGI ENDO; W/BX 1/MX | 73 | \$1,187 | \$1,205 |
| 41899 | UNLIST PROC DENTOALVEOL STRUCTUR | 52 | \$1,754 | \$2,357 |
| 42820 | T&A; UNDER AGE 12 | 52 | \$1,627 | \$1,897 |
| 47563 | LAPARSCPY SURG; CHOLECT W/CHOLAN | 52 | \$7,257 | \$5,930 |
| 69436 | TYMPANOSTOMY GENERAL ANESTHESIA | 43 | \$928 | \$1,069 |
| 52000 | CYSTOURETHROSCOPY-SEP PROC | 42 | \$861 | \$1,899 |
| 66821 | DISCISSION 2ND CATARACT; LASER S | 41 | \$1,018 | \$712 |
| 49505 | REPR INIT ING HERNIA 5YR/MORE; R | 25 | \$3,200 | \$3,442 |
| 64721 | NEUROPLASTY; MEDIAN CARPAL TUNNE | 22 | \$1,512 | \$1,939 |
| 19120 | EXC BRST CYST TUMR/LES OPN M/F 1 | 21 | \$2,537 | \$2,463 |
| 43235 | UGI ENDO; DX W/NO CLCT SPECMN-SP | 19 | \$1,111 | \$1,012 |
| 28296 | HALLUX VALGUS; W/METATARSAL OSTE | 18 | \$2,769 | \$3,274 |
| 58120 | DILATION & CURET DX &/ THERAPEUT | 17 | \$1,964 | \$2,156 |
| 29881 | SCOPE KNEE SURG;W/MENISCECT MED/ | 16 | \$3,910 | \$3,661 |
| 42821 | T&A; AGE 12 OR OVER | 15 | \$1,721 | \$2,175 |
| 43249 | UGI ENDO; W/BALLOON DILAT ESOPHA | 11 | \$1,358 | \$1,471 |
| 28285 | CORRECTION HAMMERTO | 7 | \$1,402 | \$2,376 |

SOURCE: Utah Ambulatory Surgery Database
 Reportable* excludes codes in the former "Other" category and CPT4 blood draw codes in previous reports.

AMB ST 1-4
UTAH HOSPITAL AND FREESTANDING AMBULATORY SURGERY CENTER (FASC) UTILIZATION AND CHARGE PROFILE OF OUTPATIENT SURGERY, 2005
PROCEDURE APG CATEGORY, PROCEDURE APG, BASED ON REPORTABLE* CPT-4 PROCEDURES

132 Sevier Valley Hospital

| Procedure APG category | | TOTAL # | TOTAL # (ALL Hospitals) |
|------------------------|---|---------|-------------------------|
| Procedure APG | | | |
| 01 | INTEGUMENTARY SYSTEM | 36 | 9,625 |
| | 002 SUPERFICIAL NEEDLE BIOPSY AND ASPIRATION | 1 | 2,764 |
| | 007 COMPLEX EXCISION, BIOPSY AND DEBRIDEMENT | 3 | 1,172 |
| | 008 SIMPLE EXCISION AND BIOPSY | 6 | 975 |
| | 009 COMPLEX SKIN REPAIRS INCL INTEGUMENT GRAFTS, TRANSFER & REARRANGE | 1 | 1,274 |
| | 011 SIMPLE INCISION AND EXCISION OF BREAST | 25 | 2,672 |
| 02 | MUSCULOSKELETAL SYSTEM | 201 | 55,271 |
| | 021 COMPLEX MUSCULOSKELETAL PROCEDURES EXCLUDING HAND AND FOOT | 1 | 6,574 |
| | 022 SIMPLE MUSCULOSKELETAL PROCEDURES EXCLUDING HAND AND FOOT | 6 | 2,116 |
| | 023 COMPLEX HAND AND FOOT MUSCULOSKELETAL PROCEDURES | 6 | 1,982 |
| | 024 SIMPLE HAND AND FOOT MUSCULOSKELETAL PROCEDURES | 84 | 11,501 |
| | 025 ARTHROSCOPY | 56 | 23,586 |
| | 029 CLOSED TREATMENT FX & DISLOCATION EXC FINGER, TOE & TRUNK | 2 | 610 |
| | 030 OPEN OR PERCUTANEOUS TREATMENT OF FRACTURES | 9 | 4,047 |
| | 031 BONE OR JOINT MANIPULATION UNDER ANESTHESIA | 1 | 429 |
| | 032 BUNION PROCEDURES | 31 | 1,497 |
| | 033 ARTHROPLASTY | 2 | 534 |
| | 034 HAND AND FOOT TENOTOMY | 3 | 275 |
| 03 | RESPIRATORY SYSTEM | 7 | 7,516 |
| | 052 NEEDLE AND CATHETER BIOPSY, ASPIRATION, LAVAGE AND INTUBATION | 5 | 721 |
| | 053 COMPLEX ENDOSCOPY OF THE UPPER AIRWAY | 1 | 4,668 |
| | 055 ENDOSCOPY OF THE LOWER AIRWAY | 1 | 1,784 |
| 04 | CARDIOVASCULAR SYSTEM | 1 | 31,224 |
| | 079 REMOVAL AND REVISION OF PACEMAKER AND VASCULAR DEVICE | 1 | 844 |
| 05 | HEMATOLOGIC, LYMPHATIC, AND ENDOCRINE | 7 | 2,858 |
| | 095 DEEP LYMPH STRUCTURE AND THYROID PROCEDURES | 7 | 1,920 |
| 06 | DIGESTIVE SYSTEM | 889 | 103,000 |
| | 113 ANOSCOPY WITH BIOPSY AND DIAGNOSTIC PROCTOSIGMOIDOSCOPY | 1 | 683 |
| | 114 PROCTOSIGMOIDOSCOPY WITH EXCISION OR BIOPSY | 2 | 445 |
| | 115 DIAGNOSTIC UPPER GI ENDOSCOPY OR INTUBATION | 161 | 20,979 |
| | 116 THERAPEUTIC UPPER GI ENDOSCOPY OR INTUBATION | 48 | 5,802 |
| | 117 LOWER GASTROINTESTINAL ENDOSCOPY | 491 | 47,252 |
| | 119 HERNIA AND HYDROCELE PROCEDURES | 72 | 7,107 |
| | 120 COMPLEX ANAL AND RECTAL PROCEDURES | 5 | 966 |
| | 121 SIMPLE ANAL AND RECTAL PROCEDURES | 6 | 565 |
| | 122 MISCELLANEOUS ABDOMINAL PROCEDURES | 1 | 490 |
| | 123 COMPLEX LAPAROSCOPIC PROCEDURES | 100 | 14,888 |
| | 124 SIMPLE LAPAROSCOPIC PROCEDURES | 2 | 244 |
| 07 | URINARY SYSTEM | 51 | 7,371 |
| | 134 COMPLEX CYSTOURETHROSCOPY AND LITHOLAPAXY | 1 | 3,433 |
| | 135 MODERATE CYSTOURETHROSCOPY | 5 | 1,850 |
| | 136 SIMPLE CYSTOURETHROSCOPY | 45 | 617 |
| 08 | MALE GENITAL SYSTEM | 23 | 2,798 |
| | 151 TESTICULAR AND EPIDIDYMAL PROCEDURES | 10 | 1,409 |
| | 154 SIMPLE PENILE PROCEDURES | 9 | 711 |
| | 155 PROSTATE NEEDLE AND PUNCH BIOPSY | 4 | 178 |

AMB ST 1-4
UTAH HOSPITAL AND FREESTANDING AMBULATORY SURGERY CENTER (FASC) UTILIZATION AND CHARGE PROFILE OF OUTPATIENT SURGERY, 2005
PROCEDURE APG CATEGORY, PROCEDURE APG, BASED ON REPORTABLE* CPT-4 PROCEDURES

132 Sevier Valley Hospital

| procedure APG category | | TOTAL # | TOTAL # (ALL Hospitals) |
|------------------------|---|---------|-------------------------|
| procedure APG | | | |
| 09 | FEMALE GENITAL SYSTEM | 20 | 6,527 |
| | 177 SIMPLE FEMALE REPRODUCTIVE PROCEDURES | 2 | 1,484 |
| | 178 DILATION AND CURETTAGE | 17 | 663 |
| | 179 HYSTEROSCOPY | 1 | 2,678 |
| 10 | NERVOUS SYSTEM | 26 | 27,778 |
| | 198 NERVE REPAIR AND DESTRUCTION | 25 | 4,700 |
| | 199 SPINAL TAP | 1 | 702 |
| 11 | EYE AND OCULAR ADNEXA | 243 | 11,487 |
| | 213 LASER EYE PROCEDURES | 51 | 877 |
| | 214 CATARACT PROCEDURES | 180 | 4,675 |
| | 215 COMPLEX ANTERIOR SEGMENT EYE PROCEDURES | 2 | 528 |
| | 216 MODERATE ANTERIOR SEGMENT EYE PROCEDURES | 5 | 322 |
| | 217 SIMPLE ANTERIOR SEGMENT EYE PROCEDURES | 3 | 201 |
| | 222 SIMPLE REPAIR AND PLASTIC PROCEDURES OF EYE | 2 | 630 |
| 12 | FACIAL, EAR, NOSE, MOUTH AND THROAT | 227 | 28,941 |
| | 233 NASAL CAUTERIZATION AND PACKING | 4 | 204 |
| | 234 COMPLEX FACIAL AND ENT PROCEDURES | 8 | 5,313 |
| | 235 SIMPLE FACIAL AND ENT PROCEDURES | 121 | 14,825 |
| | 236 TONSIL AND ADENOID PROCEDURES | 94 | 8,558 |

SOURCE: Utah Ambulatory Surgery Database

Utah Health Data Committee/Office of Health Care Statistics

Reportable* excludes codes in the former "Other" category and CPT blood draw codes in previous reports.

AMB ST 1-5
UTAH HOSPITAL AND FREESTANDING AMBULATORY SURGERY CENTER (FASC) UTILIZATION AND CHARGE PROFILE OF OUTPATIENT SURGERY, 2005
PROCEDURE APG CATEGORY, PROCEDURE APG, SINGLE APG ONLY
BASED ON REPORTABLE* CPT-4 PROCEDURES

132 Sevier Valley Hospital

| Procedure APG category | Procedure APG | TOTAL # | AVE TOT CHR | AVE TOT CHR(ALL Hospitals) |
|------------------------|---|---------|-------------|-----------------------------|
| 01 | INTEGUMENTARY SYSTEM | 28 | \$2,336 | \$2,720 |
| | 007 COMPLEX EXCISION, BIOPSY AND DEBRIDEMENT | 2 | \$1,589 | \$2,947 |
| | 008 SIMPLE EXCISION AND BIOPSY | 5 | \$1,792 | \$2,811 |
| | 011 SIMPLE INCISION AND EXCISION OF BREAST | 21 | \$2,537 | \$2,717 |
| 02 | MUSCULOSKELETAL SYSTEM | 99 | \$2,761 | \$3,739 |
| | 022 SIMPLE MUSCULOSKELETAL PROCEDURES EXCLUDING HAND AND FOOT | 3 | \$2,137 | \$3,550 |
| | 023 COMPLEX HAND AND FOOT MUSCULOSKELETAL PROCEDURES | 3 | \$2,584 | \$4,293 |
| | 024 SIMPLE HAND AND FOOT MUSCULOSKELETAL PROCEDURES | 35 | \$1,937 | \$2,497 |
| | 025 ARTHROSCOPY | 28 | \$3,798 | \$4,162 |
| | 029 CLOSED TREATMENT FX & DISLOCATION EXC FINGER, TOE & TRUNK | 2 | \$2,105 | \$2,873 |
| | 030 OPEN OR PERCUTANEOUS TREATMENT OF FRACTURES | 8 | \$3,169 | \$4,697 |
| | 031 BONE OR JOINT MANIPULATION UNDER ANESTHESIA | 1 | \$3,352 | \$2,274 |
| | 032 BUNION PROCEDURES | 19 | \$2,743 | \$3,289 |
| 03 | RESPIRATORY SYSTEM | 5 | \$591 | \$1,861 |
| | 052 NEEDLE AND CATHETER BIOPSY, ASPIRATION, LAVAGE AND INTUBATION | 5 | \$591 | \$1,117 |
| 05 | HEMATOLOGIC, LYMPHATIC, AND ENDOCRINE | 4 | \$3,664 | \$4,419 |
| | 095 DEEP LYMPH STRUCTURE AND THYROID PROCEDURES | 4 | \$3,664 | \$4,406 |
| 06 | DIGESTIVE SYSTEM | 661 | \$1,942 | \$1,962 |
| | 113 ANOSCOPY WITH BIOPSY AND DIAGNOSTIC PROCTOSIGMOIDOSCOPY | 1 | \$336 | \$984 |
| | 114 PROCTOSIGMOIDOSCOPY WITH EXCISION OR BIOPSY | 2 | \$2,616 | \$1,169 |
| | 115 DIAGNOSTIC UPPER GI ENDOSCOPY OR INTUBATION | 92 | \$1,171 | \$1,165 |
| | 116 THERAPEUTIC UPPER GI ENDOSCOPY OR INTUBATION | 16 | \$1,379 | \$1,658 |
| | 117 LOWER GASTROINTESTINAL ENDOSCOPY | 428 | \$1,057 | \$1,067 |
| | 119 HERNIA AND HYDROCELE PROCEDURES | 45 | \$3,167 | \$3,280 |
| | 120 COMPLEX ANAL AND RECTAL PROCEDURES | 5 | \$3,850 | \$2,685 |
| | 121 SIMPLE ANAL AND RECTAL PROCEDURES | 2 | \$2,497 | \$1,870 |
| | 123 COMPLEX LAPAROSCOPIC PROCEDURES | 70 | \$7,561 | \$5,679 |
| 07 | URINARY SYSTEM | 48 | \$934 | \$4,153 |
| | 134 COMPLEX CYSTOURETHROSCOPY AND LITHOLAPAXY | 1 | \$3,416 | \$4,141 |
| | 135 MODERATE CYSTOURETHROSCOPY | 3 | \$1,306 | \$3,140 |
| | 136 SIMPLE CYSTOURETHROSCOPY | 44 | \$852 | \$2,217 |
| 08 | MALE GENITAL SYSTEM | 17 | \$2,064 | \$3,036 |
| | 151 TESTICULAR AND EPIDIDYMAL PROCEDURES | 5 | \$2,839 | \$2,586 |
| | 154 SIMPLE PENILE PROCEDURES | 8 | \$863 | \$1,905 |
| | 155 PROSTATE NEEDLE AND PUNCH BIOPSY | 4 | \$3,498 | \$3,040 |
| 09 | FEMALE GENITAL SYSTEM | 20 | \$1,975 | \$3,633 |
| | 177 SIMPLE FEMALE REPRODUCTIVE PROCEDURES | 2 | \$2,156 | \$2,716 |
| | 178 DILATION AND CURETTAGE | 17 | \$1,964 | \$2,156 |
| | 179 HYSTEROSCOPY | 1 | \$1,806 | \$4,046 |
| 10 | NERVOUS SYSTEM | 24 | \$1,544 | \$1,539 |
| | 198 NERVE REPAIR AND DESTRUCTION | 23 | \$1,590 | \$2,246 |
| | 199 SPINAL TAP | 1 | \$501 | \$1,728 |
| 11 | EYE AND OCULAR ADNEXA | 211 | \$1,980 | \$2,803 |
| | 213 LASER EYE PROCEDURES | 41 | \$1,018 | \$725 |
| | 214 CATARACT PROCEDURES | 164 | \$2,260 | \$2,930 |

AMB ST 1-5
UTAH HOSPITAL AND FREESTANDING AMBULATORY SURGERY CENTER (FASC) UTILIZATION AND CHARGE PROFILE OF OUTPATIENT SURGERY, 2005
PROCEDURE APG CATEGORY, PROCEDURE APG, SINGLE APG ONLY
BASED ON REPORTABLE* CPT-4 PROCEDURES

132 Sevier Valley Hospital

| procedure APG category | Procedure APG | TOTAL # | AVE TOT CHRG | AVE TOT CHRG(ALL Hospitals) |
|------------------------|---|---------|--------------|------------------------------|
| | 215 COMPLEX ANTERIOR SEGMENT EYE PROCEDURES | 2 | \$478 | \$2,675 |
| | 217 SIMPLE ANTERIOR SEGMENT EYE PROCEDURES | 2 | \$1,348 | \$2,213 |
| | 222 SIMPLE REPAIR AND PLASTIC PROCEDURES OF EYE | 2 | \$841 | \$2,026 |
| 12 | FACIAL, EAR, NOSE, MOUTH AND THROAT | 181 | \$1,517 | \$2,232 |
| | 234 COMPLEX FACIAL AND ENT PROCEDURES | 1 | \$2,561 | \$4,546 |
| | 235 SIMPLE FACIAL AND ENT PROCEDURES | 102 | \$1,383 | \$1,623 |
| | 236 TONSIL AND ADENOID PROCEDURES | 78 | \$1,679 | \$2,001 |

SOURCE: Utah Ambulatory Surgery Database

Utah Health Data Committee/Office of Health Care Statistics

Reportable* excludes codes in the former "Other" category and CPT blood draw codes in previous reports.

AMB ST 1-6
UTAH HOSPITAL AND FREESTANDING AMBULATORY SURGERY CENTER (FASC) UTILIZATION AND CHARGE PROFILE OF OUTPATIENT SURGERY, 2005
NUMBER OF SELECTED AMBULATORY SURGERY PATIENT VISITS BY PATIENT PROFILE

132 Sevier Valley Hospital

| Patient Profile | Patient Visits | | Patient Visits-All Hospitals | |
|----------------------------|----------------|------|------------------------------|------|
| | (#) | (%) | (#) | (%) |
| GENDER | | | | |
| Female | 801 | 52.4 | 121,269 | 54.3 |
| Male | 728 | 47.6 | 101,991 | 45.7 |
| Unknown | 0 | 0.0 | 13 | 0.0 |
| Not Reported | 0 | 0.0 | 5 | 0.0 |
| AGE | | | | |
| 1-28 days | 3 | 0.2 | 469 | 0.2 |
| 29-365 days | 19 | 1.2 | 3,008 | 1.3 |
| 1-4 years | 93 | 6.1 | 10,999 | 4.9 |
| 5-9 | 59 | 3.9 | 6,321 | 2.8 |
| 10-14 | 24 | 1.6 | 4,532 | 2.0 |
| 15-17 | 31 | 2.0 | 4,858 | 2.2 |
| 18-19 | 17 | 1.1 | 3,511 | 1.6 |
| 20-24 | 33 | 2.2 | 10,616 | 4.8 |
| 25-29 | 69 | 4.5 | 12,207 | 5.5 |
| 30-34 | 45 | 2.9 | 11,660 | 5.2 |
| 35-39 | 66 | 4.3 | 11,852 | 5.3 |
| 40-44 | 65 | 4.3 | 14,382 | 6.4 |
| 45-49 | 63 | 4.1 | 17,465 | 7.8 |
| 50-54 | 148 | 9.7 | 24,332 | 10.9 |
| 55-59 | 135 | 8.8 | 20,472 | 9.2 |
| 60-64 | 119 | 7.8 | 17,241 | 7.7 |
| 65-69 | 156 | 10.2 | 15,102 | 6.8 |
| 70-74 | 135 | 8.8 | 12,741 | 5.7 |
| 75-79 | 136 | 8.9 | 10,692 | 4.8 |
| 80-84 | 69 | 4.5 | 6,850 | 3.1 |
| 85-89 | 36 | 2.4 | 3,124 | 1.4 |
| 90 + | 8 | 0.5 | 842 | 0.4 |
| Not Reported | 3 | 0.2 | 471 | 0.2 |
| SOURCE OF ADMISSION | | | | |
| Physician Referral | 1,502 | 98.2 | 197,732 | 88.6 |
| Clinic Referral | 3 | 0.2 | 511 | 0.2 |
| HMO Referral | 1 | 0.1 | 3,452 | 1.5 |
| Other Hospital | 0 | 0.0 | 121 | 0.1 |
| Skilled Nursing Facility | 1 | 0.1 | 19 | 0.0 |
| Other Health Care Facility | 0 | 0.0 | 36 | 0.0 |
| Emergency Room | 22 | 1.4 | 4,092 | 1.8 |
| Court/Law Enforcement | 0 | 0.0 | 0 | 0.0 |
| Unknown | 0 | 0.0 | 7 | 0.0 |
| Not Reported | 0 | 0.0 | 17,308 | 7.8 |

(Continued)

AMB ST 1-6
UTAH HOSPITAL AND FREESTANDING AMBULATORY SURGERY CENTER (FASC) UTILIZATION AND CHARGE PROFILE OF OUTPATIENT SURGERY, 2005
NUMBER OF SELECTED AMBULATORY SURGERY PATIENT VISITS BY PATIENT PROFILE

132 Sevier Valley Hospital

| Patient Profile | Patient Visits | | Patient Visits-All Hospitals | |
|---|----------------|------|------------------------------|------|
| | (#) | (%) | (#) | (%) |
| DISCHARGE STATUS | | | | |
| Home or Self Care | 1,527 | 99.9 | 222,736 | 99.8 |
| Another Hospital | 0 | 0.0 | 119 | 0.1 |
| Skilled Nursing Facility | 1 | 0.1 | 104 | 0.0 |
| Intermediate Care Facility | 0 | 0.0 | 9 | 0.0 |
| Another Type of Institution | 0 | 0.0 | 26 | 0.0 |
| Under Care of Home Service | 0 | 0.0 | 191 | 0.1 |
| Left Against Medical Advice | 0 | 0.0 | 24 | 0.0 |
| Under Care of Home IV Provider | 0 | 0.0 | 11 | 0.0 |
| Expired | 0 | 0.0 | 12 | 0.0 |
| Unknown | 1 | 0.1 | 46 | 0.0 |
| Not Reported | 0 | 0.0 | 0 | 0.0 |
| PRIMARY PAYER | | | | |
| Medicare | 556 | 36.4 | 49,290 | 22.1 |
| Medicaid | 190 | 12.4 | 14,728 | 6.6 |
| Other government | 25 | 1.6 | 5,443 | 2.4 |
| Blue Cross/Blue Shield | 117 | 7.7 | 29,900 | 13.4 |
| Other Commercial | 84 | 5.5 | 14,398 | 6.4 |
| Managed Care(HMO, PPO) | 500 | 32.7 | 101,684 | 45.5 |
| Self Pay | 23 | 1.5 | 2,175 | 1.0 |
| Industrial & Worker Comp | 15 | 1.0 | 4,017 | 1.8 |
| Charity and Unclassified | 0 | 0.0 | 206 | 0.1 |
| Childrens Health Insurance | 0 | 0.0 | 197 | 0.1 |
| Unknown | 19 | 1.2 | 1,148 | 0.5 |
| Not Reported | 0 | 0.0 | 92 | 0.0 |
| LOCAL HEALTH DISTRICT OF PATIENT RESIDENCE | | | | |
| Bear River | 0 | 0.0 | 15,256 | 6.8 |
| Central Utah | 1,460 | 95.5 | 8,217 | 3.7 |
| Davis County | 4 | 0.3 | 22,608 | 10.1 |
| Salt Lake County | 2 | 0.1 | 78,843 | 35.3 |
| Southeastern Utah | 6 | 0.4 | 5,233 | 2.3 |
| Southwest Utah | 41 | 2.7 | 12,333 | 5.5 |
| Summit County | 0 | 0.0 | 3,135 | 1.4 |
| Tooele County | 0 | 0.0 | 4,296 | 1.9 |
| Tri-County | 1 | 0.1 | 5,769 | 2.6 |
| Utah County | 5 | 0.3 | 35,901 | 16.1 |
| Wasatch County | 0 | 0.0 | 1,724 | 0.8 |
| Weber County | 1 | 0.1 | 20,598 | 9.2 |
| Unknown Utah | 2 | 0.1 | 49 | 0.0 |
| Outside Utah | 5 | 0.3 | 9,153 | 4.1 |
| Unknown, Not Reported | 2 | 0.1 | 163 | 0.1 |

SOURCE: Utah Ambulatory Surgery Database,
Utah Health Data Committee/Office of Health Care Statistics.

AMB ST 1-1
UTAH HOSPITAL AND FREESTANDING AMBULATORY SURGERY CENTER (FASC) UTILIZATION AND CHARGE PROFILE OF OUTPATIENT SURGERY, 2005
NUMBER OF CPT-4 AND ICD-9 REPORTABLE* PROCEDURES BY SELECTED AMBULATORY SURGERY REPORTING CATEGORY

124 St. Marks Hospital

| | Procedures Performed | | Procedures Performed-All Hospitals | |
|--|----------------------|-------|------------------------------------|-------|
| | (#) | (%) | (#) | (%) |
| Reporting Category(ICD-9-CM CODES) | 20,983 | 100.0 | 319,528 | 100.0 |
| Mastectomy (85.0-85.99) | 825 | 3.9 | 7,251 | 2.3 |
| Musculoskeletal (76.0-84.99) | 3,609 | 17.2 | 62,442 | 19.5 |
| Respiratory (30.0-34.99) | 408 | 1.9 | 3,352 | 1.0 |
| Cardiovascular (35.0-39.99) | 850 | 4.1 | 16,471 | 5.2 |
| Lymphatic/Hemetic (40.0-41.99) | 330 | 1.6 | 2,955 | 0.9 |
| Digestive System (42.0-54.99) | 3,655 | 17.4 | 105,537 | 33.0 |
| Urinary (55.0-59.99) | 659 | 3.1 | 8,250 | 2.6 |
| Male Genital (60.0-64.99) | 115 | 0.5 | 3,729 | 1.2 |
| Female Genital (65.0-71.99) | 749 | 3.6 | 14,736 | 4.6 |
| Endocrine/Nervous (01.0-07.99) | 8,351 | 39.8 | 30,031 | 9.4 |
| Eye (08.0-16.99) | 1,304 | 6.2 | 19,655 | 6.2 |
| Ear (18.0-20.99) | 31 | 0.1 | 15,107 | 4.7 |
| Nose, Mouth, Pharynx (21.0-29.99) | 97 | 0.5 | 30,012 | 9.4 |
| Reporting Category(CPT-4 CODES) | 22,107 | 100.0 | 307,031 | 100.0 |
| Mastectomy (19120-19220) | 140 | 0.6 | 3,138 | 1.0 |
| Musculoskeletal (20000-29909) | 2,993 | 13.5 | 61,634 | 20.1 |
| Respiratory (30000-32999 & 39501-39599) | 431 | 1.9 | 13,104 | 4.3 |
| Cardiovascular (33010-37799 & 93501-93660) | 2,439 | 11.0 | 37,099 | 12.1 |
| Lymphatic/Hemetic (38100-38999) | 307 | 1.4 | 2,706 | 0.9 |
| Digestive (40490-49999) | 3,534 | 16.0 | 114,818 | 37.4 |
| Urinary (50010-53899) | 508 | 2.3 | 8,591 | 2.8 |
| Male Genital (54000-55899) | 73 | 0.3 | 3,154 | 1.0 |
| Female Genital (56405-58999) | 754 | 3.4 | 11,166 | 3.6 |
| Endocrine/Nervous (60000-64999) | 9,873 | 44.7 | 31,549 | 10.3 |
| Eye (65091-68899) | 927 | 4.2 | 11,740 | 3.8 |
| Ear (69000-69979) | 128 | 0.6 | 8,332 | 2.7 |

SOURCE: Utah Ambulatory Surgery Database

Utah Health Data Committee/Office of Health Care Statistics.

Reportable* excludes codes in the former "Other" category and CPT blood draw codes in previous reports.

AMB ST 1-2
UTAH HOSPITAL AND FREESTANDING AMBULATORY SURGERY CENTER (FASC) UTILIZATION AND CHARGE PROFILE OF OUTPATIENT SURGERY, 2005
MOST COMMONLY PERFORMED CPT-4 AND ICD-9 REPORTABLE* PROCEDURES

124 St. Marks Hospital

| ICD-9 CODE | ICD-9 DESCRIPTION | # | % | % ALL Hospitals |
|----------------------|-------------------------------------|-------|------|-----------------|
| All ICD-9 Procedures | | | | |
| 0392 | INJECTION OTH AGT INTO SPINAL CANAL | 3,212 | 15.3 | 3.15 |
| 0391 | INJECTION ANES-SPINAL CANAL ANALG | 3,200 | 15.3 | 2.49 |
| 042 | DESTRUC CRANIAL&PERIPHERAL NERVES | 876 | 4.2 | 0.35 |
| 8192 | INJ THERAPEUTIC SBSTNC IN JNT/LIG | 531 | 2.5 | 0.46 |
| 5123 | LAPAROSCOPIC CHOLECYSTECTOMY | 482 | 2.3 | 1.93 |
| 4523 | COLONOSCOPY | 440 | 2.1 | 7.33 |
| 1474 | OTHER MECHANICAL VITRECTOMY | 419 | 2.0 | 0.39 |
| 4516 | EGD W/CLOS BX | 398 | 1.9 | 5.33 |
| 8051 | EXCISION OF INTERVERTEBRAL DISC | 365 | 1.7 | 0.50 |
| 4542 | ENDO POLYPECTOMY LARGE INTESTINE | 326 | 1.6 | 3.85 |
| 149 | OTH OP RETINA CHOROID&POST CHAMB | 314 | 1.5 | 0.30 |
| 8519 | OTHER DIAGNOSTIC PROCEDURES BREAST | 271 | 1.3 | 0.26 |
| 4513 | OTHER ENDOSCOPY OF SMALL INTESTINE | 254 | 1.2 | 2.02 |
| 3893 | VENOUS CATHETERIZATION NEC | 244 | 1.2 | 0.25 |
| 8511 | CLOSED BIOPSY OF BREAST | 227 | 1.1 | 0.24 |
| 1475 | INJECTION OF VITREOUS SUBSTITUTE | 221 | 1.1 | 0.22 |
| 1424 | DEST CHORIORETIN LES-LASER PHOTO | 204 | 1.0 | 0.16 |
| 4525 | CLOS [ENDO] BX LARGE INTESTINE | 202 | 1.0 | 2.58 |
| 3324 | CLOSED BIOPSY OF BRONCHUS | 196 | 0.9 | 0.26 |
| 5011 | CLOSED BIOPSY OF LIVER | 188 | 0.9 | 0.33 |

| CPT-4 CODE | CPT-4 DESCRIPTION | # | % | % ALL Hospitals |
|----------------------|----------------------------------|-------|-----|-----------------|
| All CPT-4 Procedures | | | | |
| 64623 | DESTRUC FACET JT NRV; L/S-EA AD | 1,798 | 8.1 | 0.73 |
| 64476 | INJ ANES FACET JT; LUMB/SAC-EA A | 1,260 | 5.7 | 0.72 |
| 62311 | INJ 1 NOT NEUROLYTIC-EPID; LUMB/ | 1,127 | 5.1 | 1.69 |
| 64483 | INJ ANES EPIDURL; LUMB/SAC 1 LEV | 936 | 4.2 | 1.04 |
| 64622 | DESTRUC FACET JT NRV; L/S-1 LEVE | 635 | 2.9 | 0.29 |
| 64475 | INJ ANES FACET JT; LUMB/SAC-1LEV | 549 | 2.5 | 0.61 |
| 45380 | COLONOSCOPY FLEX; W/BX 1/MX | 501 | 2.3 | 5.50 |
| 45378 | COLONOSCOPY FLEX; DX-SEP PROC | 407 | 1.8 | 7.15 |
| 43239 | UGI ENDO; W/BX 1/MX | 394 | 1.8 | 5.40 |
| 64627 | DESTRUC FACET NRV; CRV/THOR-EA A | 357 | 1.6 | 0.17 |
| 64472 | INJ ANES FACET JT; CERV/THOR-EA | 321 | 1.5 | 0.20 |
| 47563 | LAPARSCPY SURG; CHOLECT W/CHOLAN | 315 | 1.4 | 1.24 |
| 67038 | VITRECTOMY MECH; W/MEMBRANE STRI | 314 | 1.4 | 0.31 |
| 20610 | ARTHROCENTESIS ASPIR&/INJ; MAJ J | 270 | 1.2 | 0.38 |
| 63030 | LAMINOT W/ DECOMP; 1 INTERSPACE | 270 | 1.2 | 0.29 |
| 36430 | TRANSFUSION BLOOD/BLOOD COMPONEN | 248 | 1.1 | 0.26 |
| 93545 | INJ PROC-CATH; SELECT CORONRY AN | 248 | 1.1 | 1.40 |
| 93556 | IMAG SUPERVS I&R-CATH; PULM ANGI | 233 | 1.1 | 1.20 |
| 93543 | INJ PROC-CATH; LT VENT/ATRIAL AN | 228 | 1.0 | 1.32 |
| 62310 | INJ 1 NOT NEUROLYTIC-EPID;CERV/T | 226 | 1.0 | 0.36 |

SOURCE: Utah Ambulatory Surgery Database

Utah Health Data Committee/Office of Health Care Statistics

Reportable* excludes codes in the former "Other" category and CPT4 blood draw codes in previous reports.

AMB ST 1-3

UTAH HOSPITAL AND FREESTANDING AMBULATORY SURGERY CENTER (FASC) UTILIZATION AND CHARGE PROFILE OF OUTPATIENT SURGERY, 2005
 AVERAGE TOTAL CHARGES FOR MOST COMMONLY PERFORMED CPT-4 AND ICD-9 REPORTABLE* PROCEDURES, SINGLE ICD-9 OR CPT-4 ONLY

124 St. Marks Hospital

| ICD-9 CODE | ICD-9 DESCRIPTION | # | AVE TOT CHRG | AVE TOT CHRG(ALL Hospitals) |
|------------------|-------------------------------------|-------|--------------|------------------------------|
| ICD-9 Procedures | | 7,409 | \$4,129 | \$2,879 |
| 042 | DESTRUC CRANIAL&PERIPHERAL NERVES | 840 | \$2,987 | \$2,821 |
| 8192 | INJ THERAPEUTIC SBSTNC IN JNT/LIG | 441 | \$834 | \$902 |
| 5123 | LAPAROSCOPIC CHOLECYSTECTOMY | 412 | \$6,511 | \$5,675 |
| 4523 | COLONOSCOPY | 370 | \$1,657 | \$903 |
| 8051 | EXCISION OF INTERVERTEBRAL DISC | 267 | \$9,370 | \$7,507 |
| 4516 | EGD W/CLOS BX | 248 | \$1,889 | \$1,210 |
| 3893 | VENOUS CATHETERIZATION NEC | 230 | \$2,435 | \$2,942 |
| 4542 | ENDO POLYPECTOMY LARGE INTESTINE | 217 | \$2,067 | \$1,238 |
| 5011 | CLOSED BIOPSY OF LIVER | 172 | \$1,983 | \$2,156 |
| 0531 | INJ ANESIN SYMPATHETIC NERVE ANALG | 158 | \$1,106 | \$1,071 |
| 4513 | OTHER ENDOSCOPY OF SMALL INTESTINE | 152 | \$1,923 | \$1,077 |
| 4131 | BIOPSY OF BONE MARROW | 144 | \$2,962 | \$3,031 |
| 3722 | LEFT HEART CARDIAC CATHETERIZATION | 138 | \$10,595 | \$6,068 |
| 8511 | CLOSED BIOPSY OF BREAST | 128 | \$951 | \$1,054 |
| 0611 | CLOSED BIOPSY OF THYROID GLAND | 120 | \$727 | \$704 |
| 5491 | PERCUTANEOUS ABDOMINAL DRAINAGE | 113 | \$980 | \$1,377 |
| 8519 | OTHER DIAGNOSTIC PROCEDURES BREAST | 109 | \$982 | \$1,014 |
| 4525 | CLOS [ENDO] BX LARGE INTESTINE | 104 | \$1,897 | \$1,300 |
| 3723 | COMBINED RIGHT&LEFT HEART CARD CATH | 90 | \$10,630 | \$6,505 |
| 0331 | SPINAL TAP | 79 | \$1,960 | \$1,802 |

| CPT-4 CODE | CPT-4 DESCRIPTION | # | AVE TOT CHRG | AVE TOT CHRG(ALL Hospitals) |
|------------------|----------------------------------|-------|--------------|------------------------------|
| CPT-4 Procedures | | 9,394 | \$3,114 | \$2,664 |
| 62311 | INJ 1 NOT NEUROLYTIC-EPID; LUMB/ | 1,098 | \$1,267 | \$941 |
| 64483 | INJ ANES EPIDURL; LUMB/SAC 1 LEV | 707 | \$1,204 | \$1,123 |
| 45380 | COLONOSCOPY FLEX; W/BX 1/MX | 374 | \$1,938 | \$1,227 |
| 45378 | COLONOSCOPY FLEX; DX-SEP PROC | 341 | \$1,641 | \$907 |
| 47563 | LAPARSCPY SURG; CHOLECT W/CHOLAN | 265 | \$6,629 | \$5,930 |
| 63030 | LAMINOT W/ DECOMP; 1 INTERSPACE | 255 | \$9,354 | \$7,532 |
| 43239 | UGI ENDO; W/BX 1/MX | 249 | \$1,903 | \$1,205 |
| 36430 | TRANSFUSION BLOOD/BLOOD COMPONEN | 236 | \$2,204 | \$2,478 |
| 20610 | ARTHROCENTESIS ASPIR&/INJ; MAJ J | 222 | \$737 | \$822 |
| 62310 | INJ 1 NOT NEUROLYTIC-EPID;CERV/T | 222 | \$1,225 | \$1,017 |
| 36569 | INSERT PICC W/O PORT/PUMP; 5 YR/ | 192 | \$2,051 | \$2,506 |
| 47000 | BIOPSY LIVER NEEDLE; PERCUTANEOU | 169 | \$1,869 | \$2,075 |
| 47562 | LAPAROSCOPY SURGICAL; CHOLECT | 150 | \$6,273 | \$5,216 |
| 58340 | CATH&INTRO SALINE/CONTRAST SIS/H | 148 | \$622 | \$701 |
| 38221 | BONE MARROW; BIOPSY NEEDLE/TROCA | 139 | \$2,892 | \$2,479 |
| 43235 | UGI ENDO; DX W/VO CLCT SPECMN-SP | 132 | \$1,705 | \$1,012 |
| 69210 | REMOVAL IMPACT CERUMEN 1/BOTH EA | 126 | \$243 | \$355 |
| 64614 | CHEMODNERV MUSC; EXTREM&/TRUNK M | 119 | \$432 | \$527 |
| 64479 | INJ ANES EPIDURL; CERV/THOR 1 LE | 114 | \$1,154 | \$1,052 |
| 60100 | BX THYROID PERCUTANEOUS CORE NEE | 105 | \$728 | \$688 |

SOURCE: Utah Ambulatory Surgery Database
 Reportable* excludes codes in the former "Other" category and CPT4 blood draw codes in previous reports.

AMB ST 1-4
UTAH HOSPITAL AND FREESTANDING AMBULATORY SURGERY CENTER (FASC) UTILIZATION AND CHARGE PROFILE OF OUTPATIENT SURGERY, 2005
PROCEDURE APG CATEGORY, PROCEDURE APG, BASED ON REPORTABLE* CPT-4 PROCEDURES

124 St. Marks Hospital

| Procedure APG category | | TOTAL # | TOTAL # (ALL Hospitals) |
|------------------------|---|---------|-------------------------|
| Procedure APG | | | |
| 01 | INTEGUMENTARY SYSTEM | 1,127 | 9,625 |
| | 002 SUPERFICIAL NEEDLE BIOPSY AND ASPIRATION | 529 | 2,764 |
| | 003 COMPLEX INCISION AND DRAINAGE | 6 | 93 |
| | 004 SIMPLE INCISION AND DRAINAGE | 3 | 36 |
| | 006 SIMPLE DEBRIDEMENT AND DESTRUCTION | 19 | 163 |
| | 007 COMPLEX EXCISION, BIOPSY AND DEBRIDEMENT | 64 | 1,172 |
| | 008 SIMPLE EXCISION AND BIOPSY | 93 | 975 |
| | 009 COMPLEX SKIN REPAIRS INCL INTEGUMENT GRAFTS, TRANSFER & REARRANGE | 273 | 1,274 |
| | 011 SIMPLE INCISION AND EXCISION OF BREAST | 110 | 2,672 |
| | 012 BREAST RECONSTRUCTION AND MASTECTOMY | 30 | 461 |
| 02 | MUSCULOSKELETAL SYSTEM | 2,588 | 55,271 |
| | 021 COMPLEX MUSCULOSKELETAL PROCEDURES EXCLUDING HAND AND FOOT | 640 | 6,574 |
| | 022 SIMPLE MUSCULOSKELETAL PROCEDURES EXCLUDING HAND AND FOOT | 113 | 2,116 |
| | 023 COMPLEX HAND AND FOOT MUSCULOSKELETAL PROCEDURES | 101 | 1,982 |
| | 024 SIMPLE HAND AND FOOT MUSCULOSKELETAL PROCEDURES | 504 | 11,501 |
| | 025 ARTHROSCOPY | 445 | 23,586 |
| | 026 REPLACEMENT OF CAST | 1 | 80 |
| | 027 SPLINT, STRAPPING AND CAST REMOVAL | 18 | 103 |
| | 028 CLOSED TREATMENT FX & DISLOCATION OF FINGER, TOE & TRUNK | 4 | 56 |
| | 029 CLOSED TREATMENT FX & DISLOCATION EXC FINGER, TOE & TRUNK | 14 | 610 |
| | 030 OPEN OR PERCUTANEOUS TREATMENT OF FRACTURES | 174 | 4,047 |
| | 031 BONE OR JOINT MANIPULATION UNDER ANESTHESIA | 31 | 429 |
| | 032 BUNION PROCEDURES | 73 | 1,497 |
| | 033 ARTHROPLASTY | 17 | 534 |
| | 034 HAND AND FOOT TENOTOMY | 18 | 275 |
| | 035 ARTHROCENTESIS AND LIGAMENT OR TENDON INJECTION | 435 | 1,881 |
| 03 | RESPIRATORY SYSTEM | 492 | 7,516 |
| | 052 NEEDLE AND CATHETER BIOPSY, ASPIRATION, LAVAGE AND INTUBATION | 190 | 721 |
| | 053 COMPLEX ENDOSCOPY OF THE UPPER AIRWAY | 9 | 4,668 |
| | 054 SIMPLE ENDOSCOPY OF THE UPPER AIRWAY | 2 | 343 |
| | 055 ENDOSCOPY OF THE LOWER AIRWAY | 291 | 1,784 |
| 04 | CARDIOVASCULAR SYSTEM | 1,641 | 31,224 |
| | 074 CARDIAC ELECTROPHYSIOLOGIC TESTS | 9 | 3,470 |
| | 075 PLACEMENT OF TRANSVENOUS CATHETERS | 8 | 67 |
| | 076 DIAGNOSTIC CARDIAC CATHETERIZATION | 1,250 | 22,437 |
| | 077 ANGIOPLASTY AND TRANSCATHETER PROCEDURES | 129 | 2,087 |
| | 078 PACEMAKER INSERTION AND REPLACEMENT | 75 | 606 |
| | 079 REMOVAL AND REVISION OF PACEMAKER AND VASCULAR DEVICE | 87 | 844 |
| | 080 MINOR VASCULAR REPAIR AND FISTULA CONSTRUCTION | 53 | 743 |
| | 081 SECONDARY VARICOSE VEINS AND VASCULAR INJECTION | 4 | 415 |
| | 082 VASCULAR LIGATION | 26 | 540 |
| 05 | HEMATOLOGIC, LYMPHATIC, AND ENDOCRINE | 384 | 2,858 |
| | 095 DEEP LYMPH STRUCTURE AND THYROID PROCEDURES | 136 | 1,920 |
| | 097 TRANSFUSION | 248 | 808 |
| 06 | DIGESTIVE SYSTEM | 3,290 | 103,000 |
| | 111 ALIMENTARY TESTS AND SIMPLE TUBE PLACEMENT | 41 | 155 |

AMB ST 1-4
UTAH HOSPITAL AND FREESTANDING AMBULATORY SURGERY CENTER (FASC) UTILIZATION AND CHARGE PROFILE OF OUTPATIENT SURGERY, 2005
PROCEDURE APG CATEGORY, PROCEDURE APG, BASED ON REPORTABLE* CPT-4 PROCEDURES

124 St. Marks Hospital

| procedure APG category | | TOTAL # | TOTAL # (ALL Hospitals) |
|------------------------|---|---------|-------------------------|
| procedure APG | | | |
| 112 | ESOPHAGEAL DILATION WITHOUT ENDOSCOPY | 25 | 1,254 |
| 113 | ANOSCOPY WITH BIOPSY AND DIAGNOSTIC PROCTOSIGMOIDOSCOPY | 25 | 683 |
| 114 | PROCTOSIGMOIDOSCOPY WITH EXCISION OR BIOPSY | 17 | 445 |
| 115 | DIAGNOSTIC UPPER GI ENDOSCOPY OR INTUBATION | 581 | 20,979 |
| 116 | THERAPEUTIC UPPER GI ENDOSCOPY OR INTUBATION | 171 | 5,802 |
| 117 | LOWER GASTROINTESTINAL ENDOSCOPY | 980 | 47,252 |
| 118 | ERCP AND MISCELLANEOUS GI ENDOSCOPY PROCEDURES | 63 | 1,917 |
| 119 | HERNIA AND HYDROCELE PROCEDURES | 336 | 7,107 |
| 120 | COMPLEX ANAL AND RECTAL PROCEDURES | 91 | 966 |
| 121 | SIMPLE ANAL AND RECTAL PROCEDURES | 59 | 565 |
| 122 | MISCELLANEOUS ABDOMINAL PROCEDURES | 27 | 490 |
| 123 | COMPLEX LAPAROSCOPIC PROCEDURES | 867 | 14,888 |
| 124 | SIMPLE LAPAROSCOPIC PROCEDURES | 7 | 244 |
| 07 | URINARY SYSTEM | 434 | 7,371 |
| 133 | URINARY CATHETERIZATION AND DILATATION | 45 | 399 |
| 134 | COMPLEX CYSTOURETHROSCOPY AND LITHOLAPAXY | 237 | 3,433 |
| 135 | MODERATE CYSTOURETHROSCOPY | 117 | 1,850 |
| 136 | SIMPLE CYSTOURETHROSCOPY | 22 | 617 |
| 137 | COMPLEX URETHRAL PROCEDURES | 11 | 156 |
| 138 | SIMPLE URETHRAL PROCEDURES | 2 | 149 |
| 08 | MALE GENITAL SYSTEM | 61 | 2,798 |
| 151 | TESTICULAR AND EPIDIDYMAL PROCEDURES | 40 | 1,409 |
| 152 | INSERTION OF PENILE PROSTHESIS | 11 | 85 |
| 153 | COMPLEX PENILE PROCEDURES | 5 | 415 |
| 154 | SIMPLE PENILE PROCEDURES | 3 | 711 |
| 155 | PROSTATE NEEDLE AND PUNCH BIOPSY | 2 | 178 |
| 09 | FEMALE GENITAL SYSTEM | 398 | 6,527 |
| 176 | COMPLEX FEMALE REPRODUCTIVE PROCEDURES | 80 | 1,506 |
| 177 | SIMPLE FEMALE REPRODUCTIVE PROCEDURES | 72 | 1,484 |
| 178 | DILATION AND CURETTAGE | 91 | 663 |
| 179 | HYSTEROSCOPY | 153 | 2,678 |
| 180 | COLPOSCOPY | 2 | 196 |
| 10 | NERVOUS SYSTEM | 9,068 | 27,778 |
| 195 | NERVOUS SYSTEM INJECTIONS, STIMULATIONS OR CRANIAL TAP | 8,194 | 21,371 |
| 196 | REVISION AND REMOVAL OF NEUROLOGICAL DEVICE | 8 | 229 |
| 197 | NEUROSTIMULATOR AND VENTRICULAR SHUNT IMPLANTATION | 70 | 776 |
| 198 | NERVE REPAIR AND DESTRUCTION | 703 | 4,700 |
| 199 | SPINAL TAP | 93 | 702 |
| 11 | EYE AND OCULAR ADNEXA | 925 | 11,487 |
| 213 | LASER EYE PROCEDURES | 2 | 877 |
| 214 | CATARACT PROCEDURES | 23 | 4,675 |
| 215 | COMPLEX ANTERIOR SEGMENT EYE PROCEDURES | 4 | 528 |
| 216 | MODERATE ANTERIOR SEGMENT EYE PROCEDURES | 3 | 322 |
| 217 | SIMPLE ANTERIOR SEGMENT EYE PROCEDURES | 8 | 201 |
| 218 | COMPLEX POSTERIOR SEGMENT EYE PROCEDURES | 66 | 427 |
| 219 | SIMPLE POSTERIOR SEGMENT EYE PROCEDURES | 249 | 434 |

AMB ST 1-4
UTAH HOSPITAL AND FREESTANDING AMBULATORY SURGERY CENTER (FASC) UTILIZATION AND CHARGE PROFILE OF OUTPATIENT SURGERY, 2005
PROCEDURE APG CATEGORY, PROCEDURE APG, BASED ON REPORTABLE* CPT-4 PROCEDURES

124 St. Marks Hospital

| procedure APG category procedure APG | TOTAL # | TOTAL # (ALL Hospitals) |
|---|---------|-------------------------|
| 221 COMPLEX REPAIR AND PLASTIC PROCEDURES OF EYE | 1 | 787 |
| 223 VITRECTOMY | 569 | 1,675 |
| 12 FACIAL, EAR, NOSE, MOUTH AND THROAT | 159 | 28,941 |
| 233 NASAL CAUTERIZATION AND PACKING | 8 | 204 |
| 234 COMPLEX FACIAL AND ENT PROCEDURES | 124 | 5,313 |
| 235 SIMPLE FACIAL AND ENT PROCEDURES | 22 | 14,825 |
| 236 TONSIL AND ADENOID PROCEDURES | 5 | 8,558 |
| 13 THERAPEUTIC AND OTHER RADIOLOGICAL PROCEDURES | 438 | 3,489 |
| 253 VASCULAR RADIOLOGY EXCEPT FOR VENOGRAPHY OF EXTREMITY | 209 | 1,503 |
| 254 MYELOGRAPHY | 75 | 307 |
| 255 MISCELLANEOUS RADIOLOGICAL PROCEDURES WITH CONTRAST | 154 | 1,673 |

SOURCE: Utah Ambulatory Surgery Database

Utah Health Data Committee/Office of Health Care Statistics

Reportable* excludes codes in the former "Other" category and CPT blood draw codes in previous reports.

AMB ST 1-5
UTAH HOSPITAL AND FREESTANDING AMBULATORY SURGERY CENTER (FASC) UTILIZATION AND CHARGE PROFILE OF OUTPATIENT SURGERY, 2005
PROCEDURE APG CATEGORY, PROCEDURE APG, SINGLE APG ONLY
BASED ON REPORTABLE* CPT-4 PROCEDURES

124 St. Marks Hospital

| Procedure APG category | Procedure APG | TOTAL # | AVE TOT CHR | AVE TOT CHR(ALL Hospitals) |
|------------------------|---|---------|-------------|-----------------------------|
| 01 | INTEGUMENTARY SYSTEM | 954 | \$2,727 | \$2,720 |
| | 002 SUPERFICIAL NEEDLE BIOPSY AND ASPIRATION | 501 | \$2,103 | \$2,110 |
| | 003 COMPLEX INCISION AND DRAINAGE | 5 | \$4,265 | \$3,617 |
| | 004 SIMPLE INCISION AND DRAINAGE | 2 | \$2,741 | \$2,404 |
| | 006 SIMPLE DEBRIDEMENT AND DESTRUCTION | 12 | \$3,098 | \$2,265 |
| | 007 COMPLEX EXCISION, BIOPSY AND DEBRIDEMENT | 45 | \$4,122 | \$2,947 |
| | 008 SIMPLE EXCISION AND BIOPSY | 68 | \$3,584 | \$2,811 |
| | 009 COMPLEX SKIN REPAIRS INCL INTEGUMENT GRAFTS, TRANSFER & REARRAN | 257 | \$3,097 | \$3,441 |
| | 011 SIMPLE INCISION AND EXCISION OF BREAST | 56 | \$3,843 | \$2,717 |
| | 012 BREAST RECONSTRUCTION AND MASTECTOMY | 8 | \$5,434 | \$4,527 |
| 02 | MUSCULOSKELETAL SYSTEM | 1,272 | \$4,739 | \$3,739 |
| | 021 COMPLEX MUSCULOSKELETAL PROCEDURES EXCLUDING HAND AND FOOT | 333 | \$8,730 | \$5,677 |
| | 022 SIMPLE MUSCULOSKELETAL PROCEDURES EXCLUDING HAND AND FOOT | 47 | \$4,332 | \$3,550 |
| | 023 COMPLEX HAND AND FOOT MUSCULOSKELETAL PROCEDURES | 15 | \$6,015 | \$4,293 |
| | 024 SIMPLE HAND AND FOOT MUSCULOSKELETAL PROCEDURES | 177 | \$3,405 | \$2,497 |
| | 025 ARTHROSCOPY | 137 | \$6,001 | \$4,162 |
| | 027 SPLINT, STRAPPING AND CAST REMOVAL | 13 | \$1,172 | \$1,088 |
| | 028 CLOSED TREATMENT FX & DISLOCATION OF FINGER, TOE & TRUNK | 3 | \$2,877 | \$2,328 |
| | 029 CLOSED TREATMENT FX & DISLOCATION EXC FINGER, TOE & TRUNK | 6 | \$3,434 | \$2,873 |
| | 030 OPEN OR PERCUTANEOUS TREATMENT OF FRACTURES | 123 | \$6,858 | \$4,697 |
| | 031 BONE OR JOINT MANIPULATION UNDER ANESTHESIA | 28 | \$2,895 | \$2,274 |
| | 032 BUNION PROCEDURES | 24 | \$4,922 | \$3,289 |
| | 033 ARTHROPLASTY | 7 | \$6,731 | \$5,262 |
| | 035 ARTHROCENTESIS AND LIGAMENT OR TENDON INJECTION | 359 | \$745 | \$792 |
| 03 | RESPIRATORY SYSTEM | 260 | \$1,521 | \$1,861 |
| | 052 NEEDLE AND CATHETER BIOPSY, ASPIRATION, LAVAGE AND INTUBATION | 179 | \$1,021 | \$1,117 |
| | 053 COMPLEX ENDOSCOPY OF THE UPPER AIRWAY | 1 | \$2,538 | \$3,101 |
| | 054 SIMPLE ENDOSCOPY OF THE UPPER AIRWAY | 1 | \$3,106 | \$1,025 |
| | 055 ENDOSCOPY OF THE LOWER AIRWAY | 79 | \$2,619 | \$2,026 |
| 04 | CARDIOVASCULAR SYSTEM | 116 | \$10,349 | \$11,714 |
| | 074 CARDIAC ELECTROPHYSIOLOGIC TESTS | 3 | \$11,916 | \$22,994 |
| | 075 PLACEMENT OF TRANSVENOUS CATHETERS | 7 | \$4,575 | \$16,552 |
| | 077 ANGIOPLASTY AND TRANSCATHETER PROCEDURES | 17 | \$9,177 | \$18,442 |
| | 078 PACEMAKER INSERTION AND REPLACEMENT | 24 | \$26,895 | \$20,119 |
| | 079 REMOVAL AND REVISION OF PACEMAKER AND VASCULAR DEVICE | 24 | \$4,938 | \$7,717 |
| | 080 MINOR VASCULAR REPAIR AND FISTULA CONSTRUCTION | 34 | \$5,348 | \$4,543 |
| | 082 VASCULAR LIGATION | 7 | \$4,410 | \$4,974 |
| 05 | HEMATOLOGIC, LYMPHATIC, AND ENDOCRINE | 282 | \$2,743 | \$4,419 |
| | 095 DEEP LYMPH STRUCTURE AND THYROID PROCEDURES | 46 | \$5,507 | \$4,406 |
| | 097 TRANSFUSION | 236 | \$2,204 | \$2,478 |
| 06 | DIGESTIVE SYSTEM | 2,242 | \$3,697 | \$1,962 |
| | 111 ALIMENTARY TESTS AND SIMPLE TUBE PLACEMENT | 41 | \$909 | \$1,010 |
| | 112 ESOPHAGEAL DILATION WITHOUT ENDOSCOPY | 1 | \$3,280 | \$1,144 |
| | 113 ANOSCOPY WITH BIOPSY AND DIAGNOSTIC PROCTOSIGMOIDOSCOPY | 21 | \$6,655 | \$984 |
| | 114 PROCTOSIGMOIDOSCOPY WITH EXCISION OR BIOPSY | 10 | \$3,372 | \$1,169 |

AMB ST 1-5
UTAH HOSPITAL AND FREESTANDING AMBULATORY SURGERY CENTER (FASC) UTILIZATION AND CHARGE PROFILE OF OUTPATIENT SURGERY, 2005
PROCEDURE APG CATEGORY, PROCEDURE APG, SINGLE APG ONLY
BASED ON REPORTABLE* CPT-4 PROCEDURES

124 St. Marks Hospital

| procedure APG category | | TOTAL # | AVE TOT CHR | AVE TOT CHR(ALL Hospitals) |
|------------------------|--|---------|-------------|-----------------------------|
| Procedure APG | | | | |
| 115 | DIAGNOSTIC UPPER GI ENDOSCOPY OR INTUBATION | 382 | \$1,834 | \$1,165 |
| 116 | THERAPEUTIC UPPER GI ENDOSCOPY OR INTUBATION | 111 | \$3,137 | \$1,658 |
| 117 | LOWER GASTROINTESTINAL ENDOSCOPY | 739 | \$1,827 | \$1,067 |
| 118 | ERCP AND MISCELLANEOUS GI ENDOSCOPY PROCEDURES | 27 | \$6,812 | \$3,503 |
| 119 | HERNIA AND HYDROCELE PROCEDURES | 160 | \$4,420 | \$3,280 |
| 120 | COMPLEX ANAL AND RECTAL PROCEDURES | 65 | \$3,188 | \$2,685 |
| 121 | SIMPLE ANAL AND RECTAL PROCEDURES | 34 | \$2,829 | \$1,870 |
| 122 | MISCELLANEOUS ABDOMINAL PROCEDURES | 17 | \$6,527 | \$2,977 |
| 123 | COMPLEX LAPAROSCOPIC PROCEDURES | 634 | \$6,892 | \$5,679 |
| 07 | URINARY SYSTEM | 185 | \$4,614 | \$4,153 |
| 133 | URINARY CATHETERIZATION AND DILATATION | 30 | \$4,690 | \$3,375 |
| 134 | COMPLEX CYSTOURETHROSCOPY AND LITHOLAPAXY | 77 | \$5,420 | \$4,141 |
| 135 | MODERATE CYSTOURETHROSCOPY | 66 | \$3,641 | \$3,140 |
| 136 | SIMPLE CYSTOURETHROSCOPY | 6 | \$3,948 | \$2,217 |
| 137 | COMPLEX URETHRAL PROCEDURES | 6 | \$5,255 | \$4,424 |
| 08 | MALE GENITAL SYSTEM | 42 | \$8,429 | \$3,036 |
| 151 | TESTICULAR AND EPIDIDYMAL PROCEDURES | 26 | \$3,493 | \$2,586 |
| 152 | INSERTION OF PENILE PROSTHESIS | 9 | \$26,790 | \$16,730 |
| 153 | COMPLEX PENILE PROCEDURES | 3 | \$3,184 | \$3,166 |
| 154 | SIMPLE PENILE PROCEDURES | 3 | \$3,124 | \$1,905 |
| 155 | PROSTATE NEEDLE AND PUNCH BIOPSY | 1 | \$3,155 | \$3,040 |
| 09 | FEMALE GENITAL SYSTEM | 184 | \$4,723 | \$3,633 |
| 176 | COMPLEX FEMALE REPRODUCTIVE PROCEDURES | 60 | \$6,204 | \$4,657 |
| 177 | SIMPLE FEMALE REPRODUCTIVE PROCEDURES | 45 | \$3,371 | \$2,716 |
| 178 | DILATION AND CURETTAGE | 32 | \$2,955 | \$2,156 |
| 179 | HYSTEROSCOPY | 47 | \$5,332 | \$4,046 |
| 10 | NERVOUS SYSTEM | 3,003 | \$1,333 | \$1,539 |
| 195 | NERVOUS SYSTEM INJECTIONS, STIMULATIONS OR CRANIAL TAP | 2,802 | \$1,178 | \$994 |
| 196 | REVISION AND REMOVAL OF NEUROLOGICAL DEVICE | 3 | \$3,525 | \$5,892 |
| 197 | NEUROSTIMULATOR AND VENTRICULAR SHUNT IMPLANTATION | 16 | \$19,854 | \$20,573 |
| 198 | NERVE REPAIR AND DESTRUCTION | 91 | \$2,441 | \$2,246 |
| 199 | SPINAL TAP | 91 | \$1,666 | \$1,728 |
| 11 | EYE AND OCULAR ADNEXA | 139 | \$7,216 | \$2,803 |
| 214 | CATARACT PROCEDURES | 2 | \$10,460 | \$2,930 |
| 215 | COMPLEX ANTERIOR SEGMENT EYE PROCEDURES | 1 | \$7,045 | \$2,675 |
| 216 | MODERATE ANTERIOR SEGMENT EYE PROCEDURES | 1 | \$3,140 | \$2,211 |
| 217 | SIMPLE ANTERIOR SEGMENT EYE PROCEDURES | 1 | \$2,851 | \$2,213 |
| 218 | COMPLEX POSTERIOR SEGMENT EYE PROCEDURES | 20 | \$5,803 | \$5,110 |
| 221 | COMPLEX REPAIR AND PLASTIC PROCEDURES OF EYE | 1 | \$5,899 | \$3,502 |
| 223 | VITRECTOMY | 113 | \$7,496 | \$5,631 |
| 12 | FACIAL, EAR, NOSE, MOUTH AND THROAT | 90 | \$5,743 | \$2,232 |
| 233 | NASAL CAUTERIZATION AND PACKING | 1 | \$3,241 | \$2,648 |
| 234 | COMPLEX FACIAL AND ENT PROCEDURES | 77 | \$5,903 | \$4,546 |
| 235 | SIMPLE FACIAL AND ENT PROCEDURES | 12 | \$4,925 | \$1,623 |
| 13 | THERAPEUTIC AND OTHER RADIOLOGICAL PROCEDURES | 218 | \$1,897 | \$3,887 |

AMB ST 1-5
UTAH HOSPITAL AND FREESTANDING AMBULATORY SURGERY CENTER (FASC) UTILIZATION AND CHARGE PROFILE OF OUTPATIENT SURGERY, 2005
PROCEDURE APG CATEGORY, PROCEDURE APG, SINGLE APG ONLY
BASED ON REPORTABLE* CPT-4 PROCEDURES

124 St. Marks Hospital

| procedure APG category Procedure APG | TOTAL # | AVE TOT CHRG | AVE TOT CHRG(ALL Hospitals) |
|---|---------|--------------|------------------------------|
| 253 VASCULAR RADIOLOGY EXCEPT FOR VENOGRAPHY OF EXTREMITY | 37 | \$5,877 | \$12,212 |
| 254 MYELOGRAPHY | 28 | \$3,158 | \$2,899 |
| 255 MISCELLANEOUS RADIOLOGICAL PROCEDURES WITH CONTRAST | 153 | \$704 | \$2,848 |

SOURCE: Utah Ambulatory Surgery Database

Utah Health Data Committee/Office of Health Care Statistics

Reportable* excludes codes in the former "Other" category and CPT blood draw codes in previous reports.

AMB ST 1-6
UTAH HOSPITAL AND FREESTANDING AMBULATORY SURGERY CENTER (FASC) UTILIZATION AND CHARGE PROFILE OF OUTPATIENT SURGERY, 2005
NUMBER OF SELECTED AMBULATORY SURGERY PATIENT VISITS BY PATIENT PROFILE

124 St. Marks Hospital

| Patient Profile | Patient Visits | | Patient Visits-All Hospitals | |
|----------------------------|----------------|------|------------------------------|------|
| | (#) | (%) | (#) | (%) |
| GENDER | | | | |
| Female | 8,958 | 61.8 | 121,269 | 54.3 |
| Male | 5,538 | 38.2 | 101,991 | 45.7 |
| Unknown | 0 | 0.0 | 13 | 0.0 |
| Not Reported | 0 | 0.0 | 5 | 0.0 |
| AGE | | | | |
| 1-28 days | 0 | 0.0 | 469 | 0.2 |
| 29-365 days | 0 | 0.0 | 3,008 | 1.3 |
| 1-4 years | 0 | 0.0 | 10,999 | 4.9 |
| 5-9 | 1 | 0.0 | 6,321 | 2.8 |
| 10-14 | 25 | 0.2 | 4,532 | 2.0 |
| 15-17 | 104 | 0.7 | 4,858 | 2.2 |
| 18-19 | 104 | 0.7 | 3,511 | 1.6 |
| 20-24 | 423 | 2.9 | 10,616 | 4.8 |
| 25-29 | 699 | 4.8 | 12,207 | 5.5 |
| 30-34 | 714 | 4.9 | 11,660 | 5.2 |
| 35-39 | 834 | 5.8 | 11,852 | 5.3 |
| 40-44 | 1,150 | 7.9 | 14,382 | 6.4 |
| 45-49 | 1,340 | 9.2 | 17,465 | 7.8 |
| 50-54 | 1,462 | 10.1 | 24,332 | 10.9 |
| 55-59 | 1,309 | 9.0 | 20,472 | 9.2 |
| 60-64 | 1,155 | 8.0 | 17,241 | 7.7 |
| 65-69 | 1,254 | 8.7 | 15,102 | 6.8 |
| 70-74 | 1,177 | 8.1 | 12,741 | 5.7 |
| 75-79 | 1,218 | 8.4 | 10,692 | 4.8 |
| 80-84 | 906 | 6.3 | 6,850 | 3.1 |
| 85-89 | 463 | 3.2 | 3,124 | 1.4 |
| 90 + | 158 | 1.1 | 842 | 0.4 |
| Not Reported | 0 | 0.0 | 471 | 0.2 |
| SOURCE OF ADMISSION | | | | |
| Physician Referral | 14,314 | 98.7 | 197,732 | 88.6 |
| Clinic Referral | 10 | 0.1 | 511 | 0.2 |
| HMO Referral | 0 | 0.0 | 3,452 | 1.5 |
| Other Hospital | 10 | 0.1 | 121 | 0.1 |
| Skilled Nursing Facility | 1 | 0.0 | 19 | 0.0 |
| Other Health Care Facility | 0 | 0.0 | 36 | 0.0 |
| Emergency Room | 161 | 1.1 | 4,092 | 1.8 |
| Court/Law Enforcement | 0 | 0.0 | 0 | 0.0 |
| Unknown | 0 | 0.0 | 7 | 0.0 |
| Not Reported | 0 | 0.0 | 17,308 | 7.8 |

(Continued)

AMB ST 1-6
UTAH HOSPITAL AND FREESTANDING AMBULATORY SURGERY CENTER (FASC) UTILIZATION AND CHARGE PROFILE OF OUTPATIENT SURGERY, 2005
NUMBER OF SELECTED AMBULATORY SURGERY PATIENT VISITS BY PATIENT PROFILE

124 St. Marks Hospital

| Patient Profile | Patient Visits | | Patient Visits-All Hospitals | |
|---|----------------|------|------------------------------|------|
| | (#) | (%) | (#) | (%) |
| DISCHARGE STATUS | | | | |
| Home or Self Care | 14,459 | 99.7 | 222,736 | 99.8 |
| Another Hospital | 2 | 0.0 | 119 | 0.1 |
| Skilled Nursing Facility | 11 | 0.1 | 104 | 0.0 |
| Intermediate Care Facility | 0 | 0.0 | 9 | 0.0 |
| Another Type of Institution | 4 | 0.0 | 26 | 0.0 |
| Under Care of Home Service | 15 | 0.1 | 191 | 0.1 |
| Left Against Medical Advice | 0 | 0.0 | 24 | 0.0 |
| Under Care of Home IV Provider | 1 | 0.0 | 11 | 0.0 |
| Expired | 4 | 0.0 | 12 | 0.0 |
| Unknown | 0 | 0.0 | 46 | 0.0 |
| Not Reported | 0 | 0.0 | 0 | 0.0 |
| PRIMARY PAYER | | | | |
| Medicare | 5,153 | 35.5 | 49,290 | 22.1 |
| Medicaid | 455 | 3.1 | 14,728 | 6.6 |
| Other government | 132 | 0.9 | 5,443 | 2.4 |
| Blue Cross/Blue Shield | 3,486 | 24.0 | 29,900 | 13.4 |
| Other Commercial | 1,100 | 7.6 | 14,398 | 6.4 |
| Managed Care(HMO, PPO) | 3,325 | 22.9 | 101,684 | 45.5 |
| Self Pay | 158 | 1.1 | 2,175 | 1.0 |
| Industrial & Worker Comp | 641 | 4.4 | 4,017 | 1.8 |
| Charity and Unclassified | 38 | 0.3 | 206 | 0.1 |
| Childrens Health Insurance | 7 | 0.0 | 197 | 0.1 |
| Unknown | 1 | 0.0 | 1,148 | 0.5 |
| Not Reported | 0 | 0.0 | 92 | 0.0 |
| LOCAL HEALTH DISTRICT OF PATIENT RESIDENCE | | | | |
| Bear River | 75 | 0.5 | 15,256 | 6.8 |
| Central Utah | 73 | 0.5 | 8,217 | 3.7 |
| Davis County | 700 | 4.8 | 22,608 | 10.1 |
| Salt Lake County | 11,577 | 79.9 | 78,843 | 35.3 |
| Southeastern Utah | 76 | 0.5 | 5,233 | 2.3 |
| Southwest Utah | 73 | 0.5 | 12,333 | 5.5 |
| Summit County | 262 | 1.8 | 3,135 | 1.4 |
| Tooele County | 422 | 2.9 | 4,296 | 1.9 |
| Tri-County | 130 | 0.9 | 5,769 | 2.6 |
| Utah County | 260 | 1.8 | 35,901 | 16.1 |
| Wasatch County | 60 | 0.4 | 1,724 | 0.8 |
| Weber County | 177 | 1.2 | 20,598 | 9.2 |
| Unknown Utah | 7 | 0.0 | 49 | 0.0 |
| Outside Utah | 601 | 4.1 | 9,153 | 4.1 |
| Unknown, Not Reported | 3 | 0.0 | 163 | 0.1 |

SOURCE: Utah Ambulatory Surgery Database,
Utah Health Data Committee/Office of Health Care Statistics.

AMB ST 1-1
UTAH HOSPITAL AND FREESTANDING AMBULATORY SURGERY CENTER (FASC) UTILIZATION AND CHARGE PROFILE OF OUTPATIENT SURGERY, 2005
NUMBER OF CPT-4 AND ICD-9 REPORTABLE* PROCEDURES BY SELECTED AMBULATORY SURGERY REPORTING CATEGORY

307 The Orthopedic Specialty Hospital

| | Procedures Performed | | Procedures Performed-All Hospitals | |
|--|----------------------|-------|------------------------------------|-------|
| | (#) | (%) | (#) | (%) |
| Reporting Category(ICD-9-CM CODES) | 9,129 | 100.0 | 319,528 | 100.0 |
| Mastectomy (85.0-85.99) | 0 | 0.0 | 7,251 | 2.3 |
| Musculoskeletal (76.0-84.99) | 8,547 | 93.6 | 62,442 | 19.5 |
| Respiratory (30.0-34.99) | 0 | 0.0 | 3,352 | 1.0 |
| Cardiovascular (35.0-39.99) | 6 | 0.1 | 16,471 | 5.2 |
| Lymphatic/Hemetic (40.0-41.99) | 11 | 0.1 | 2,955 | 0.9 |
| Digestive System (42.0-54.99) | 0 | 0.0 | 105,537 | 33.0 |
| Urinary (55.0-59.99) | 0 | 0.0 | 8,250 | 2.6 |
| Male Genital (60.0-64.99) | 0 | 0.0 | 3,729 | 1.2 |
| Female Genital (65.0-71.99) | 0 | 0.0 | 14,736 | 4.6 |
| Endocrine/Nervous (01.0-07.99) | 565 | 6.2 | 30,031 | 9.4 |
| Eye (08.0-16.99) | 0 | 0.0 | 19,655 | 6.2 |
| Ear (18.0-20.99) | 0 | 0.0 | 15,107 | 4.7 |
| Nose, Mouth, Pharynx (21.0-29.99) | 0 | 0.0 | 30,012 | 9.4 |
| Reporting Category(CPT-4 CODES) | 9,052 | 100.0 | 307,031 | 100.0 |
| Mastectomy (19120-19220) | 0 | 0.0 | 3,138 | 1.0 |
| Musculoskeletal (20000-29909) | 8,700 | 96.1 | 61,634 | 20.1 |
| Respiratory (30000-32999 & 39501-39599) | 1 | 0.0 | 13,104 | 4.3 |
| Cardiovascular (33010-37799 & 93501-93660) | 83 | 0.9 | 37,099 | 12.1 |
| Lymphatic/Hemetic (38100-38999) | 11 | 0.1 | 2,706 | 0.9 |
| Digestive (40490-49999) | 0 | 0.0 | 114,818 | 37.4 |
| Urinary (50010-53899) | 0 | 0.0 | 8,591 | 2.8 |
| Male Genital (54000-55899) | 0 | 0.0 | 3,154 | 1.0 |
| Female Genital (56405-58999) | 0 | 0.0 | 11,166 | 3.6 |
| Endocrine/Nervous (60000-64999) | 257 | 2.8 | 31,549 | 10.3 |
| Eye (65091-68899) | 0 | 0.0 | 11,740 | 3.8 |
| Ear (69000-69979) | 0 | 0.0 | 8,332 | 2.7 |

SOURCE: Utah Ambulatory Surgery Database

Utah Health Data Committee/Office of Health Care Statistics.

Reportable* excludes codes in the former "Other" category and CPT blood draw codes in previous reports.

AMB ST 1-2
UTAH HOSPITAL AND FREESTANDING AMBULATORY SURGERY CENTER (FASC) UTILIZATION AND CHARGE PROFILE OF OUTPATIENT SURGERY, 2005
MOST COMMONLY PERFORMED CPT-4 AND ICD-9 REPORTABLE* PROCEDURES

307 The Orthopedic Specialty Hospital

| ICD-9 CODE | ICD-9 DESCRIPTION | # | % | % ALL Hospitals |
|----------------------|-------------------------------------|-------|-------|-----------------|
| All ICD-9 Procedures | | 9,129 | 100.0 | 100.0 |
| 806 | EXCISION SEMILUNAR CARTILAGE KNEE | 945 | 10.4 | 1.77 |
| 8086 | OTH LOCAL EXC/DESTRUC LES KNEE JNT | 862 | 9.4 | 0.85 |
| 8145 | OTHER REPAIR THE CRUCIATE LIGAMENTS | 474 | 5.2 | 0.54 |
| 8183 | OTHER REPAIR OF SHOULDER | 399 | 4.4 | 0.73 |
| 0443 | RELEASE OF CARPAL TUNNEL | 385 | 4.2 | 1.13 |
| 8363 | ROTATOR CUFF REPAIR | 356 | 3.9 | 0.66 |
| 7781 | OTH PART OSTEC SCAPULA CLAV&THORAX | 332 | 3.6 | 0.49 |
| 8081 | OTH LOCAL EXC/DESTRUC LES SHLDR JNT | 309 | 3.4 | 0.40 |
| 8147 | OTHER REPAIR OF KNEE | 249 | 2.7 | 0.65 |
| 8046 | DIV JOINT CAP LIGAMENT/CART KNEE | 235 | 2.6 | 0.33 |
| 7867 | REMOVAL IMPL DEVICE FROM TIBIA&FIB | 200 | 2.2 | 0.33 |
| 8076 | SYNOVECTOMY OF KNEE | 156 | 1.7 | 0.38 |
| 8201 | EXPLORATION TENDON SHEATH HAND | 137 | 1.5 | 0.38 |
| 8182 | REPAIR RECURRENT DISLOC SHOULDER | 118 | 1.3 | 0.14 |
| 8388 | OTHER PLASTIC OPERATIONS ON TENDON | 106 | 1.2 | 0.12 |
| 7768 | LOCAL EXC LESION/TISSUE TARSALS&MTS | 95 | 1.0 | 0.20 |
| 7868 | REMOVAL IMPL DEVICE FROM TARSAL&MTS | 95 | 1.0 | 0.12 |
| 7875 | OSTEOCLASIS OF FEMUR | 92 | 1.0 | 0.10 |
| 7936 | OPEN RDUC FX TIB&FIB W/INTRL FIX | 89 | 1.0 | 0.24 |
| 8313 | OTHER TENOTOMY | 83 | 0.9 | 0.10 |

| CPT-4 CODE | CPT-4 DESCRIPTION | # | % | % ALL Hospitals |
|----------------------|----------------------------------|-------|-------|-----------------|
| All CPT-4 Procedures | | 9,052 | 100.0 | 100.0 |
| 29877 | SCOPE KNEE SURG; DEBRID/SHAVE CA | 832 | 9.2 | 0.95 |
| 29881 | SCOPE KNEE SURG;W/MENISCECT MED/ | 810 | 8.9 | 1.52 |
| 29826 | SCOPE SHOULDER; DECOMP SUBACROM | 610 | 6.7 | 0.96 |
| 29888 | ARTHSCPY AIDED ACL REPR/AUG/RECO | 462 | 5.1 | 0.54 |
| 20680 | REMOVAL OF IMPLANT; DEEP | 402 | 4.4 | 0.87 |
| 29827 | SCOPE SHLDR SURG; W/ROTOR CUFF R | 312 | 3.4 | 0.43 |
| 29824 | SCOPE SHLDR SURG;DIST CLAVICULEC | 308 | 3.4 | 0.36 |
| 29848 | ENDO WRST SURG REL TRNS CARP LIG | 240 | 2.7 | 0.33 |
| 29873 | SCOPE KNEE SURGICAL; W/LAT RELEA | 179 | 2.0 | 0.30 |
| 29806 | SCOPE SHOULDER SURGICAL; CPSLORR | 174 | 1.9 | 0.17 |
| 26055 | TENDON SHEATH INCISION | 167 | 1.8 | 0.44 |
| 29822 | SCOPE SHOULDER SURGICAL; DEBRID | 155 | 1.7 | 0.24 |
| 29823 | SCOPE SHOULDER SURGICAL; DEBRID | 146 | 1.6 | 0.16 |
| 29880 | SCOPE KNEE SURG;W/MENISCECT MED& | 130 | 1.4 | 0.37 |
| 29875 | SCOPE KNEE; SYNOVECT LTD SEP PRO | 126 | 1.4 | 0.22 |
| 64721 | NEUROPLASTY; MEDIAN CARPAL TUNNE | 109 | 1.2 | 0.72 |
| 29882 | SCOPE KNEE; W/MENISCUS REPR MED/ | 102 | 1.1 | 0.12 |
| 29879 | SCOPE KNEE SURG; ABRASION ARTHPL | 100 | 1.1 | 0.25 |
| 37202 | TRANSCATH THERAP INFUS-NOT THROM | 78 | 0.9 | 0.04 |
| 28285 | CORRECTION HAMMERTO | 72 | 0.8 | 0.48 |

SOURCE: Utah Ambulatory Surgery Database

Utah Health Data Committee/Office of Health Care Statistics

Reportable* excludes codes in the former "Other" category and CPT4 blood draw codes in previous reports.

AMB ST 1-3

UTAH HOSPITAL AND FREESTANDING AMBULATORY SURGERY CENTER (FASC) UTILIZATION AND CHARGE PROFILE OF OUTPATIENT SURGERY, 2005
 AVERAGE TOTAL CHARGES FOR MOST COMMONLY PERFORMED CPT-4 AND ICD-9 REPORTABLE* PROCEDURES, SINGLE ICD-9 OR CPT-4 ONLY

307 The Orthopedic Specialty Hospital

| ICD-9 CODE | ICD-9 DESCRIPTION | # | AVE TOT CHR | AVE TOT CHR(ALL Hospitals) |
|------------------|-------------------------------------|-------|-------------|-----------------------------|
| ICD-9 Procedures | | 2,173 | \$3,235 | \$2,879 |
| 8086 | OTH LOCAL EXC/DESTRUC LES KNEE JNT | 210 | \$2,793 | \$3,202 |
| 806 | EXCISION SEMILUNAR CARTILAGE KNEE | 198 | \$2,812 | \$3,682 |
| 0443 | RELEASE OF CARPAL TUNNEL | 191 | \$1,786 | \$1,948 |
| 8145 | OTHER REPAIR THE CRUCIATE LIGAMENTS | 145 | \$6,784 | \$7,626 |
| 8363 | ROTATOR CUFF REPAIR | 94 | \$5,026 | \$7,038 |
| 8201 | EXPLORATION TENDON SHEATH HAND | 79 | \$1,454 | \$1,857 |
| 8182 | REPAIR RECURRENT DISLOC SHOULDER | 66 | \$5,642 | \$6,847 |
| 7936 | OPEN RDUC FX TIB&FIB W/INTRL FIX | 61 | \$3,070 | \$5,153 |
| 8183 | OTHER REPAIR OF SHOULDER | 60 | \$4,075 | \$6,045 |
| 8221 | EXCISION LESION TENDON SHEATH HAND | 51 | \$1,656 | \$2,062 |
| 7867 | REMOVAL IMPL DEVICE FROM TIBIA&FIB | 48 | \$1,887 | \$2,461 |
| 8076 | SYNOVECTOMY OF KNEE | 46 | \$2,831 | \$3,962 |
| 8364 | OTHER SUTURE OF TENDON | 45 | \$2,997 | \$3,758 |
| 7932 | OPEN RDUC FX RADUS&ULNA W/INTRL FIX | 35 | \$4,502 | \$6,610 |
| 7933 | OP REDUC W/INT FIX-CARP-METACARP | 34 | \$2,680 | \$3,612 |
| 8046 | DIV JOINT CAP LIGAMENT/CART KNEE | 28 | \$3,248 | \$3,766 |
| 8147 | OTHER REPAIR OF KNEE | 28 | \$4,129 | \$4,967 |
| 8388 | OTHER PLASTIC OPERATIONS ON TENDON | 28 | \$3,807 | \$4,566 |
| 7768 | LOCAL EXC LESION/TISSUE TARSALS&MTS | 26 | \$2,392 | \$3,058 |
| 0407 | OTH EXC/AVUL CRANIL&PERIPH NERV | 24 | \$1,918 | \$2,476 |

| CPT-4 CODE | CPT-4 DESCRIPTION | # | AVE TOT CHR | AVE TOT CHR(ALL Hospitals) |
|------------------|----------------------------------|-------|-------------|-----------------------------|
| CPT-4 Procedures | | 2,290 | \$3,212 | \$2,664 |
| 29881 | SCOPE KNEE SURG;W/MENISCECT MED/ | 223 | \$2,840 | \$3,661 |
| 29877 | SCOPE KNEE SURG; DEBRID/SHAVE CA | 221 | \$2,822 | \$3,334 |
| 29848 | ENDO WRST SURG REL TRNS CARP LIG | 165 | \$1,752 | \$2,203 |
| 29888 | ARTHSCPY AIDED ACL REPR/AUG/RECO | 151 | \$6,738 | \$7,550 |
| 29806 | SCOPE SHOULDER SURGICAL; CPSLORR | 102 | \$5,238 | \$6,513 |
| 20680 | REMOVAL OF IMPLANT; DEEP | 101 | \$1,870 | \$2,573 |
| 64721 | NEUROPLASTY; MEDIAN CARPAL TUNNE | 61 | \$1,892 | \$1,939 |
| 26055 | TENDON SHEATH INCISION | 49 | \$1,327 | \$1,741 |
| 29826 | SCOPE SHOULDER; DECOMP SUBACROM | 49 | \$3,947 | \$5,247 |
| 27650 | REPR PRIM OPN/PERQ RUP ACHILLES | 37 | \$2,850 | \$3,605 |
| 29880 | SCOPE KNEE SURG;W/MENISCECT MED& | 37 | \$2,975 | \$3,915 |
| 29875 | SCOPE KNEE; SYNOVECT LTD SEP PRO | 36 | \$2,756 | \$3,541 |
| 25111 | EXCISION OF GANGLION WRIST; PRIM | 32 | \$1,701 | \$2,111 |
| 25620 | OPEN TX DIST RADIAL FX W/VO FIX | 26 | \$4,927 | \$7,291 |
| 29873 | SCOPE KNEE SURGICAL; W/LAT RELEA | 26 | \$3,188 | \$3,962 |
| 27792 | OPEN TX DISTAL FIBULAR FX W/VO F | 21 | \$2,410 | \$4,417 |
| 25440 | REP NONUNION SCAPHOID CARPAL BN | 20 | \$3,263 | \$4,984 |
| 28080 | EXC INTERDIGTL NEUROMA SINGLE EA | 19 | \$1,898 | \$2,134 |
| 29827 | SCOPE SHLDR SURG; W/ROTOR CUFF R | 17 | \$5,533 | \$7,447 |
| 29882 | SCOPE KNEE; W/MENISCUS REPR MED/ | 17 | \$3,825 | \$4,924 |

SOURCE: Utah Ambulatory Surgery Database
 Reportable* excludes codes in the former "Other" category and CPT4 blood draw codes in previous reports.

AMB ST 1-4
UTAH HOSPITAL AND FREESTANDING AMBULATORY SURGERY CENTER (FASC) UTILIZATION AND CHARGE PROFILE OF OUTPATIENT SURGERY, 2005
PROCEDURE APG CATEGORY, PROCEDURE APG, BASED ON REPORTABLE* CPT-4 PROCEDURES

307 The Orthopedic Specialty Hospital

| Procedure APG category | | TOTAL # | TOTAL # (ALL Hospitals) |
|------------------------|---|---------|-------------------------|
| Procedure APG | | | |
| 01 | INTEGUMENTARY SYSTEM | 82 | 9,625 |
| | 002 SUPERFICIAL NEEDLE BIOPSY AND ASPIRATION | 11 | 2,764 |
| | 003 COMPLEX INCISION AND DRAINAGE | 5 | 93 |
| | 007 COMPLEX EXCISION, BIOPSY AND DEBRIDEMENT | 36 | 1,172 |
| | 008 SIMPLE EXCISION AND BIOPSY | 28 | 975 |
| | 009 COMPLEX SKIN REPAIRS INCL INTEGUMENT GRAFTS, TRANSFER & REARRANGE | 2 | 1,274 |
| 02 | MUSCULOSKELETAL SYSTEM | 8,501 | 55,271 |
| | 021 COMPLEX MUSCULOSKELETAL PROCEDURES EXCLUDING HAND AND FOOT | 898 | 6,574 |
| | 022 SIMPLE MUSCULOSKELETAL PROCEDURES EXCLUDING HAND AND FOOT | 288 | 2,116 |
| | 023 COMPLEX HAND AND FOOT MUSCULOSKELETAL PROCEDURES | 268 | 1,982 |
| | 024 SIMPLE HAND AND FOOT MUSCULOSKELETAL PROCEDURES | 1,247 | 11,501 |
| | 025 ARTHROSCOPY | 5,103 | 23,586 |
| | 028 CLOSED TREATMENT FX & DISLOCATION OF FINGER, TOE & TRUNK | 1 | 56 |
| | 029 CLOSED TREATMENT FX & DISLOCATION EXC FINGER, TOE & TRUNK | 43 | 610 |
| | 030 OPEN OR PERCUTANEOUS TREATMENT OF FRACTURES | 367 | 4,047 |
| | 031 BONE OR JOINT MANIPULATION UNDER ANESTHESIA | 22 | 429 |
| | 032 BUNION PROCEDURES | 65 | 1,497 |
| | 033 ARTHROPLASTY | 74 | 534 |
| | 034 HAND AND FOOT TENOTOMY | 66 | 275 |
| | 035 ARTHROCENTESIS AND LIGAMENT OR TENDON INJECTION | 59 | 1,881 |
| 04 | CARDIOVASCULAR SYSTEM | 83 | 31,224 |
| | 077 ANGIOPLASTY AND TRANSCATHETER PROCEDURES | 78 | 2,087 |
| | 080 MINOR VASCULAR REPAIR AND FISTULA CONSTRUCTION | 4 | 743 |
| | 083 RESUSCITATION AND CARDIOVERSION | 1 | 15 |
| 10 | NERVOUS SYSTEM | 253 | 27,778 |
| | 195 NERVOUS SYSTEM INJECTIONS, STIMULATIONS OR CRANIAL TAP | 4 | 21,371 |
| | 197 NEUROSTIMULATOR AND VENTRICULAR SHUNT IMPLANTATION | 11 | 776 |
| | 198 NERVE REPAIR AND DESTRUCTION | 238 | 4,700 |

SOURCE: Utah Ambulatory Surgery Database

Utah Health Data Committee/Office of Health Care Statistics

Reportable* excludes codes in the former "Other" category and CPT blood draw codes in previous reports.

AMB ST 1-5
UTAH HOSPITAL AND FREESTANDING AMBULATORY SURGERY CENTER (FASC) UTILIZATION AND CHARGE PROFILE OF OUTPATIENT SURGERY, 2005
PROCEDURE APG CATEGORY, PROCEDURE APG, SINGLE APG ONLY
BASED ON REPORTABLE* CPT-4 PROCEDURES

307 The Orthopedic Specialty Hospital

| Procedure APG category | Procedure APG | TOTAL # | AVE TOT CHR | AVE TOT CHR(ALL Hospitals) |
|------------------------|---|---------|-------------|-----------------------------|
| 01 | INTEGUMENTARY SYSTEM | 21 | \$2,791 | \$2,720 |
| | 003 COMPLEX INCISION AND DRAINAGE | 2 | \$3,088 | \$3,617 |
| | 007 COMPLEX EXCISION, BIOPSY AND DEBRIDEMENT | 14 | \$2,942 | \$2,947 |
| | 008 SIMPLE EXCISION AND BIOPSY | 4 | \$1,634 | \$2,811 |
| | 009 COMPLEX SKIN REPAIRS INCL INTEGUMENT GRAFTS, TRANSFER & REARRAN | 1 | \$4,716 | \$3,441 |
| 02 | MUSCULOSKELETAL SYSTEM | 2,129 | \$3,235 | \$3,739 |
| | 021 COMPLEX MUSCULOSKELETAL PROCEDURES EXCLUDING HAND AND FOOT | 197 | \$3,359 | \$5,677 |
| | 022 SIMPLE MUSCULOSKELETAL PROCEDURES EXCLUDING HAND AND FOOT | 77 | \$3,319 | \$3,550 |
| | 023 COMPLEX HAND AND FOOT MUSCULOSKELETAL PROCEDURES | 66 | \$3,536 | \$4,293 |
| | 024 SIMPLE HAND AND FOOT MUSCULOSKELETAL PROCEDURES | 316 | \$1,881 | \$2,497 |
| | 025 ARTHROSCOPY | 1,234 | \$3,559 | \$4,162 |
| | 029 CLOSED TREATMENT FX & DISLOCATION EXC FINGER, TOE & TRUNK | 14 | \$2,035 | \$2,873 |
| | 030 OPEN OR PERCUTANEOUS TREATMENT OF FRACTURES | 194 | \$3,303 | \$4,697 |
| | 031 BONE OR JOINT MANIPULATION UNDER ANESTHESIA | 4 | \$1,981 | \$2,274 |
| | 032 BUNION PROCEDURES | 20 | \$2,527 | \$3,289 |
| | 033 ARTHROPLASTY | 4 | \$4,496 | \$5,262 |
| | 034 HAND AND FOOT TENOTOMY | 2 | \$1,472 | \$2,079 |
| | 035 ARTHROCENTESIS AND LIGAMENT OR TENDON INJECTION | 1 | \$1,411 | \$792 |
| 10 | NERVOUS SYSTEM | 95 | \$2,092 | \$1,539 |
| | 198 NERVE REPAIR AND DESTRUCTION | 95 | \$2,092 | \$2,246 |

SOURCE: Utah Ambulatory Surgery Database

Utah Health Data Committee/Office of Health Care Statistics

Reportable* excludes codes in the former "Other" category and CPT blood draw codes in previous reports.

AMB ST 1-6
UTAH HOSPITAL AND FREESTANDING AMBULATORY SURGERY CENTER (FASC) UTILIZATION AND CHARGE PROFILE OF OUTPATIENT SURGERY, 2005
NUMBER OF SELECTED AMBULATORY SURGERY PATIENT VISITS BY PATIENT PROFILE

307 The Orthopedic Specialty Hospital

| Patient Profile | Patient Visits | | Patient Visits-All Hospitals | |
|----------------------------|----------------|------|------------------------------|------|
| | (#) | (%) | (#) | (%) |
| GENDER | | | | |
| Female | 2,320 | 47.0 | 121,269 | 54.3 |
| Male | 2,618 | 53.0 | 101,991 | 45.7 |
| Unknown | 0 | 0.0 | 13 | 0.0 |
| Not Reported | 0 | 0.0 | 5 | 0.0 |
| AGE | | | | |
| 1-28 days | 0 | 0.0 | 469 | 0.2 |
| 29-365 days | 0 | 0.0 | 3,008 | 1.3 |
| 1-4 years | 0 | 0.0 | 10,999 | 4.9 |
| 5-9 | 7 | 0.1 | 6,321 | 2.8 |
| 10-14 | 89 | 1.8 | 4,532 | 2.0 |
| 15-17 | 268 | 5.4 | 4,858 | 2.2 |
| 18-19 | 153 | 3.1 | 3,511 | 1.6 |
| 20-24 | 376 | 7.6 | 10,616 | 4.8 |
| 25-29 | 393 | 8.0 | 12,207 | 5.5 |
| 30-34 | 329 | 6.7 | 11,660 | 5.2 |
| 35-39 | 425 | 8.6 | 11,852 | 5.3 |
| 40-44 | 451 | 9.1 | 14,382 | 6.4 |
| 45-49 | 555 | 11.2 | 17,465 | 7.8 |
| 50-54 | 561 | 11.4 | 24,332 | 10.9 |
| 55-59 | 491 | 9.9 | 20,472 | 9.2 |
| 60-64 | 343 | 6.9 | 17,241 | 7.7 |
| 65-69 | 212 | 4.3 | 15,102 | 6.8 |
| 70-74 | 131 | 2.7 | 12,741 | 5.7 |
| 75-79 | 86 | 1.7 | 10,692 | 4.8 |
| 80-84 | 48 | 1.0 | 6,850 | 3.1 |
| 85-89 | 18 | 0.4 | 3,124 | 1.4 |
| 90 + | 2 | 0.0 | 842 | 0.4 |
| Not Reported | 0 | 0.0 | 471 | 0.2 |
| SOURCE OF ADMISSION | | | | |
| Physician Referral | 4,935 | 99.9 | 197,732 | 88.6 |
| Clinic Referral | 0 | 0.0 | 511 | 0.2 |
| HMO Referral | 0 | 0.0 | 3,452 | 1.5 |
| Other Hospital | 2 | 0.0 | 121 | 0.1 |
| Skilled Nursing Facility | 1 | 0.0 | 19 | 0.0 |
| Other Health Care Facility | 0 | 0.0 | 36 | 0.0 |
| Emergency Room | 0 | 0.0 | 4,092 | 1.8 |
| Court/Law Enforcement | 0 | 0.0 | 0 | 0.0 |
| Unknown | 0 | 0.0 | 7 | 0.0 |
| Not Reported | 0 | 0.0 | 17,308 | 7.8 |

(Continued)

AMB ST 1-6
UTAH HOSPITAL AND FREESTANDING AMBULATORY SURGERY CENTER (FASC) UTILIZATION AND CHARGE PROFILE OF OUTPATIENT SURGERY, 2005
NUMBER OF SELECTED AMBULATORY SURGERY PATIENT VISITS BY PATIENT PROFILE

307 The Orthopedic Specialty Hospital

| Patient Profile | Patient Visits | | Patient Visits-All Hospitals | |
|---|----------------|------|------------------------------|------|
| | (#) | (%) | (#) | (%) |
| DISCHARGE STATUS | | | | |
| Home or Self Care | 4,910 | 99.4 | 222,736 | 99.8 |
| Another Hospital | 8 | 0.2 | 119 | 0.1 |
| Skilled Nursing Facility | 3 | 0.1 | 104 | 0.0 |
| Intermediate Care Facility | 0 | 0.0 | 9 | 0.0 |
| Another Type of Institution | 1 | 0.0 | 26 | 0.0 |
| Under Care of Home Service | 15 | 0.3 | 191 | 0.1 |
| Left Against Medical Advice | 0 | 0.0 | 24 | 0.0 |
| Under Care of Home IV Provider | 1 | 0.0 | 11 | 0.0 |
| Expired | 0 | 0.0 | 12 | 0.0 |
| Unknown | 0 | 0.0 | 46 | 0.0 |
| Not Reported | 0 | 0.0 | 0 | 0.0 |
| PRIMARY PAYER | | | | |
| Medicare | 479 | 9.7 | 49,290 | 22.1 |
| Medicaid | 79 | 1.6 | 14,728 | 6.6 |
| Other government | 134 | 2.7 | 5,443 | 2.4 |
| Blue Cross/Blue Shield | 652 | 13.2 | 29,900 | 13.4 |
| Other Commercial | 248 | 5.0 | 14,398 | 6.4 |
| Managed Care(HMO, PPO) | 2,816 | 57.0 | 101,684 | 45.5 |
| Self Pay | 29 | 0.6 | 2,175 | 1.0 |
| Industrial & Worker Comp | 455 | 9.2 | 4,017 | 1.8 |
| Charity and Unclassified | 0 | 0.0 | 206 | 0.1 |
| Childrens Health Insurance | 34 | 0.7 | 197 | 0.1 |
| Unknown | 12 | 0.2 | 1,148 | 0.5 |
| Not Reported | 0 | 0.0 | 92 | 0.0 |
| LOCAL HEALTH DISTRICT OF PATIENT RESIDENCE | | | | |
| Bear River | 49 | 1.0 | 15,256 | 6.8 |
| Central Utah | 31 | 0.6 | 8,217 | 3.7 |
| Davis County | 294 | 6.0 | 22,608 | 10.1 |
| Salt Lake County | 3,631 | 73.5 | 78,843 | 35.3 |
| Southeastern Utah | 36 | 0.7 | 5,233 | 2.3 |
| Southwest Utah | 50 | 1.0 | 12,333 | 5.5 |
| Summit County | 247 | 5.0 | 3,135 | 1.4 |
| Tooele County | 78 | 1.6 | 4,296 | 1.9 |
| Tri-County | 10 | 0.2 | 5,769 | 2.6 |
| Utah County | 209 | 4.2 | 35,901 | 16.1 |
| Wasatch County | 34 | 0.7 | 1,724 | 0.8 |
| Weber County | 82 | 1.7 | 20,598 | 9.2 |
| Unknown Utah | 1 | 0.0 | 49 | 0.0 |
| Outside Utah | 183 | 3.7 | 9,153 | 4.1 |
| Unknown, Not Reported | 3 | 0.1 | 163 | 0.1 |

SOURCE: Utah Ambulatory Surgery Database,
Utah Health Data Committee/Office of Health Care Statistics.

AMB ST 1-1
UTAH HOSPITAL AND FREESTANDING AMBULATORY SURGERY CENTER (FASC) UTILIZATION AND CHARGE PROFILE OF OUTPATIENT SURGERY, 2005
NUMBER OF CPT-4 AND ICD-9 REPORTABLE* PROCEDURES BY SELECTED AMBULATORY SURGERY REPORTING CATEGORY

144 Timpanogos Regional Hospital

| | Procedures Performed | | Procedures Performed-All Hospitals | |
|--|----------------------|-------|------------------------------------|-------|
| | (#) | (%) | (#) | (%) |
| Reporting Category(ICD-9-CM CODES) | 6,363 | 100.0 | 319,528 | 100.0 |
| Mastectomy (85.0-85.99) | 179 | 2.8 | 7,251 | 2.3 |
| Musculoskeletal (76.0-84.99) | 976 | 15.3 | 62,442 | 19.5 |
| Respiratory (30.0-34.99) | 26 | 0.4 | 3,352 | 1.0 |
| Cardiovascular (35.0-39.99) | 242 | 3.8 | 16,471 | 5.2 |
| Lymphatic/Hemetic (40.0-41.99) | 19 | 0.3 | 2,955 | 0.9 |
| Digestive System (42.0-54.99) | 2,082 | 32.7 | 105,537 | 33.0 |
| Urinary (55.0-59.99) | 56 | 0.9 | 8,250 | 2.6 |
| Male Genital (60.0-64.99) | 33 | 0.5 | 3,729 | 1.2 |
| Female Genital (65.0-71.99) | 359 | 5.6 | 14,736 | 4.6 |
| Endocrine/Nervous (01.0-07.99) | 1,511 | 23.7 | 30,031 | 9.4 |
| Eye (08.0-16.99) | 344 | 5.4 | 19,655 | 6.2 |
| Ear (18.0-20.99) | 322 | 5.1 | 15,107 | 4.7 |
| Nose, Mouth, Pharynx (21.0-29.99) | 214 | 3.4 | 30,012 | 9.4 |
| Reporting Category(CPT-4 CODES) | 6,458 | 100.0 | 307,031 | 100.0 |
| Mastectomy (19120-19220) | 37 | 0.6 | 3,138 | 1.0 |
| Musculoskeletal (20000-29909) | 1,041 | 16.1 | 61,634 | 20.1 |
| Respiratory (30000-32999 & 39501-39599) | 87 | 1.3 | 13,104 | 4.3 |
| Cardiovascular (33010-37799 & 93501-93660) | 787 | 12.2 | 37,099 | 12.1 |
| Lymphatic/Hemetic (38100-38999) | 16 | 0.2 | 2,706 | 0.9 |
| Digestive (40490-49999) | 2,097 | 32.5 | 114,818 | 37.4 |
| Urinary (50010-53899) | 173 | 2.7 | 8,591 | 2.8 |
| Male Genital (54000-55899) | 34 | 0.5 | 3,154 | 1.0 |
| Female Genital (56405-58999) | 288 | 4.5 | 11,166 | 3.6 |
| Endocrine/Nervous (60000-64999) | 1,556 | 24.1 | 31,549 | 10.3 |
| Eye (65091-68899) | 183 | 2.8 | 11,740 | 3.8 |
| Ear (69000-69979) | 159 | 2.5 | 8,332 | 2.7 |

SOURCE: Utah Ambulatory Surgery Database

Utah Health Data Committee/Office of Health Care Statistics.

Reportable* excludes codes in the former "Other" category and CPT blood draw codes in previous reports.

AMB ST 1-2
UTAH HOSPITAL AND FREESTANDING AMBULATORY SURGERY CENTER (FASC) UTILIZATION AND CHARGE PROFILE OF OUTPATIENT SURGERY, 2005
MOST COMMONLY PERFORMED CPT-4 AND ICD-9 REPORTABLE* PROCEDURES

144 Timpanogos Regional Hospital

| ICD-9 CODE | ICD-9 DESCRIPTION | # | % | % ALL Hospitals |
|----------------------|-------------------------------------|-------|-------|-----------------|
| All ICD-9 Procedures | | 6,363 | 100.0 | 100.0 |
| 0391 | INJECTION ANES-SPINAL CANAL ANALG | 604 | 9.5 | 2.49 |
| 0392 | INJECTION OTH AGT INTO SPINAL CANAL | 602 | 9.5 | 3.15 |
| 4523 | COLONOSCOPY | 556 | 8.7 | 7.33 |
| 4516 | EGD W/CLOS BX | 340 | 5.3 | 5.33 |
| 2001 | MYRINGOTOMY WITH INSERTION OF TUBE | 308 | 4.8 | 3.86 |
| 4513 | OTHER ENDOSCOPY OF SMALL INTESTINE | 255 | 4.0 | 2.02 |
| 4542 | ENDO POLYPECTOMY LARGE INTESTINE | 185 | 2.9 | 3.85 |
| 5123 | LAPAROSCOPIC CHOLECYSTECTOMY | 119 | 1.9 | 1.93 |
| 0443 | RELEASE OF CARPAL TUNNEL | 112 | 1.8 | 1.13 |
| 4292 | DILATION OF ESOPHAGUS | 103 | 1.6 | 1.37 |
| 4525 | CLOS [ENDO] BX LARGE INTESTINE | 94 | 1.5 | 2.58 |
| 806 | EXCISION SEMILUNAR CARTILAGE KNEE | 94 | 1.5 | 1.77 |
| 8192 | INJ THERAPEUTIC SBSTNC IN JNT/LIG | 80 | 1.3 | 0.46 |
| 1371 | INSRT IOL-CATARACT EXTRACT-1 STAGE | 66 | 1.0 | 1.42 |
| 1341 | PHACOEMULSIFICATION&ASPIR CATARACT | 65 | 1.0 | 1.43 |
| 3722 | LEFT HEART CARDIAC CATHETERIZATION | 61 | 1.0 | 1.11 |
| 283 | TONSILLECTOMY WITH ADENOIDECTOMY | 56 | 0.9 | 1.73 |
| 4836 | [ENDOSCOPIC] POLYPECTOMY OF RECTUM | 56 | 0.9 | 1.17 |
| 8147 | OTHER REPAIR OF KNEE | 48 | 0.8 | 0.65 |
| 0887 | UPPER EYELID RHYTIDECTOMY | 47 | 0.7 | 0.11 |

| CPT-4 CODE | CPT-4 DESCRIPTION | # | % | % ALL Hospitals |
|----------------------|----------------------------------|-------|-------|-----------------|
| All CPT-4 Procedures | | 6,458 | 100.0 | 100.0 |
| 45378 | COLONOSCOPY FLEX; DX-SEP PROC | 531 | 8.2 | 7.15 |
| 64484 | INJ ANES EPIDURL; LUMB/SAC-EA AD | 372 | 5.8 | 0.53 |
| 43239 | UGI ENDO; W/BX 1/MX | 339 | 5.2 | 5.40 |
| 64483 | INJ ANES EPIDURL; LUMB/SAC 1 LEV | 291 | 4.5 | 1.04 |
| 62311 | INJ 1 NOT NEUROLYTIC-EPID; LUMB/ | 227 | 3.5 | 1.69 |
| 45380 | COLONOSCOPY FLEX; W/BX 1/MX | 201 | 3.1 | 5.50 |
| 43235 | UGI ENDO; DX W/VO CLCT SPECMN-SP | 188 | 2.9 | 1.34 |
| 69436 | TYMPANOSTOMY GENERAL ANESTHESIA | 155 | 2.4 | 2.08 |
| 45385 | COLONOSCOPY FLEX; W/REMV LES-SNA | 108 | 1.7 | 1.80 |
| 47563 | LAPARSCPY SURG; CHOLECT W/CHOLAN | 108 | 1.7 | 1.24 |
| 43249 | UGI ENDO; W/BALLOON DILAT ESOPHA | 99 | 1.5 | 0.89 |
| 64476 | INJ ANES FACET JT; LUMB/SAC-EA A | 86 | 1.3 | 0.72 |
| 93510 | LT HRT CATH RETRO-BRACH/FEM; PER | 82 | 1.3 | 1.12 |
| 29881 | SCOPE KNEE SURG;W/MENISCECT MED/ | 75 | 1.2 | 1.52 |
| 93545 | INJ PROC-CATH; SELECT CORONRY AN | 75 | 1.2 | 1.40 |
| 62310 | INJ 1 NOT NEUROLYTIC-EPID;CERV/T | 72 | 1.1 | 0.36 |
| 93543 | INJ PROC-CATH; LT VENT/ATRIAL AN | 72 | 1.1 | 1.32 |
| 20610 | ARTHROCENTESIS ASPIR&/INJ; MAJ J | 71 | 1.1 | 0.38 |
| 29848 | ENDO WRST SURG REL TRNS CARP LIG | 69 | 1.1 | 0.33 |
| 93555 | IMAG SUPERVS I&R-CATH; VENT/ATRI | 68 | 1.1 | 1.16 |

SOURCE: Utah Ambulatory Surgery Database

Utah Health Data Committee/Office of Health Care Statistics

Reportable* excludes codes in the former "Other" category and CPT4 blood draw codes in previous reports.

AMB ST 1-3

UTAH HOSPITAL AND FREESTANDING AMBULATORY SURGERY CENTER (FASC) UTILIZATION AND CHARGE PROFILE OF OUTPATIENT SURGERY, 2005
 AVERAGE TOTAL CHARGES FOR MOST COMMONLY PERFORMED CPT-4 AND ICD-9 REPORTABLE* PROCEDURES, SINGLE ICD-9 OR CPT-4 ONLY

144 Timpanogos Regional Hospital

| ICD-9 CODE | ICD-9 DESCRIPTION | # | AVE TOT CHRG | AVE TOT CHRG(ALL Hospitals) |
|------------------|-------------------------------------|-------|--------------|------------------------------|
| ICD-9 Procedures | | 2,865 | \$4,374 | \$2,879 |
| 4523 | COLONOSCOPY | 455 | \$1,489 | \$903 |
| 4516 | EGD W/CLOS BX | 215 | \$1,792 | \$1,210 |
| 4513 | OTHER ENDOSCOPY OF SMALL INTESTINE | 156 | \$1,562 | \$1,077 |
| 4542 | ENDO POLYPECTOMY LARGE INTESTINE | 141 | \$1,944 | \$1,238 |
| 5123 | LAPAROSCOPIC CHOLECYSTECTOMY | 94 | \$8,329 | \$5,675 |
| 4525 | CLOS [ENDO] BX LARGE INTESTINE | 76 | \$1,928 | \$1,300 |
| 0443 | RELEASE OF CARPAL TUNNEL | 70 | \$3,361 | \$1,948 |
| 8192 | INJ THERAPEUTIC SBSTNC IN JNT/LIG | 69 | \$1,019 | \$902 |
| 3722 | LEFT HEART CARDIAC CATHETERIZATION | 61 | \$8,221 | \$6,068 |
| 283 | TONSILLECTOMY WITH ADENOIDECTOMY | 55 | \$3,051 | \$1,976 |
| 4701 | LAPAROSCOPIC APPENDECTOMY | 42 | \$11,497 | \$7,458 |
| 806 | EXCISION SEMILUNAR CARTILAGE KNEE | 39 | \$5,619 | \$3,682 |
| 6952 | ASPIRATION CURET FOLLOWING DELIV/AB | 38 | \$3,071 | \$2,176 |
| 3893 | VENOUS CATHETERIZATION NEC | 35 | \$2,532 | \$2,942 |
| 8051 | EXCISION OF INTERVERTEBRAL DISC | 34 | \$8,191 | \$7,507 |
| 6902 | DILATION&CURET FOLLOWING DELIV/AB | 32 | \$3,211 | \$2,542 |
| 8511 | CLOSED BIOPSY OF BREAST | 29 | \$2,852 | \$1,054 |
| 0331 | SPINAL TAP | 28 | \$2,663 | \$1,802 |
| 6823 | ENDOMETRIAL ABLATION | 28 | \$6,440 | \$4,658 |
| 8221 | EXCISION LESION TENDON SHEATH HAND | 28 | \$3,219 | \$2,062 |

| CPT-4 CODE | CPT-4 DESCRIPTION | # | AVE TOT CHRG | AVE TOT CHRG(ALL Hospitals) |
|------------------|----------------------------------|-------|--------------|------------------------------|
| CPT-4 Procedures | | 3,355 | \$3,578 | \$2,664 |
| 45378 | COLONOSCOPY FLEX; DX-SEP PROC | 432 | \$1,490 | \$907 |
| 43239 | UGI ENDO; W/BX 1/MX | 215 | \$1,800 | \$1,205 |
| 45380 | COLONOSCOPY FLEX; W/BX 1/MX | 156 | \$1,877 | \$1,227 |
| 43235 | UGI ENDO; DX W/WO CLCT SPECMN-SP | 151 | \$1,573 | \$1,012 |
| 69436 | TYMPANOSTOMY GENERAL ANESTHESIA | 134 | \$2,662 | \$1,069 |
| 62311 | INJ 1 NOT NEUROLYTIC-EPID; LUMB/ | 108 | \$1,399 | \$941 |
| 47563 | LAPARSCPY SURG; CHOLECT W/CHOLAN | 87 | \$8,354 | \$5,930 |
| 45385 | COLONOSCOPY FLEX; W/REMV LES-SNA | 80 | \$1,845 | \$1,353 |
| 29848 | ENDO WRST SURG REL TRNS CARP LIG | 64 | \$3,533 | \$2,203 |
| 66984 | EXTRACAPSULAR CATARACT REMV IOL | 61 | \$4,887 | \$2,926 |
| 29881 | SCOPE KNEE SURG;W/MENISCECT MED/ | 59 | \$5,523 | \$3,661 |
| 20610 | ARTHROCENTESIS ASPIR&/INJ; MAJ J | 57 | \$823 | \$822 |
| 62310 | INJ 1 NOT NEUROLYTIC-EPID;CERV/T | 55 | \$1,545 | \$1,017 |
| 50590 | LITHOTRIPSY XTRACORP SHOCK WAVE | 54 | \$8,738 | \$7,665 |
| 51600 | INJ PROC-CYSTOGRAPHY | 54 | \$1,246 | \$987 |
| 43249 | UGI ENDO; W/BALLOON DILAT ESOPHA | 51 | \$2,175 | \$1,471 |
| 42820 | T&A; UNDER AGE 12 | 48 | \$2,988 | \$1,897 |
| 64483 | INJ ANES EPIDURL; LUMB/SAC 1 LEV | 48 | \$1,541 | \$1,123 |
| 44970 | LAPAROSCOPY SURGICAL APPENDECTOM | 43 | \$11,547 | \$7,429 |
| 58662 | LAP SURG; W/FULG/EXCIS LES-OVARY | 35 | \$5,720 | \$4,310 |

SOURCE: Utah Ambulatory Surgery Database
 Reportable* excludes codes in the former "Other" category and CPT4 blood draw codes in previous reports.

AMB ST 1-4
UTAH HOSPITAL AND FREESTANDING AMBULATORY SURGERY CENTER (FASC) UTILIZATION AND CHARGE PROFILE OF OUTPATIENT SURGERY, 2005
PROCEDURE APG CATEGORY, PROCEDURE APG, BASED ON REPORTABLE* CPT-4 PROCEDURES

144 Timpanogos Regional Hospital

| Procedure APG category | | TOTAL # | TOTAL # (ALL Hospitals) |
|------------------------|---|---------|-------------------------|
| Procedure APG | | | |
| 01 | INTEGUMENTARY SYSTEM | 159 | 9,625 |
| | 002 SUPERFICIAL NEEDLE BIOPSY AND ASPIRATION | 46 | 2,764 |
| | 003 COMPLEX INCISION AND DRAINAGE | 3 | 93 |
| | 004 SIMPLE INCISION AND DRAINAGE | 1 | 36 |
| | 007 COMPLEX EXCISION, BIOPSY AND DEBRIDEMENT | 10 | 1,172 |
| | 008 SIMPLE EXCISION AND BIOPSY | 15 | 975 |
| | 009 COMPLEX SKIN REPAIRS INCL INTEGUMENT GRAFTS, TRANSFER & REARRANGE | 47 | 1,274 |
| | 011 SIMPLE INCISION AND EXCISION OF BREAST | 29 | 2,672 |
| | 012 BREAST RECONSTRUCTION AND MASTECTOMY | 8 | 461 |
| 02 | MUSCULOSKELETAL SYSTEM | 941 | 55,271 |
| | 021 COMPLEX MUSCULOSKELETAL PROCEDURES EXCLUDING HAND AND FOOT | 81 | 6,574 |
| | 022 SIMPLE MUSCULOSKELETAL PROCEDURES EXCLUDING HAND AND FOOT | 20 | 2,116 |
| | 023 COMPLEX HAND AND FOOT MUSCULOSKELETAL PROCEDURES | 35 | 1,982 |
| | 024 SIMPLE HAND AND FOOT MUSCULOSKELETAL PROCEDURES | 167 | 11,501 |
| | 025 ARTHROSCOPY | 382 | 23,586 |
| | 027 SPLINT, STRAPPING AND CAST REMOVAL | 1 | 103 |
| | 029 CLOSED TREATMENT FX & DISLOCATION EXC FINGER, TOE & TRUNK | 20 | 610 |
| | 030 OPEN OR PERCUTANEOUS TREATMENT OF FRACTURES | 104 | 4,047 |
| | 031 BONE OR JOINT MANIPULATION UNDER ANESTHESIA | 15 | 429 |
| | 032 BUNION PROCEDURES | 27 | 1,497 |
| | 033 ARTHROPLASTY | 4 | 534 |
| | 034 HAND AND FOOT TENOTOMY | 8 | 275 |
| | 035 ARTHROCENTESIS AND LIGAMENT OR TENDON INJECTION | 77 | 1,881 |
| 03 | RESPIRATORY SYSTEM | 42 | 7,516 |
| | 052 NEEDLE AND CATHETER BIOPSY, ASPIRATION, LAVAGE AND INTUBATION | 5 | 721 |
| | 053 COMPLEX ENDOSCOPY OF THE UPPER AIRWAY | 19 | 4,668 |
| | 054 SIMPLE ENDOSCOPY OF THE UPPER AIRWAY | 1 | 343 |
| | 055 ENDOSCOPY OF THE LOWER AIRWAY | 17 | 1,784 |
| 04 | CARDIOVASCULAR SYSTEM | 547 | 31,224 |
| | 075 PLACEMENT OF TRANSVENOUS CATHETERS | 3 | 67 |
| | 076 DIAGNOSTIC CARDIAC CATHETERIZATION | 429 | 22,437 |
| | 077 ANGIOPLASTY AND TRANSCATHETER PROCEDURES | 85 | 2,087 |
| | 079 REMOVAL AND REVISION OF PACEMAKER AND VASCULAR DEVICE | 8 | 844 |
| | 080 MINOR VASCULAR REPAIR AND FISTULA CONSTRUCTION | 5 | 743 |
| | 081 SECONDARY VARICOSE VEINS AND VASCULAR INJECTION | 4 | 415 |
| | 082 VASCULAR LIGATION | 12 | 540 |
| | 083 RESUSCITATION AND CARADIOVERSION | 1 | 15 |
| 05 | HEMATOLOGIC, LYMPHATIC, AND ENDOCRINE | 21 | 2,858 |
| | 094 BLOOD AND BLOOD PRODUCT EXCHANGE | 1 | 119 |
| | 095 DEEP LYMPH STRUCTURE AND THYROID PROCEDURES | 18 | 1,920 |
| | 097 TRANSFUSION | 2 | 808 |
| 06 | DIGESTIVE SYSTEM | 2,076 | 103,000 |
| | 113 ANOSCOPY WITH BIOPSY AND DIAGNOSTIC PROCTOSIGMOIDOSCOPY | 21 | 683 |
| | 114 PROCTOSIGMOIDOSCOPY WITH EXCISION OR BIOPSY | 7 | 445 |
| | 115 DIAGNOSTIC UPPER GI ENDOSCOPY OR INTUBATION | 529 | 20,979 |
| | 116 THERAPEUTIC UPPER GI ENDOSCOPY OR INTUBATION | 128 | 5,802 |

AMB ST 1-4

UTAH HOSPITAL AND FREESTANDING AMBULATORY SURGERY CENTER (FASC) UTILIZATION AND CHARGE PROFILE OF OUTPATIENT SURGERY, 2005
 PROCEDURE APG CATEGORY, PROCEDURE APG, BASED ON REPORTABLE* CPT-4 PROCEDURES

144 Timpanogos Regional Hospital

| procedure APG category | procedure APG | TOTAL # | TOTAL # (ALL Hospitals) |
|------------------------|--|---------|-------------------------|
| | 117 LOWER GASTROINTESTINAL ENDOSCOPY | 869 | 47,252 |
| | 118 ERCP AND MISCELLANEOUS GI ENDOSCOPY PROCEDURES | 34 | 1,917 |
| | 119 HERNIA AND HYDROCELE PROCEDURES | 86 | 7,107 |
| | 120 COMPLEX ANAL AND RECTAL PROCEDURES | 9 | 966 |
| | 121 SIMPLE ANAL AND RECTAL PROCEDURES | 1 | 565 |
| | 122 MISCELLANEOUS ABDOMINAL PROCEDURES | 6 | 490 |
| | 123 COMPLEX LAPAROSCOPIC PROCEDURES | 382 | 14,888 |
| | 124 SIMPLE LAPAROSCOPIC PROCEDURES | 4 | 244 |
| 07 | URINARY SYSTEM | 108 | 7,371 |
| | 131 RENAL EXTRACORPOREAL SHOCK WAVE LITHOTRIPSY | 56 | 766 |
| | 133 URINARY CATHETERIZATION AND DILATATION | 2 | 399 |
| | 134 COMPLEX CYSTOURETHROSCOPY AND LITHOLAPAXY | 23 | 3,433 |
| | 135 MODERATE CYSTOURETHROSCOPY | 19 | 1,850 |
| | 136 SIMPLE CYSTOURETHROSCOPY | 6 | 617 |
| | 137 COMPLEX URETHRAL PROCEDURES | 1 | 156 |
| | 138 SIMPLE URETHRAL PROCEDURES | 1 | 149 |
| 08 | MALE GENITAL SYSTEM | 26 | 2,798 |
| | 151 TESTICULAR AND EPIDIDYMAL PROCEDURES | 10 | 1,409 |
| | 153 COMPLEX PENILE PROCEDURES | 1 | 415 |
| | 154 SIMPLE PENILE PROCEDURES | 8 | 711 |
| | 155 PROSTATE NEEDLE AND PUNCH BIOPSY | 7 | 178 |
| 09 | FEMALE GENITAL SYSTEM | 124 | 6,527 |
| | 176 COMPLEX FEMALE REPRODUCTIVE PROCEDURES | 44 | 1,506 |
| | 177 SIMPLE FEMALE REPRODUCTIVE PROCEDURES | 37 | 1,484 |
| | 178 DILATION AND CURETTAGE | 9 | 663 |
| | 179 HYSTEROSCOPY | 29 | 2,678 |
| | 180 COLPOSCOPY | 5 | 196 |
| 10 | NERVOUS SYSTEM | 1,431 | 27,778 |
| | 195 NERVOUS SYSTEM INJECTIONS, STIMULATIONS OR CRANIAL TAP | 1,256 | 21,371 |
| | 196 REVISION AND REMOVAL OF NEUROLOGICAL DEVICE | 9 | 229 |
| | 197 NEUROSTIMULATOR AND VENTRICULAR SHUNT IMPLANTATION | 67 | 776 |
| | 198 NERVE REPAIR AND DESTRUCTION | 71 | 4,700 |
| | 199 SPINAL TAP | 28 | 702 |
| 11 | EYE AND OCULAR ADNEXA | 181 | 11,487 |
| | 211 MINOR OPHTHALMOLOGICAL TESTS AND PROCEDURES | 1 | 26 |
| | 214 CATARACT PROCEDURES | 68 | 4,675 |
| | 215 COMPLEX ANTERIOR SEGMENT EYE PROCEDURES | 7 | 528 |
| | 216 MODERATE ANTERIOR SEGMENT EYE PROCEDURES | 7 | 322 |
| | 217 SIMPLE ANTERIOR SEGMENT EYE PROCEDURES | 3 | 201 |
| | 219 SIMPLE POSTERIOR SEGMENT EYE PROCEDURES | 1 | 434 |
| | 220 STRABISMUS AND MUSCLE EYE PROCEDURES | 16 | 905 |
| | 221 COMPLEX REPAIR AND PLASTIC PROCEDURES OF EYE | 50 | 787 |
| | 222 SIMPLE REPAIR AND PLASTIC PROCEDURES OF EYE | 27 | 630 |
| | 223 VITRECTOMY | 1 | 1,675 |
| 12 | FACIAL, EAR, NOSE, MOUTH AND THROAT | 327 | 28,941 |
| | 233 NASAL CAUTERIZATION AND PACKING | 2 | 204 |

AMB ST 1-4
UTAH HOSPITAL AND FREESTANDING AMBULATORY SURGERY CENTER (FASC) UTILIZATION AND CHARGE PROFILE OF OUTPATIENT SURGERY, 2005
PROCEDURE APG CATEGORY, PROCEDURE APG, BASED ON REPORTABLE* CPT-4 PROCEDURES

144 Timpanogos Regional Hospital

| procedure APG category | | TOTAL # | TOTAL # (ALL Hospitals) |
|------------------------|---|---------|-------------------------|
| procedure APG | | | |
| | 234 COMPLEX FACIAL AND ENT PROCEDURES | 38 | 5,313 |
| | 235 SIMPLE FACIAL AND ENT PROCEDURES | 188 | 14,825 |
| | 236 TONSIL AND ADENOID PROCEDURES | 99 | 8,558 |
| 13 | THERAPEUTIC AND OTHER RADIOLOGICAL PROCEDURES | 334 | 3,489 |
| | 253 VASCULAR RADIOLOGY EXCEPT FOR VENOGRAPHY OF EXTREMITY | 165 | 1,503 |
| | 254 MYELOGRAPHY | 42 | 307 |
| | 255 MISCELLANEOUS RADIOLOGICAL PROCEDURES WITH CONTRAST | 127 | 1,673 |

SOURCE: Utah Ambulatory Surgery Database

Utah Health Data Committee/Office of Health Care Statistics

Reportable* excludes codes in the former "Other" category and CPT blood draw codes in previous reports.

AMB ST 1-5
UTAH HOSPITAL AND FREESTANDING AMBULATORY SURGERY CENTER (FASC) UTILIZATION AND CHARGE PROFILE OF OUTPATIENT SURGERY, 2005
PROCEDURE APG CATEGORY, PROCEDURE APG, SINGLE APG ONLY
BASED ON REPORTABLE* CPT-4 PROCEDURES

144 Timpanogos Regional Hospital

| Procedure APG category | Procedure APG | TOTAL # | AVE TOT CHR | AVE TOT CHR(ALL Hospitals) |
|------------------------|---|---------|-------------|-----------------------------|
| 01 | INTEGUMENTARY SYSTEM | 133 | \$3,322 | \$2,720 |
| | 002 SUPERFICIAL NEEDLE BIOPSY AND ASPIRATION | 42 | \$2,175 | \$2,110 |
| | 003 COMPLEX INCISION AND DRAINAGE | 2 | \$4,732 | \$3,617 |
| | 004 SIMPLE INCISION AND DRAINAGE | 1 | \$4,254 | \$2,404 |
| | 007 COMPLEX EXCISION, BIOPSY AND DEBRIDEMENT | 7 | \$3,082 | \$2,947 |
| | 008 SIMPLE EXCISION AND BIOPSY | 11 | \$2,767 | \$2,811 |
| | 009 COMPLEX SKIN REPAIRS INCL INTEGUMENT GRAFTS, TRANSFER & REARRAN | 43 | \$3,261 | \$3,441 |
| | 011 SIMPLE INCISION AND EXCISION OF BREAST | 21 | \$4,848 | \$2,717 |
| | 012 BREAST RECONSTRUCTION AND MASTECTOMY | 6 | \$7,115 | \$4,527 |
| 02 | MUSCULOSKELETAL SYSTEM | 578 | \$4,905 | \$3,739 |
| | 021 COMPLEX MUSCULOSKELETAL PROCEDURES EXCLUDING HAND AND FOOT | 61 | \$6,917 | \$5,677 |
| | 022 SIMPLE MUSCULOSKELETAL PROCEDURES EXCLUDING HAND AND FOOT | 14 | \$9,920 | \$3,550 |
| | 023 COMPLEX HAND AND FOOT MUSCULOSKELETAL PROCEDURES | 18 | \$4,565 | \$4,293 |
| | 024 SIMPLE HAND AND FOOT MUSCULOSKELETAL PROCEDURES | 103 | \$3,522 | \$2,497 |
| | 025 ARTHROSCOPY | 204 | \$5,535 | \$4,162 |
| | 027 SPLINT, STRAPPING AND CAST REMOVAL | 1 | \$822 | \$1,088 |
| | 029 CLOSED TREATMENT FX & DISLOCATION EXC FINGER, TOE & TRUNK | 17 | \$3,570 | \$2,873 |
| | 030 OPEN OR PERCUTANEOUS TREATMENT OF FRACTURES | 74 | \$5,968 | \$4,697 |
| | 031 BONE OR JOINT MANIPULATION UNDER ANESTHESIA | 8 | \$2,844 | \$2,274 |
| | 032 BUNION PROCEDURES | 14 | \$6,381 | \$3,289 |
| | 033 ARTHROPLASTY | 3 | \$10,536 | \$5,262 |
| | 034 HAND AND FOOT TENOTOMY | 1 | \$4,038 | \$2,079 |
| | 035 ARTHROCENTESIS AND LIGAMENT OR TENDON INJECTION | 60 | \$822 | \$792 |
| 03 | RESPIRATORY SYSTEM | 20 | \$3,697 | \$1,861 |
| | 052 NEEDLE AND CATHETER BIOPSY, ASPIRATION, LAVAGE AND INTUBATION | 5 | \$1,979 | \$1,117 |
| | 053 COMPLEX ENDOSCOPY OF THE UPPER AIRWAY | 4 | \$4,364 | \$3,101 |
| | 055 ENDOSCOPY OF THE LOWER AIRWAY | 11 | \$4,236 | \$2,026 |
| 04 | CARDIOVASCULAR SYSTEM | 24 | \$5,537 | \$11,714 |
| | 075 PLACEMENT OF TRANSVENOUS CATHETERS | 1 | \$5,037 | \$16,552 |
| | 076 DIAGNOSTIC CARDIAC CATHETERIZATION | 1 | \$4,584 | \$7,275 |
| | 077 ANGIOPLASTY AND TRANSCATHETER PROCEDURES | 10 | \$6,884 | \$18,442 |
| | 079 REMOVAL AND REVISION OF PACEMAKER AND VASCULAR DEVICE | 5 | \$1,827 | \$7,717 |
| | 080 MINOR VASCULAR REPAIR AND FISTULA CONSTRUCTION | 1 | \$8,210 | \$4,543 |
| | 081 SECONDARY VARICOSE VEINS AND VASCULAR INJECTION | 1 | \$4,169 | \$12,911 |
| | 082 VASCULAR LIGATION | 5 | \$6,584 | \$4,974 |
| 05 | HEMATOLOGIC, LYMPHATIC, AND ENDOCRINE | 15 | \$5,883 | \$4,419 |
| | 095 DEEP LYMPH STRUCTURE AND THYROID PROCEDURES | 13 | \$6,358 | \$4,406 |
| | 097 TRANSFUSION | 2 | \$2,802 | \$2,478 |
| 06 | DIGESTIVE SYSTEM | 1,459 | \$2,935 | \$1,962 |
| | 113 ANOSCOPY WITH BIOPSY AND DIAGNOSTIC PROCTOSIGMOIDOSCOPY | 18 | \$665 | \$984 |
| | 114 PROCTOSIGMOIDOSCOPY WITH EXCISION OR BIOPSY | 5 | \$1,460 | \$1,169 |
| | 115 DIAGNOSTIC UPPER GI ENDOSCOPY OR INTUBATION | 368 | \$1,704 | \$1,165 |
| | 116 THERAPEUTIC UPPER GI ENDOSCOPY OR INTUBATION | 67 | \$2,143 | \$1,658 |
| | 117 LOWER GASTROINTESTINAL ENDOSCOPY | 689 | \$1,630 | \$1,067 |
| | 118 ERCP AND MISCELLANEOUS GI ENDOSCOPY PROCEDURES | 8 | \$4,559 | \$3,503 |

AMB ST 1-5
UTAH HOSPITAL AND FREESTANDING AMBULATORY SURGERY CENTER (FASC) UTILIZATION AND CHARGE PROFILE OF OUTPATIENT SURGERY, 2005
PROCEDURE APG CATEGORY, PROCEDURE APG, SINGLE APG ONLY
BASED ON REPORTABLE* CPT-4 PROCEDURES

144 Timpanogos Regional Hospital

| procedure APG category | | | | |
|------------------------|--|---------|-------------|-----------------------------|
| Procedure APG | | TOTAL # | AVE TOT CHR | AVE TOT CHR(ALL Hospitals) |
| 119 | HERNIA AND HYDROCELE PROCEDURES | 32 | \$5,318 | \$3,280 |
| 120 | COMPLEX ANAL AND RECTAL PROCEDURES | 4 | \$4,962 | \$2,685 |
| 121 | SIMPLE ANAL AND RECTAL PROCEDURES | 1 | \$2,603 | \$1,870 |
| 122 | MISCELLANEOUS ABDOMINAL PROCEDURES | 5 | \$2,717 | \$2,977 |
| 123 | COMPLEX LAPAROSCOPIC PROCEDURES | 259 | \$8,103 | \$5,679 |
| 124 | SIMPLE LAPAROSCOPIC PROCEDURES | 3 | \$9,287 | \$9,924 |
| 07 | URINARY SYSTEM | 87 | \$7,530 | \$4,153 |
| 131 | RENAL EXTRACORPOREAL SHOCK WAVE LITHOTRIPSY | 54 | \$8,738 | \$7,665 |
| 133 | URINARY CATHETERIZATION AND DILATATION | 2 | \$2,906 | \$3,375 |
| 134 | COMPLEX CYSTOURETHROSCOPY AND LITHOLAPAXY | 12 | \$7,533 | \$4,141 |
| 135 | MODERATE CYSTOURETHROSCOPY | 13 | \$4,424 | \$3,140 |
| 136 | SIMPLE CYSTOURETHROSCOPY | 4 | \$3,617 | \$2,217 |
| 137 | COMPLEX URETHRAL PROCEDURES | 1 | \$12,957 | \$4,424 |
| 138 | SIMPLE URETHRAL PROCEDURES | 1 | \$2,077 | \$1,708 |
| 08 | MALE GENITAL SYSTEM | 21 | \$2,763 | \$3,036 |
| 151 | TESTICULAR AND EPIDIDYMAL PROCEDURES | 7 | \$3,834 | \$2,586 |
| 154 | SIMPLE PENILE PROCEDURES | 7 | \$2,863 | \$1,905 |
| 155 | PROSTATE NEEDLE AND PUNCH BIOPSY | 7 | \$1,591 | \$3,040 |
| 09 | FEMALE GENITAL SYSTEM | 78 | \$5,049 | \$3,633 |
| 176 | COMPLEX FEMALE REPRODUCTIVE PROCEDURES | 32 | \$6,532 | \$4,657 |
| 177 | SIMPLE FEMALE REPRODUCTIVE PROCEDURES | 16 | \$3,227 | \$2,716 |
| 178 | DILATION AND CURETTAGE | 6 | \$3,194 | \$2,156 |
| 179 | HYSTEROSCOPY | 21 | \$4,911 | \$4,046 |
| 180 | COLPOSCOPY | 3 | \$3,622 | \$1,802 |
| 10 | NERVOUS SYSTEM | 323 | \$2,376 | \$1,539 |
| 195 | NERVOUS SYSTEM INJECTIONS, STIMULATIONS OR CRANIAL TAP | 254 | \$1,455 | \$994 |
| 196 | REVISION AND REMOVAL OF NEUROLOGICAL DEVICE | 3 | \$4,762 | \$5,892 |
| 197 | NEUROSTIMULATOR AND VENTRICULAR SHUNT IMPLANTATION | 6 | \$31,723 | \$20,573 |
| 198 | NERVE REPAIR AND DESTRUCTION | 32 | \$3,709 | \$2,246 |
| 199 | SPINAL TAP | 28 | \$2,663 | \$1,728 |
| 11 | EYE AND OCULAR ADNEXA | 122 | \$4,346 | \$2,803 |
| 211 | MINOR OPHTHALMOLOGICAL TESTS AND PROCEDURES | 1 | \$3,627 | \$1,972 |
| 214 | CATARACT PROCEDURES | 67 | \$5,008 | \$2,930 |
| 215 | COMPLEX ANTERIOR SEGMENT EYE PROCEDURES | 5 | \$2,428 | \$2,675 |
| 216 | MODERATE ANTERIOR SEGMENT EYE PROCEDURES | 4 | \$2,884 | \$2,211 |
| 217 | SIMPLE ANTERIOR SEGMENT EYE PROCEDURES | 3 | \$3,182 | \$2,213 |
| 220 | STRABISMUS AND MUSCLE EYE PROCEDURES | 12 | \$3,370 | \$2,332 |
| 221 | COMPLEX REPAIR AND PLASTIC PROCEDURES OF EYE | 22 | \$4,341 | \$3,502 |
| 222 | SIMPLE REPAIR AND PLASTIC PROCEDURES OF EYE | 8 | \$2,744 | \$2,026 |
| 12 | FACIAL, EAR, NOSE, MOUTH AND THROAT | 244 | \$3,115 | \$2,232 |
| 233 | NASAL CAUTERIZATION AND PACKING | 1 | \$1,958 | \$2,648 |
| 234 | COMPLEX FACIAL AND ENT PROCEDURES | 21 | \$5,893 | \$4,546 |
| 235 | SIMPLE FACIAL AND ENT PROCEDURES | 147 | \$2,780 | \$1,623 |
| 236 | TONSIL AND ADENOID PROCEDURES | 75 | \$3,009 | \$2,001 |
| 13 | THERAPEUTIC AND OTHER RADIOLOGICAL PROCEDURES | 183 | \$2,554 | \$3,887 |

AMB ST 1-5
UTAH HOSPITAL AND FREESTANDING AMBULATORY SURGERY CENTER (FASC) UTILIZATION AND CHARGE PROFILE OF OUTPATIENT SURGERY, 2005
PROCEDURE APG CATEGORY, PROCEDURE APG, SINGLE APG ONLY
BASED ON REPORTABLE* CPT-4 PROCEDURES

144 Timpanogos Regional Hospital

| procedure APG category Procedure APG | TOTAL # | AVE TOT CHR | AVE TOT CHR(ALL Hospitals) |
|---|---------|-------------|-----------------------------|
| 253 VASCULAR RADIOLOGY EXCEPT FOR VENOGRAPHY OF EXTREMITY | 32 | \$6,109 | \$12,212 |
| 254 MYELOGRAPHY | 28 | \$3,009 | \$2,899 |
| 255 MISCELLANEOUS RADIOLOGICAL PROCEDURES WITH CONTRAST | 123 | \$1,525 | \$2,848 |

SOURCE: Utah Ambulatory Surgery Database
 Utah Health Data Committee/Office of Health Care Statistics
 Reportable* excludes codes in the former "Other" category and CPT blood draw codes in previous reports.

AMB ST 1-6
UTAH HOSPITAL AND FREESTANDING AMBULATORY SURGERY CENTER (FASC) UTILIZATION AND CHARGE PROFILE OF OUTPATIENT SURGERY, 2005
NUMBER OF SELECTED AMBULATORY SURGERY PATIENT VISITS BY PATIENT PROFILE

144 Timpanogos Regional Hospital

| Patient Profile | Patient Visits | | Patient Visits-All Hospitals | |
|----------------------------|----------------|------|------------------------------|------|
| | (#) | (%) | (#) | (%) |
| GENDER | | | | |
| Female | 2,823 | 58.5 | 121,269 | 54.3 |
| Male | 2,001 | 41.5 | 101,991 | 45.7 |
| Unknown | 0 | 0.0 | 13 | 0.0 |
| Not Reported | 0 | 0.0 | 5 | 0.0 |
| AGE | | | | |
| 1-28 days | 1 | 0.0 | 469 | 0.2 |
| 29-365 days | 61 | 1.3 | 3,008 | 1.3 |
| 1-4 years | 167 | 3.5 | 10,999 | 4.9 |
| 5-9 | 88 | 1.8 | 6,321 | 2.8 |
| 10-14 | 67 | 1.4 | 4,532 | 2.0 |
| 15-17 | 100 | 2.1 | 4,858 | 2.2 |
| 18-19 | 87 | 1.8 | 3,511 | 1.6 |
| 20-24 | 274 | 5.7 | 10,616 | 4.8 |
| 25-29 | 336 | 7.0 | 12,207 | 5.5 |
| 30-34 | 408 | 8.5 | 11,660 | 5.2 |
| 35-39 | 315 | 6.5 | 11,852 | 5.3 |
| 40-44 | 349 | 7.2 | 14,382 | 6.4 |
| 45-49 | 382 | 7.9 | 17,465 | 7.8 |
| 50-54 | 440 | 9.1 | 24,332 | 10.9 |
| 55-59 | 368 | 7.6 | 20,472 | 9.2 |
| 60-64 | 330 | 6.8 | 17,241 | 7.7 |
| 65-69 | 285 | 5.9 | 15,102 | 6.8 |
| 70-74 | 275 | 5.7 | 12,741 | 5.7 |
| 75-79 | 236 | 4.9 | 10,692 | 4.8 |
| 80-84 | 152 | 3.2 | 6,850 | 3.1 |
| 85-89 | 77 | 1.6 | 3,124 | 1.4 |
| 90 + | 26 | 0.5 | 842 | 0.4 |
| Not Reported | 1 | 0.0 | 471 | 0.2 |
| SOURCE OF ADMISSION | | | | |
| Physician Referral | 4,724 | 97.9 | 197,732 | 88.6 |
| Clinic Referral | 0 | 0.0 | 511 | 0.2 |
| HMO Referral | 0 | 0.0 | 3,452 | 1.5 |
| Other Hospital | 4 | 0.1 | 121 | 0.1 |
| Skilled Nursing Facility | 1 | 0.0 | 19 | 0.0 |
| Other Health Care Facility | 0 | 0.0 | 36 | 0.0 |
| Emergency Room | 95 | 2.0 | 4,092 | 1.8 |
| Court/Law Enforcement | 0 | 0.0 | 0 | 0.0 |
| Unknown | 0 | 0.0 | 7 | 0.0 |
| Not Reported | 0 | 0.0 | 17,308 | 7.8 |

(Continued)

AMB ST 1-6
UTAH HOSPITAL AND FREESTANDING AMBULATORY SURGERY CENTER (FASC) UTILIZATION AND CHARGE PROFILE OF OUTPATIENT SURGERY, 2005
NUMBER OF SELECTED AMBULATORY SURGERY PATIENT VISITS BY PATIENT PROFILE

144 Timpanogos Regional Hospital

| Patient Profile | Patient Visits | | Patient Visits-All Hospitals | |
|---|----------------|------|------------------------------|------|
| | (#) | (%) | (#) | (%) |
| DISCHARGE STATUS | | | | |
| Home or Self Care | 4,815 | 99.8 | 222,736 | 99.8 |
| Another Hospital | 2 | 0.0 | 119 | 0.1 |
| Skilled Nursing Facility | 3 | 0.1 | 104 | 0.0 |
| Intermediate Care Facility | 0 | 0.0 | 9 | 0.0 |
| Another Type of Institution | 0 | 0.0 | 26 | 0.0 |
| Under Care of Home Service | 4 | 0.1 | 191 | 0.1 |
| Left Against Medical Advice | 0 | 0.0 | 24 | 0.0 |
| Under Care of Home IV Provider | 0 | 0.0 | 11 | 0.0 |
| Expired | 0 | 0.0 | 12 | 0.0 |
| Unknown | 0 | 0.0 | 46 | 0.0 |
| Not Reported | 0 | 0.0 | 0 | 0.0 |
| PRIMARY PAYER | | | | |
| Medicare | 1,056 | 21.9 | 49,290 | 22.1 |
| Medicaid | 226 | 4.7 | 14,728 | 6.6 |
| Other government | 30 | 0.6 | 5,443 | 2.4 |
| Blue Cross/Blue Shield | 1,417 | 29.4 | 29,900 | 13.4 |
| Other Commercial | 188 | 3.9 | 14,398 | 6.4 |
| Managed Care(HMO, PPO) | 1,777 | 36.8 | 101,684 | 45.5 |
| Self Pay | 35 | 0.7 | 2,175 | 1.0 |
| Industrial & Worker Comp | 84 | 1.7 | 4,017 | 1.8 |
| Charity and Unclassified | 10 | 0.2 | 206 | 0.1 |
| Childrens Health Insurance | 1 | 0.0 | 197 | 0.1 |
| Unknown | 0 | 0.0 | 1,148 | 0.5 |
| Not Reported | 0 | 0.0 | 92 | 0.0 |
| LOCAL HEALTH DISTRICT OF PATIENT RESIDENCE | | | | |
| Bear River | 7 | 0.1 | 15,256 | 6.8 |
| Central Utah | 293 | 6.1 | 8,217 | 3.7 |
| Davis County | 13 | 0.3 | 22,608 | 10.1 |
| Salt Lake County | 136 | 2.8 | 78,843 | 35.3 |
| Southeastern Utah | 144 | 3.0 | 5,233 | 2.3 |
| Southwest Utah | 19 | 0.4 | 12,333 | 5.5 |
| Summit County | 10 | 0.2 | 3,135 | 1.4 |
| Tooele County | 9 | 0.2 | 4,296 | 1.9 |
| Tri-County | 37 | 0.8 | 5,769 | 2.6 |
| Utah County | 4,067 | 84.3 | 35,901 | 16.1 |
| Wasatch County | 38 | 0.8 | 1,724 | 0.8 |
| Weber County | 5 | 0.1 | 20,598 | 9.2 |
| Unknown Utah | 0 | 0.0 | 49 | 0.0 |
| Outside Utah | 43 | 0.9 | 9,153 | 4.1 |
| Unknown, Not Reported | 3 | 0.1 | 163 | 0.1 |

SOURCE: Utah Ambulatory Surgery Database,
Utah Health Data Committee/Office of Health Care Statistics.

AMB ST 1-1
UTAH HOSPITAL AND FREESTANDING AMBULATORY SURGERY CENTER (FASC) UTILIZATION AND CHARGE PROFILE OF OUTPATIENT SURGERY, 2005
NUMBER OF CPT-4 AND ICD-9 REPORTABLE* PROCEDURES BY SELECTED AMBULATORY SURGERY REPORTING CATEGORY

109 Uintah Basin Medical Center

| Reporting Category(ICD-9-CM CODES) | Procedures Performed | | Procedures Performed-All Hospitals | |
|--|----------------------|-------|------------------------------------|-------|
| | (#) | (%) | (#) | (%) |
| Reporting Category(ICD-9-CM CODES) | 3,299 | 100.0 | 319,528 | 100.0 |
| Mastectomy (85.0-85.99) | 51 | 1.5 | 7,251 | 2.3 |
| Musculoskeletal (76.0-84.99) | 382 | 11.6 | 62,442 | 19.5 |
| Respiratory (30.0-34.99) | 13 | 0.4 | 3,352 | 1.0 |
| Cardiovascular (35.0-39.99) | 19 | 0.6 | 16,471 | 5.2 |
| Lymphatic/Hemetic (40.0-41.99) | 9 | 0.3 | 2,955 | 0.9 |
| Digestive System (42.0-54.99) | 1,457 | 44.2 | 105,537 | 33.0 |
| Urinary (55.0-59.99) | 41 | 1.2 | 8,250 | 2.6 |
| Male Genital (60.0-64.99) | 82 | 2.5 | 3,729 | 1.2 |
| Female Genital (65.0-71.99) | 150 | 4.5 | 14,736 | 4.6 |
| Endocrine/Nervous (01.0-07.99) | 97 | 2.9 | 30,031 | 9.4 |
| Eye (08.0-16.99) | 358 | 10.9 | 19,655 | 6.2 |
| Ear (18.0-20.99) | 263 | 8.0 | 15,107 | 4.7 |
| Nose, Mouth, Pharynx (21.0-29.99) | 377 | 11.4 | 30,012 | 9.4 |
| Reporting Category(CPT-4 CODES) | . | . | 307,031 | 100.0 |
| Mastectomy (19120-19220) | . | . | 3,138 | 1.0 |
| Musculoskeletal (20000-29909) | . | . | 61,634 | 20.1 |
| Respiratory (30000-32999 & 39501-39599) | . | . | 13,104 | 4.3 |
| Cardiovascular (33010-37799 & 93501-93660) | . | . | 37,099 | 12.1 |
| Lymphatic/Hemetic (38100-38999) | . | . | 2,706 | 0.9 |
| Digestive (40490-49999) | . | . | 114,818 | 37.4 |
| Urinary (50010-53899) | . | . | 8,591 | 2.8 |
| Male Genital (54000-55899) | . | . | 3,154 | 1.0 |
| Female Genital (56405-58999) | . | . | 11,166 | 3.6 |
| Endocrine/Nervous (60000-64999) | . | . | 31,549 | 10.3 |
| Eye (65091-68899) | . | . | 11,740 | 3.8 |
| Ear (69000-69979) | . | . | 8,332 | 2.7 |

SOURCE: Utah Ambulatory Surgery Database
Utah Health Data Committee/Office of Health Care Statistics.
Reportable* excludes codes in the former "Other" category and CPT blood draw codes in previous reports.

AMB ST 1-2
UTAH HOSPITAL AND FREESTANDING AMBULATORY SURGERY CENTER (FASC) UTILIZATION AND CHARGE PROFILE OF OUTPATIENT SURGERY, 2005
MOST COMMONLY PERFORMED CPT-4 AND ICD-9 REPORTABLE* PROCEDURES

109 Uintah Basin Medical Center

| ICD-9 CODE | ICD-9 DESCRIPTION | # | % | % ALL Hospitals |
|----------------------|-------------------------------------|-------|-------|-----------------|
| All ICD-9 Procedures | | 3,299 | 100.0 | 100.0 |
| 4523 | COLONOSCOPY | 442 | 13.4 | 7.33 |
| 4516 | EGD W/CLOS BX | 300 | 9.1 | 5.33 |
| 2001 | MYRINGOTOMY WITH INSERTION OF TUBE | 249 | 7.5 | 3.86 |
| 283 | TONSILLECTOMY WITH ADENOIDECTOMY | 189 | 5.7 | 1.73 |
| 1341 | PHACOEMULSIFICATION&ASPIR CATARACT | 166 | 5.0 | 1.43 |
| 1371 | INSRT IOL-CATARACT EXTRACT-1 STAGE | 165 | 5.0 | 1.42 |
| 4542 | ENDO POLYPECTOMY LARGE INTESTINE | 162 | 4.9 | 3.85 |
| 4525 | CLOS [ENDO] BX LARGE INTESTINE | 126 | 3.8 | 2.58 |
| 4513 | OTHER ENDOSCOPY OF SMALL INTESTINE | 119 | 3.6 | 2.02 |
| 640 | CIRCUMCISION | 78 | 2.4 | 0.23 |
| 5123 | LAPAROSCOPIC CHOLECYSTECTOMY | 69 | 2.1 | 1.93 |
| 0443 | RELEASE OF CARPAL TUNNEL | 66 | 2.0 | 1.13 |
| 282 | TONSILLECTOMY WITHOUT ADENOIDECTOMY | 45 | 1.4 | 0.65 |
| 4836 | [ENDOSCOPIC] POLYPECTOMY OF RECTUM | 45 | 1.4 | 1.17 |
| 4824 | CLOSED BIOPSY OF RECTUM | 37 | 1.1 | 0.55 |
| 5732 | OTHER CYSTOSCOPY | 36 | 1.1 | 0.46 |
| 8521 | LOCAL EXCISION OF LESION OF BREAST | 34 | 1.0 | 0.91 |
| 8183 | OTHER REPAIR OF SHOULDER | 33 | 1.0 | 0.73 |
| 806 | EXCISION SEMILUNAR CARTILAGE KNEE | 32 | 1.0 | 1.77 |
| 6902 | DILATION&CURET FOLLOWING DELIV/AB | 29 | 0.9 | 0.21 |

| CPT-4 CODE | CPT-4 DESCRIPTION | # | % | % ALL Hospitals |
|----------------------|-------------------|---|---|-----------------|
| All CPT-4 Procedures | | | | |

Does not report CPTs

SOURCE: Utah Ambulatory Surgery Database
 Utah Health Data Committee/Office of Health Care Statistics
 Reportable* excludes codes in the former "Other" category and CPT4 blood draw codes in previous reports.

AMB ST 1-3

UTAH HOSPITAL AND FREESTANDING AMBULATORY SURGERY CENTER (FASC) UTILIZATION AND CHARGE PROFILE OF OUTPATIENT SURGERY, 2005
 AVERAGE TOTAL CHARGES FOR MOST COMMONLY PERFORMED CPT-4 AND ICD-9 REPORTABLE* PROCEDURES, SINGLE ICD-9 OR CPT-4 ONLY

109 Uintah Basin Medical Center

| ICD-9 CODE | ICD-9 DESCRIPTION | # | AVE TOT CHR | AVE TOT CHR(ALL Hospitals) |
|------------------|-------------------------------------|-------|-------------|-----------------------------|
| ICD-9 Procedures | | 1,756 | \$2,242 | \$2,879 |
| 4523 | COLONOSCOPY | 331 | \$1,041 | \$903 |
| 283 | TONSILLECTOMY WITH ADENOIDECTOMY | 161 | \$2,419 | \$1,976 |
| 4516 | EGD W/CLOS BX | 159 | \$1,450 | \$1,210 |
| 4542 | ENDO POLYPECTOMY LARGE INTESTINE | 119 | \$1,334 | \$1,238 |
| 640 | CIRCUMCISION | 77 | \$69 | \$1,617 |
| 4513 | OTHER ENDOSCOPY OF SMALL INTESTINE | 67 | \$1,417 | \$1,077 |
| 4525 | CLOS [ENDO] BX LARGE INTESTINE | 65 | \$1,522 | \$1,300 |
| 5123 | LAPAROSCOPIC CHOLECYSTECTOMY | 60 | \$6,694 | \$5,675 |
| 0443 | RELEASE OF CARPAL TUNNEL | 52 | \$1,648 | \$1,948 |
| 5732 | OTHER CYSTOSCOPY | 35 | \$1,062 | \$3,320 |
| 282 | TONSILLECTOMY WITHOUT ADENOIDECTOMY | 28 | \$2,508 | \$2,177 |
| 4836 | [ENDOSCOPIC] POLYPECTOMY OF RECTUM | 26 | \$1,497 | \$1,195 |
| 6902 | DILATION&CURET FOLLOWING DELIV/AB | 26 | \$2,448 | \$2,542 |
| 8521 | LOCAL EXCISION OF LESION OF BREAST | 22 | \$2,831 | \$2,505 |
| 6909 | OTHER DILATION&CURETTAGE OF UTERUS | 20 | \$2,454 | \$2,385 |
| 7032 | EXCISION/DESTRUC LESION CUL-DE-SAC | 19 | \$4,293 | \$3,949 |
| 806 | EXCISION SEMILUNAR CARTILAGE KNEE | 19 | \$2,944 | \$3,682 |
| 4701 | LAPAROSCOPIC APPENDECTOMY | 18 | \$8,554 | \$7,458 |
| 6629 | OTH BIL ENDO DESTRUC FALLOP TUBES | 17 | \$3,703 | \$3,429 |
| 5304 | UNILAT REPR INDIRECT ING HERN-GFT | 16 | \$5,122 | \$3,549 |

| CPT-4 CODE | CPT-4 DESCRIPTION | # | AVE TOT CHR | AVE TOT CHR(ALL Hospitals) |
|------------------|-------------------|---|-------------|-----------------------------|
| CPT-4 Procedures | | | | |

Does not report CPTs

SOURCE: Utah Ambulatory Surgery Database
 Reportable* excludes codes in the former "Other" category and CPT4 blood draw codes in previous reports.

AMB ST 1-6
UTAH HOSPITAL AND FREESTANDING AMBULATORY SURGERY CENTER (FASC) UTILIZATION AND CHARGE PROFILE OF OUTPATIENT SURGERY, 2005
NUMBER OF SELECTED AMBULATORY SURGERY PATIENT VISITS BY PATIENT PROFILE

109 Uintah Basin Medical Center

| Patient Profile | Patient Visits | | Patient Visits-All Hospitals | |
|----------------------------|----------------|------|------------------------------|------|
| | (#) | (%) | (#) | (%) |
| GENDER | | | | |
| Female | 1,300 | 52.5 | 121,269 | 54.3 |
| Male | 1,174 | 47.5 | 101,991 | 45.7 |
| Unknown | 0 | 0.0 | 13 | 0.0 |
| Not Reported | 0 | 0.0 | 5 | 0.0 |
| AGE | | | | |
| 1-28 days | 74 | 3.0 | 469 | 0.2 |
| 29-365 days | 31 | 1.3 | 3,008 | 1.3 |
| 1-4 years | 139 | 5.6 | 10,999 | 4.9 |
| 5-9 | 108 | 4.4 | 6,321 | 2.8 |
| 10-14 | 62 | 2.5 | 4,532 | 2.0 |
| 15-17 | 62 | 2.5 | 4,858 | 2.2 |
| 18-19 | 39 | 1.6 | 3,511 | 1.6 |
| 20-24 | 125 | 5.1 | 10,616 | 4.8 |
| 25-29 | 148 | 6.0 | 12,207 | 5.5 |
| 30-34 | 99 | 4.0 | 11,660 | 5.2 |
| 35-39 | 95 | 3.8 | 11,852 | 5.3 |
| 40-44 | 154 | 6.2 | 14,382 | 6.4 |
| 45-49 | 169 | 6.8 | 17,465 | 7.8 |
| 50-54 | 219 | 8.9 | 24,332 | 10.9 |
| 55-59 | 186 | 7.5 | 20,472 | 9.2 |
| 60-64 | 191 | 7.7 | 17,241 | 7.7 |
| 65-69 | 194 | 7.8 | 15,102 | 6.8 |
| 70-74 | 166 | 6.7 | 12,741 | 5.7 |
| 75-79 | 121 | 4.9 | 10,692 | 4.8 |
| 80-84 | 57 | 2.3 | 6,850 | 3.1 |
| 85-89 | 29 | 1.2 | 3,124 | 1.4 |
| 90 + | 6 | 0.2 | 842 | 0.4 |
| Not Reported | 74 | 3.0 | 471 | 0.2 |
| SOURCE OF ADMISSION | | | | |
| Physician Referral | 2,458 | 99.4 | 197,732 | 88.6 |
| Clinic Referral | 0 | 0.0 | 511 | 0.2 |
| HMO Referral | 0 | 0.0 | 3,452 | 1.5 |
| Other Hospital | 0 | 0.0 | 121 | 0.1 |
| Skilled Nursing Facility | 0 | 0.0 | 19 | 0.0 |
| Other Health Care Facility | 0 | 0.0 | 36 | 0.0 |
| Emergency Room | 15 | 0.6 | 4,092 | 1.8 |
| Court/Law Enforcement | 0 | 0.0 | 0 | 0.0 |
| Unknown | 0 | 0.0 | 7 | 0.0 |
| Not Reported | 1 | 0.0 | 17,308 | 7.8 |

(Continued)

AMB ST 1-6
UTAH HOSPITAL AND FREESTANDING AMBULATORY SURGERY CENTER (FASC) UTILIZATION AND CHARGE PROFILE OF OUTPATIENT SURGERY, 2005
NUMBER OF SELECTED AMBULATORY SURGERY PATIENT VISITS BY PATIENT PROFILE

109 Uintah Basin Medical Center

| Patient Profile | Patient Visits | | Patient Visits-All Hospitals | |
|---|----------------|------|------------------------------|------|
| | (#) | (%) | (#) | (%) |
| DISCHARGE STATUS | | | | |
| Home or Self Care | 2,461 | 99.5 | 222,736 | 99.8 |
| Another Hospital | 8 | 0.3 | 119 | 0.1 |
| Skilled Nursing Facility | 2 | 0.1 | 104 | 0.0 |
| Intermediate Care Facility | 0 | 0.0 | 9 | 0.0 |
| Another Type of Institution | 0 | 0.0 | 26 | 0.0 |
| Under Care of Home Service | 1 | 0.0 | 191 | 0.1 |
| Left Against Medical Advice | 0 | 0.0 | 24 | 0.0 |
| Under Care of Home IV Provider | 0 | 0.0 | 11 | 0.0 |
| Expired | 1 | 0.0 | 12 | 0.0 |
| Unknown | 1 | 0.0 | 46 | 0.0 |
| Not Reported | 0 | 0.0 | 0 | 0.0 |
| PRIMARY PAYER | | | | |
| Medicare | 615 | 24.9 | 49,290 | 22.1 |
| Medicaid | 297 | 12.0 | 14,728 | 6.6 |
| Other government | 69 | 2.8 | 5,443 | 2.4 |
| Blue Cross/Blue Shield | 334 | 13.5 | 29,900 | 13.4 |
| Other Commercial | 235 | 9.5 | 14,398 | 6.4 |
| Managed Care(HMO, PPO) | 678 | 27.4 | 101,684 | 45.5 |
| Self Pay | 169 | 6.8 | 2,175 | 1.0 |
| Industrial & Worker Comp | 50 | 2.0 | 4,017 | 1.8 |
| Charity and Unclassified | 0 | 0.0 | 206 | 0.1 |
| Childrens Health Insurance | 0 | 0.0 | 197 | 0.1 |
| Unknown | 27 | 1.1 | 1,148 | 0.5 |
| Not Reported | 0 | 0.0 | 92 | 0.0 |
| LOCAL HEALTH DISTRICT OF PATIENT RESIDENCE | | | | |
| Bear River | 0 | 0.0 | 15,256 | 6.8 |
| Central Utah | 2 | 0.1 | 8,217 | 3.7 |
| Davis County | 0 | 0.0 | 22,608 | 10.1 |
| Salt Lake County | 6 | 0.2 | 78,843 | 35.3 |
| Southeastern Utah | 3 | 0.1 | 5,233 | 2.3 |
| Southwest Utah | 1 | 0.0 | 12,333 | 5.5 |
| Summit County | 0 | 0.0 | 3,135 | 1.4 |
| Tooele County | 1 | 0.0 | 4,296 | 1.9 |
| Tri-County | 2,436 | 98.5 | 5,769 | 2.6 |
| Utah County | 0 | 0.0 | 35,901 | 16.1 |
| Wasatch County | 0 | 0.0 | 1,724 | 0.8 |
| Weber County | 0 | 0.0 | 20,598 | 9.2 |
| Unknown Utah | 0 | 0.0 | 49 | 0.0 |
| Outside Utah | 25 | 1.0 | 9,153 | 4.1 |
| Unknown, Not Reported | 0 | 0.0 | 163 | 0.1 |

SOURCE: Utah Ambulatory Surgery Database,
Utah Health Data Committee/Office of Health Care Statistics.

AMB ST 1-1
UTAH HOSPITAL AND FREESTANDING AMBULATORY SURGERY CENTER (FASC) UTILIZATION AND CHARGE PROFILE OF OUTPATIENT SURGERY, 2005
NUMBER OF CPT-4 AND ICD-9 REPORTABLE* PROCEDURES BY SELECTED AMBULATORY SURGERY REPORTING CATEGORY

125 University of Utah Hospitals & Clinics

| | Procedures Performed | | Procedures Performed-All Hospitals | |
|--|----------------------|-------|------------------------------------|-------|
| | (#) | (%) | (#) | (%) |
| Reporting Category(ICD-9-CM CODES) | 11,754 | 100.0 | 319,528 | 100.0 |
| Mastectomy (85.0-85.99) | 157 | 1.3 | 7,251 | 2.3 |
| Musculoskeletal (76.0-84.99) | 510 | 4.3 | 62,442 | 19.5 |
| Respiratory (30.0-34.99) | 417 | 3.5 | 3,352 | 1.0 |
| Cardiovascular (35.0-39.99) | 792 | 6.7 | 16,471 | 5.2 |
| Lymphatic/Hemetic (40.0-41.99) | 125 | 1.1 | 2,955 | 0.9 |
| Digestive System (42.0-54.99) | 7,251 | 61.7 | 105,537 | 33.0 |
| Urinary (55.0-59.99) | 531 | 4.5 | 8,250 | 2.6 |
| Male Genital (60.0-64.99) | 110 | 0.9 | 3,729 | 1.2 |
| Female Genital (65.0-71.99) | 498 | 4.2 | 14,736 | 4.6 |
| Endocrine/Nervous (01.0-07.99) | 194 | 1.7 | 30,031 | 9.4 |
| Eye (08.0-16.99) | 116 | 1.0 | 19,655 | 6.2 |
| Ear (18.0-20.99) | 371 | 3.2 | 15,107 | 4.7 |
| Nose, Mouth, Pharynx (21.0-29.99) | 682 | 5.8 | 30,012 | 9.4 |
| Reporting Category(CPT-4 CODES) | 13,596 | 100.0 | 307,031 | 100.0 |
| Mastectomy (19120-19220) | 64 | 0.5 | 3,138 | 1.0 |
| Musculoskeletal (20000-29909) | 622 | 4.6 | 61,634 | 20.1 |
| Respiratory (30000-32999 & 39501-39599) | 788 | 5.8 | 13,104 | 4.3 |
| Cardiovascular (33010-37799 & 93501-93660) | 2,241 | 16.5 | 37,099 | 12.1 |
| Lymphatic/Hemetic (38100-38999) | 175 | 1.3 | 2,706 | 0.9 |
| Digestive (40490-49999) | 7,908 | 58.2 | 114,818 | 37.4 |
| Urinary (50010-53899) | 556 | 4.1 | 8,591 | 2.8 |
| Male Genital (54000-55899) | 92 | 0.7 | 3,154 | 1.0 |
| Female Genital (56405-58999) | 406 | 3.0 | 11,166 | 3.6 |
| Endocrine/Nervous (60000-64999) | 400 | 2.9 | 31,549 | 10.3 |
| Eye (65091-68899) | 95 | 0.7 | 11,740 | 3.8 |
| Ear (69000-69979) | 249 | 1.8 | 8,332 | 2.7 |

SOURCE: Utah Ambulatory Surgery Database

Utah Health Data Committee/Office of Health Care Statistics.

Reportable* excludes codes in the former "Other" category and CPT blood draw codes in previous reports.

AMB ST 1-2
UTAH HOSPITAL AND FREESTANDING AMBULATORY SURGERY CENTER (FASC) UTILIZATION AND CHARGE PROFILE OF OUTPATIENT SURGERY, 2005
MOST COMMONLY PERFORMED CPT-4 AND ICD-9 REPORTABLE* PROCEDURES

125 University of Utah Hospitals & Clinics

| ICD-9 CODE | ICD-9 DESCRIPTION | # | % | % ALL Hospitals |
|----------------------|-------------------------------------|-------|------|-----------------|
| All ICD-9 Procedures | | | | |
| 4525 | CLOS [ENDO] BX LARGE INTESTINE | 1,705 | 14.5 | 2.58 |
| 4516 | EGD W/CLOS BX | 1,256 | 10.7 | 5.33 |
| 4523 | COLONOSCOPY | 1,154 | 9.8 | 7.33 |
| 4513 | OTHER ENDOSCOPY OF SMALL INTESTINE | 533 | 4.5 | 2.02 |
| 4542 | ENDO POLYPECTOMY LARGE INTESTINE | 501 | 4.3 | 3.85 |
| 4824 | CLOSED BIOPSY OF RECTUM | 372 | 3.2 | 0.55 |
| 4292 | DILATION OF ESOPHAGUS | 201 | 1.7 | 1.37 |
| 4921 | ANOSCOPY | 178 | 1.5 | 0.07 |
| 5123 | LAPAROSCOPIC CHOLECYSTECTOMY | 168 | 1.4 | 1.93 |
| 4836 | [ENDOSCOPIC] POLYPECTOMY OF RECTUM | 142 | 1.2 | 1.17 |
| 598 | URETERAL CATHETERIZATION | 128 | 1.1 | 0.49 |
| 3324 | CLOSED BIOPSY OF BRONCHUS | 102 | 0.9 | 0.26 |
| 3722 | LEFT HEART CARDIAC CATHETERIZATION | 93 | 0.8 | 1.11 |
| 5304 | UNILAT REPR INDIRECT ING HERN-GFT | 82 | 0.7 | 0.48 |
| 6909 | OTHER DILATION&CURETTAGE OF UTERUS | 80 | 0.7 | 0.47 |
| 5732 | OTHER CYSTOSCOPY | 79 | 0.7 | 0.46 |
| 2189 | OTH REPAIR&PLASTIC OPERATIONS NOSE | 77 | 0.7 | 0.13 |
| 560 | TRANSURETH REMOV OBST URETER-PELV | 73 | 0.6 | 0.28 |
| 1919 | OTHER STAPEDECTOMY | 68 | 0.6 | 0.03 |
| 3927 | ARTERIOVENOSTOMY FOR RENAL DIALYSIS | 67 | 0.6 | 0.14 |

| CPT-4 CODE | CPT-4 DESCRIPTION | # | % | % ALL Hospitals |
|----------------------|----------------------------------|-------|------|-----------------|
| All CPT-4 Procedures | | | | |
| 45380 | COLONOSCOPY FLEX; W/BX 1/MX | 2,334 | 17.2 | 5.50 |
| 43239 | UGI ENDO; W/BX 1/MX | 1,346 | 9.9 | 5.40 |
| 45378 | COLONOSCOPY FLEX; DX-SEP PROC | 975 | 7.2 | 7.15 |
| 45385 | COLONOSCOPY FLEX; W/REMV LES-SNA | 491 | 3.6 | 1.80 |
| 43235 | UGI ENDO; DX W/WO CLCT SPECMN-SP | 355 | 2.6 | 1.34 |
| 93510 | LT HRT CATH RETRO-BRACH/FEM; PER | 215 | 1.6 | 1.12 |
| 46600 | ANSCPY; DX W/WO CLCT SPEC BRSH/W | 195 | 1.4 | 0.08 |
| 93545 | INJ PROC-CATH; SELECT CORONRY AN | 178 | 1.3 | 1.40 |
| 93556 | IMAG SUPERVS I&R-CATH; PULM ANGI | 175 | 1.3 | 1.20 |
| G0121 | COLOREC CNCR SCR;COLNSCPY NO HI | 168 | 1.2 | 0.18 |
| 49505 | REPR INIT ING HERNIA 5YR/MORE; R | 145 | 1.1 | 0.95 |
| 36561 | INSRT TUNNL CNTRL CVAD PORT; 5 Y | 116 | 0.9 | 0.12 |
| 43249 | UGI ENDO; W/BALLOON DILAT ESOPHA | 113 | 0.8 | 0.89 |
| 52332 | CYSTOURETHROSCOPY W/INSRT STENT | 113 | 0.8 | 0.40 |
| 93508 | CATH PLC-COR ANGIO W/O LT HRT CA | 100 | 0.7 | 0.11 |
| G0105 | COLOREC CANCR SCR; COLNSCPY HI R | 94 | 0.7 | 0.06 |
| 93526 | COMB RT HRT CATH&RETRO LT HRT CA | 90 | 0.7 | 0.41 |
| 47562 | LAPAROSCOPY SURGICAL; CHOLECT | 89 | 0.7 | 0.72 |
| 31624 | BRNCHSCPY; W/BRONCH ALVEOL LAVAG | 86 | 0.6 | 0.15 |
| 93543 | INJ PROC-CATH; LT VENT/ATRIAL AN | 85 | 0.6 | 1.32 |

SOURCE: Utah Ambulatory Surgery Database

Utah Health Data Committee/Office of Health Care Statistics

Reportable* excludes codes in the former "Other" category and CPT4 blood draw codes in previous reports.

AMB ST 1-3

UTAH HOSPITAL AND FREESTANDING AMBULATORY SURGERY CENTER (FASC) UTILIZATION AND CHARGE PROFILE OF OUTPATIENT SURGERY, 2005
 AVERAGE TOTAL CHARGES FOR MOST COMMONLY PERFORMED CPT-4 AND ICD-9 REPORTABLE* PROCEDURES, SINGLE ICD-9 OR CPT-4 ONLY

125 University of Utah Hospitals & Clinics

| ICD-9 CODE | ICD-9 DESCRIPTION | # | AVE TOT CHR | AVE TOT CHR(ALL Hospitals) |
|------------------|-------------------------------------|-------|-------------|-----------------------------|
| ICD-9 Procedures | | 7,437 | \$2,874 | \$2,879 |
| 4525 | CLOS [ENDO] BX LARGE INTESTINE | 1,428 | \$1,214 | \$1,300 |
| 4523 | COLONOSCOPY | 1,122 | \$954 | \$903 |
| 4516 | EGD W/CLOS BX | 1,027 | \$1,218 | \$1,210 |
| 4513 | OTHER ENDOSCOPY OF SMALL INTESTINE | 438 | \$996 | \$1,077 |
| 4824 | CLOSED BIOPSY OF RECTUM | 318 | \$1,184 | \$1,219 |
| 4542 | ENDO POLYPECTOMY LARGE INTESTINE | 262 | \$1,235 | \$1,238 |
| 4921 | ANOSCOPY | 175 | \$127 | \$160 |
| 5123 | LAPAROSCOPIC CHOLECYSTECTOMY | 157 | \$6,500 | \$5,675 |
| 4836 | [ENDOSCOPIC] POLYPECTOMY OF RECTUM | 75 | \$1,278 | \$1,195 |
| 5304 | UNILAT REPR INDIRECT ING HERN-GFT | 73 | \$4,282 | \$3,549 |
| 1919 | OTHER STAPEDECTOMY | 67 | \$4,535 | \$4,684 |
| 3722 | LEFT HEART CARDIAC CATHETERIZATION | 64 | \$6,827 | \$6,068 |
| 3927 | ARTERIOVENOSTOMY FOR RENAL DIALYSIS | 59 | \$5,323 | \$4,614 |
| 4131 | BIOPSY OF BONE MARROW | 45 | \$5,658 | \$3,031 |
| 3893 | VENOUS CATHETERIZATION NEC | 43 | \$3,550 | \$2,942 |
| 8521 | LOCAL EXCISION OF LESION OF BREAST | 43 | \$2,659 | \$2,505 |
| 5303 | UNILAT REPR DIRECT ING HERN-GFT | 40 | \$4,720 | \$3,672 |
| 8321 | BIOPSY OF SOFT TISSUE | 40 | \$2,979 | \$2,888 |
| 4524 | FLEXIBLE SIGMOIDOSCOPY | 39 | \$501 | \$712 |
| 3324 | CLOSED BIOPSY OF BRONCHUS | 38 | \$2,776 | \$2,038 |

| CPT-4 CODE | CPT-4 DESCRIPTION | # | AVE TOT CHR | AVE TOT CHR(ALL Hospitals) |
|------------------|----------------------------------|-------|-------------|-----------------------------|
| CPT-4 Procedures | | 8,754 | \$3,507 | \$2,664 |
| 45380 | COLONOSCOPY FLEX; W/BX 1/MX | 2,002 | \$1,214 | \$1,227 |
| 43239 | UGI ENDO; W/BX 1/MX | 1,092 | \$1,217 | \$1,205 |
| 45378 | COLONOSCOPY FLEX; DX-SEP PROC | 959 | \$994 | \$907 |
| 43235 | UGI ENDO; DX W/WO CLCT SPECMN-SP | 320 | \$902 | \$1,012 |
| 45385 | COLONOSCOPY FLEX; W/REMV LES-SNA | 206 | \$1,227 | \$1,353 |
| 46600 | ANSCPY; DX W/WO CLCT SPEC BRSH/W | 194 | \$119 | \$144 |
| G0121 | COLOREC CNCR SCR;COLNSCPY NO HI | 162 | \$733 | \$670 |
| 49505 | REPR INIT ING HERNIA 5YR/MORE; R | 130 | \$4,262 | \$3,442 |
| 93510 | LT HRT CATH RETRO-BRACH/FEM; PER | 128 | \$10,841 | \$9,002 |
| 36561 | INSRT TUNNL CNTRL CVAD PORT; 5 Y | 108 | \$3,117 | \$4,225 |
| G0105 | COLOREC CANCR SCR; COLNSCPY HI R | 92 | \$913 | \$807 |
| 47562 | LAPAROSCOPY SURGICAL; CHOLECT | 86 | \$6,113 | \$5,216 |
| 47563 | LAPARSCPY SURG; CHOLECT W/CHOLAN | 72 | \$6,880 | \$5,930 |
| 69660 | STAPEDECTOMY/STAPEDOTOMY | 64 | \$4,551 | \$4,516 |
| 93508 | CATH PLC-COR ANGIO W/O LT HRT CA | 61 | \$13,056 | \$11,680 |
| 41899 | UNLIST PROC DENTOALVEOL STRUCTUR | 59 | \$4,901 | \$2,357 |
| 50200 | RENAL BX; PERQ TROCAR/NEEDLE | 59 | \$1,726 | \$2,565 |
| 93505 | ENDOMYOCARDIAL BIOPSY | 54 | \$4,162 | \$3,934 |
| 38220 | BONE MARROW; ASPIRATION ONLY | 53 | \$5,289 | \$3,615 |
| 43249 | UGI ENDO; W/BALLOON DILAT ESOPHA | 52 | \$1,403 | \$1,471 |

SOURCE: Utah Ambulatory Surgery Database
 Reportable* excludes codes in the former "Other" category and CPT4 blood draw codes in previous reports.

AMB ST 1-4
UTAH HOSPITAL AND FREESTANDING AMBULATORY SURGERY CENTER (FASC) UTILIZATION AND CHARGE PROFILE OF OUTPATIENT SURGERY, 2005
PROCEDURE APG CATEGORY, PROCEDURE APG, BASED ON REPORTABLE* CPT-4 PROCEDURES

125 University of Utah Hospitals & Clinics

| Procedure APG category | | TOTAL # | TOTAL # (ALL Hospitals) |
|------------------------|---|---------|-------------------------|
| Procedure APG | | | |
| 01 | INTEGUMENTARY SYSTEM | 544 | 9,625 |
| | 002 SUPERFICIAL NEEDLE BIOPSY AND ASPIRATION | 147 | 2,764 |
| | 003 COMPLEX INCISION AND DRAINAGE | 4 | 93 |
| | 006 SIMPLE DEBRIDEMENT AND DESTRUCTION | 27 | 163 |
| | 007 COMPLEX EXCISION, BIOPSY AND DEBRIDEMENT | 33 | 1,172 |
| | 008 SIMPLE EXCISION AND BIOPSY | 98 | 975 |
| | 009 COMPLEX SKIN REPAIRS INCL INTEGUMENT GRAFTS, TRANSFER & REARRANGE | 165 | 1,274 |
| | 010 SIMPLE SKIN REPAIR | 6 | 15 |
| | 011 SIMPLE INCISION AND EXCISION OF BREAST | 50 | 2,672 |
| | 012 BREAST RECONSTRUCTION AND MASTECTOMY | 14 | 461 |
| 02 | MUSCULOSKELETAL SYSTEM | 358 | 55,271 |
| | 021 COMPLEX MUSCULOSKELETAL PROCEDURES EXCLUDING HAND AND FOOT | 53 | 6,574 |
| | 022 SIMPLE MUSCULOSKELETAL PROCEDURES EXCLUDING HAND AND FOOT | 21 | 2,116 |
| | 023 COMPLEX HAND AND FOOT MUSCULOSKELETAL PROCEDURES | 46 | 1,982 |
| | 024 SIMPLE HAND AND FOOT MUSCULOSKELETAL PROCEDURES | 112 | 11,501 |
| | 025 ARTHROSCOPY | 35 | 23,586 |
| | 026 REPLACEMENT OF CAST | 4 | 80 |
| | 027 SPLINT, STRAPPING AND CAST REMOVAL | 1 | 103 |
| | 029 CLOSED TREATMENT FX & DISLOCATION EXC FINGER, TOE & TRUNK | 3 | 610 |
| | 030 OPEN OR PERCUTANEOUS TREATMENT OF FRACTURES | 66 | 4,047 |
| | 031 BONE OR JOINT MANIPULATION UNDER ANESTHESIA | 8 | 429 |
| | 032 BUNION PROCEDURES | 2 | 1,497 |
| | 033 ARTHROPLASTY | 1 | 534 |
| | 034 HAND AND FOOT TENOTOMY | 1 | 275 |
| | 035 ARTHROCENTESIS AND LIGAMENT OR TENDON INJECTION | 5 | 1,881 |
| 03 | RESPIRATORY SYSTEM | 611 | 7,516 |
| | 052 NEEDLE AND CATHETER BIOPSY, ASPIRATION, LAVAGE AND INTUBATION | 30 | 721 |
| | 053 COMPLEX ENDOSCOPY OF THE UPPER AIRWAY | 276 | 4,668 |
| | 054 SIMPLE ENDOSCOPY OF THE UPPER AIRWAY | 36 | 343 |
| | 055 ENDOSCOPY OF THE LOWER AIRWAY | 269 | 1,784 |
| 04 | CARDIOVASCULAR SYSTEM | 1,666 | 31,224 |
| | 074 CARDIAC ELECTROPHYSIOLOGIC TESTS | 101 | 3,470 |
| | 075 PLACEMENT OF TRANSVENOUS CATHETERS | 22 | 67 |
| | 076 DIAGNOSTIC CARDIAC CATHETERIZATION | 1,004 | 22,437 |
| | 077 ANGIOPLASTY AND TRANSCATHETER PROCEDURES | 197 | 2,087 |
| | 078 PACEMAKER INSERTION AND REPLACEMENT | 53 | 606 |
| | 079 REMOVAL AND REVISION OF PACEMAKER AND VASCULAR DEVICE | 106 | 844 |
| | 080 MINOR VASCULAR REPAIR AND FISTULA CONSTRUCTION | 91 | 743 |
| | 081 SECONDARY VARICOSE VEINS AND VASCULAR INJECTION | 29 | 415 |
| | 082 VASCULAR LIGATION | 62 | 540 |
| | 083 RESUSCITATION AND CARディオVERSION | 1 | 15 |
| 05 | HEMATOLOGIC, LYMPHATIC, AND ENDOCRINE | 130 | 2,858 |
| | 092 CHEMOTHERAPY EXCEPT BY EXTENDED INFUSION | 1 | 11 |
| | 094 BLOOD AND BLOOD PRODUCT EXCHANGE | 86 | 119 |
| | 095 DEEP LYMPH STRUCTURE AND THYROID PROCEDURES | 42 | 1,920 |
| | 097 TRANSFUSION | 1 | 808 |

AMB ST 1-4
UTAH HOSPITAL AND FREESTANDING AMBULATORY SURGERY CENTER (FASC) UTILIZATION AND CHARGE PROFILE OF OUTPATIENT SURGERY, 2005
PROCEDURE APG CATEGORY, PROCEDURE APG, BASED ON REPORTABLE* CPT-4 PROCEDURES

125 University of Utah Hospitals & Clinics

| procedure APG category | | TOTAL # | TOTAL # (ALL Hospitals) |
|------------------------|---|---------|-------------------------|
| procedure APG | | | |
| 06 | DIGESTIVE SYSTEM | 7,571 | 103,000 |
| | 111 ALIMENTARY TESTS AND SIMPLE TUBE PLACEMENT | 52 | 155 |
| | 112 ESOPHAGEAL DILATION WITHOUT ENDOSCOPY | 68 | 1,254 |
| | 113 ANOSCOPY WITH BIOPSY AND DIAGNOSTIC PROCTOSIGMOIDOSCOPY | 76 | 683 |
| | 114 PROCTOSIGMOIDOSCOPY WITH EXCISION OR BIOPSY | 66 | 445 |
| | 115 DIAGNOSTIC UPPER GI ENDOSCOPY OR INTUBATION | 1,736 | 20,979 |
| | 116 THERAPEUTIC UPPER GI ENDOSCOPY OR INTUBATION | 420 | 5,802 |
| | 117 LOWER GASTROINTESTINAL ENDOSCOPY | 4,197 | 47,252 |
| | 118 ERCP AND MISCELLANEOUS GI ENDOSCOPY PROCEDURES | 164 | 1,917 |
| | 119 HERNIA AND HYDROCELE PROCEDURES | 252 | 7,107 |
| | 120 COMPLEX ANAL AND RECTAL PROCEDURES | 28 | 966 |
| | 121 SIMPLE ANAL AND RECTAL PROCEDURES | 30 | 565 |
| | 122 MISCELLANEOUS ABDOMINAL PROCEDURES | 27 | 490 |
| | 123 COMPLEX LAPAROSCOPIC PROCEDURES | 451 | 14,888 |
| | 124 SIMPLE LAPAROSCOPIC PROCEDURES | 4 | 244 |
| 07 | URINARY SYSTEM | 463 | 7,371 |
| | 131 RENAL EXTRACORPOREAL SHOCK WAVE LITHOTRIPSY | 49 | 766 |
| | 133 URINARY CATHETERIZATION AND DILATATION | 10 | 399 |
| | 134 COMPLEX CYSTOURETHROSCOPY AND LITHOLAPAXY | 238 | 3,433 |
| | 135 MODERATE CYSTOURETHROSCOPY | 109 | 1,850 |
| | 136 SIMPLE CYSTOURETHROSCOPY | 49 | 617 |
| | 137 COMPLEX URETHRAL PROCEDURES | 7 | 156 |
| | 138 SIMPLE URETHRAL PROCEDURES | 1 | 149 |
| 08 | MALE GENITAL SYSTEM | 74 | 2,798 |
| | 151 TESTICULAR AND EPIDIDYMAL PROCEDURES | 54 | 1,409 |
| | 153 COMPLEX PENILE PROCEDURES | 7 | 415 |
| | 154 SIMPLE PENILE PROCEDURES | 12 | 711 |
| | 155 PROSTATE NEEDLE AND PUNCH BIOPSY | 1 | 178 |
| 09 | FEMALE GENITAL SYSTEM | 303 | 6,527 |
| | 176 COMPLEX FEMALE REPRODUCTIVE PROCEDURES | 79 | 1,506 |
| | 177 SIMPLE FEMALE REPRODUCTIVE PROCEDURES | 77 | 1,484 |
| | 178 DILATION AND CURETTAGE | 11 | 663 |
| | 179 HYSTEROSCOPY | 129 | 2,678 |
| | 180 COLPOSCOPY | 7 | 196 |
| 10 | NERVOUS SYSTEM | 268 | 27,778 |
| | 195 NERVOUS SYSTEM INJECTIONS, STIMULATIONS OR CRANIAL TAP | 36 | 21,371 |
| | 196 REVISION AND REMOVAL OF NEUROLOGICAL DEVICE | 48 | 229 |
| | 197 NEUROSTIMULATOR AND VENTRICULAR SHUNT IMPLANTATION | 104 | 776 |
| | 198 NERVE REPAIR AND DESTRUCTION | 65 | 4,700 |
| | 199 SPINAL TAP | 15 | 702 |
| 11 | EYE AND OCULAR ADNEXA | 93 | 11,487 |
| | 211 MINOR OPHTHALMOLOGICAL TESTS AND PROCEDURES | 5 | 26 |
| | 214 CATARACT PROCEDURES | 32 | 4,675 |
| | 215 COMPLEX ANTERIOR SEGMENT EYE PROCEDURES | 15 | 528 |
| | 216 MODERATE ANTERIOR SEGMENT EYE PROCEDURES | 4 | 322 |
| | 217 SIMPLE ANTERIOR SEGMENT EYE PROCEDURES | 4 | 201 |

AMB ST 1-4
UTAH HOSPITAL AND FREESTANDING AMBULATORY SURGERY CENTER (FASC) UTILIZATION AND CHARGE PROFILE OF OUTPATIENT SURGERY, 2005
PROCEDURE APG CATEGORY, PROCEDURE APG, BASED ON REPORTABLE* CPT-4 PROCEDURES

125 University of Utah Hospitals & Clinics

| procedure APG category | | TOTAL # | TOTAL # (ALL Hospitals) |
|------------------------|---|---------|-------------------------|
| procedure APG | | | |
| | 218 COMPLEX POSTERIOR SEGMENT EYE PROCEDURES | 7 | 427 |
| | 219 SIMPLE POSTERIOR SEGMENT EYE PROCEDURES | 4 | 434 |
| | 221 COMPLEX REPAIR AND PLASTIC PROCEDURES OF EYE | 13 | 787 |
| | 222 SIMPLE REPAIR AND PLASTIC PROCEDURES OF EYE | 3 | 630 |
| | 223 VITRECTOMY | 6 | 1,675 |
| 12 | FACIAL, EAR, NOSE, MOUTH AND THROAT | 641 | 28,941 |
| | 231 COCHLEAR DEVICE IMPLANTATION | 25 | 41 |
| | 233 NASAL CAUTERIZATION AND PACKING | 7 | 204 |
| | 234 COMPLEX FACIAL AND ENT PROCEDURES | 406 | 5,313 |
| | 235 SIMPLE FACIAL AND ENT PROCEDURES | 168 | 14,825 |
| | 236 TONSIL AND ADENOID PROCEDURES | 35 | 8,558 |
| 13 | THERAPEUTIC AND OTHER RADIOLOGICAL PROCEDURES | 309 | 3,489 |
| | 253 VASCULAR RADIOLOGY EXCEPT FOR VENOGRAPHY OF EXTREMITY | 209 | 1,503 |
| | 254 MYELOGRAPHY | 40 | 307 |
| | 255 MISCELLANEOUS RADIOLOGICAL PROCEDURES WITH CONTRAST | 60 | 1,673 |

SOURCE: Utah Ambulatory Surgery Database

Utah Health Data Committee/Office of Health Care Statistics

Reportable* excludes codes in the former "Other" category and CPT blood draw codes in previous reports.

AMB ST 1-5
UTAH HOSPITAL AND FREESTANDING AMBULATORY SURGERY CENTER (FASC) UTILIZATION AND CHARGE PROFILE OF OUTPATIENT SURGERY, 2005
PROCEDURE APG CATEGORY, PROCEDURE APG, SINGLE APG ONLY
BASED ON REPORTABLE* CPT-4 PROCEDURES

125 University of Utah Hospitals & Clinics

| Procedure APG category | | TOTAL # | AVE TOT CHR | AVE TOT CHR(ALL Hospitals) |
|------------------------|---|---------|-------------|-----------------------------|
| Procedure APG | | | | |
| 01 | INTEGUMENTARY SYSTEM | 451 | \$3,315 | \$2,720 |
| | 002 SUPERFICIAL NEEDLE BIOPSY AND ASPIRATION | 142 | \$2,992 | \$2,110 |
| | 003 COMPLEX INCISION AND DRAINAGE | 3 | \$3,114 | \$3,617 |
| | 006 SIMPLE DEBRIDEMENT AND DESTRUCTION | 19 | \$2,421 | \$2,265 |
| | 007 COMPLEX EXCISION, BIOPSY AND DEBRIDEMENT | 22 | \$6,033 | \$2,947 |
| | 008 SIMPLE EXCISION AND BIOPSY | 78 | \$2,665 | \$2,811 |
| | 009 COMPLEX SKIN REPAIRS INCL INTEGUMENT GRAFTS, TRANSFER & REARRAN | 129 | \$3,266 | \$3,441 |
| | 010 SIMPLE SKIN REPAIR | 4 | \$22,050 | \$10,776 |
| | 011 SIMPLE INCISION AND EXCISION OF BREAST | 45 | \$2,756 | \$2,717 |
| | 012 BREAST RECONSTRUCTION AND MASTECTOMY | 9 | \$4,525 | \$4,527 |
| 02 | MUSCULOSKELETAL SYSTEM | 113 | \$5,348 | \$3,739 |
| | 021 COMPLEX MUSCULOSKELETAL PROCEDURES EXCLUDING HAND AND FOOT | 29 | \$7,584 | \$5,677 |
| | 022 SIMPLE MUSCULOSKELETAL PROCEDURES EXCLUDING HAND AND FOOT | 9 | \$4,141 | \$3,550 |
| | 023 COMPLEX HAND AND FOOT MUSCULOSKELETAL PROCEDURES | 2 | \$3,797 | \$4,293 |
| | 024 SIMPLE HAND AND FOOT MUSCULOSKELETAL PROCEDURES | 29 | \$3,723 | \$2,497 |
| | 025 ARTHROSCOPY | 11 | \$5,353 | \$4,162 |
| | 027 SPLINT, STRAPPING AND CAST REMOVAL | 1 | \$3,938 | \$1,088 |
| | 029 CLOSED TREATMENT FX & DISLOCATION EXC FINGER, TOE & TRUNK | 1 | \$6,332 | \$2,873 |
| | 030 OPEN OR PERCUTANEOUS TREATMENT OF FRACTURES | 21 | \$6,302 | \$4,697 |
| | 031 BONE OR JOINT MANIPULATION UNDER ANESTHESIA | 6 | \$3,295 | \$2,274 |
| | 032 BUNION PROCEDURES | 1 | \$7,983 | \$3,289 |
| | 035 ARTHROCENTESIS AND LIGAMENT OR TENDON INJECTION | 3 | \$763 | \$792 |
| 03 | RESPIRATORY SYSTEM | 179 | \$2,877 | \$1,861 |
| | 052 NEEDLE AND CATHETER BIOPSY, ASPIRATION, LAVAGE AND INTUBATION | 29 | \$982 | \$1,117 |
| | 053 COMPLEX ENDOSCOPY OF THE UPPER AIRWAY | 42 | \$4,336 | \$3,101 |
| | 054 SIMPLE ENDOSCOPY OF THE UPPER AIRWAY | 2 | \$3,243 | \$1,025 |
| | 055 ENDOSCOPY OF THE LOWER AIRWAY | 106 | \$2,810 | \$2,026 |
| 04 | CARDIOVASCULAR SYSTEM | 618 | \$11,332 | \$11,714 |
| | 074 CARDIAC ELECTROPHYSIOLOGIC TESTS | 54 | \$23,075 | \$22,994 |
| | 075 PLACEMENT OF TRANSVENOUS CATHETERS | 12 | \$24,498 | \$16,552 |
| | 076 DIAGNOSTIC CARDIAC CATHETERIZATION | 268 | \$8,488 | \$7,275 |
| | 077 ANGIOPLASTY AND TRANSCATHETER PROCEDURES | 95 | \$12,430 | \$18,442 |
| | 078 PACEMAKER INSERTION AND REPLACEMENT | 34 | \$19,587 | \$20,119 |
| | 079 REMOVAL AND REVISION OF PACEMAKER AND VASCULAR DEVICE | 56 | \$15,149 | \$7,717 |
| | 080 MINOR VASCULAR REPAIR AND FISTULA CONSTRUCTION | 68 | \$5,079 | \$4,543 |
| | 081 SECONDARY VARICOSE VEINS AND VASCULAR INJECTION | 10 | \$2,873 | \$12,911 |
| | 082 VASCULAR LIGATION | 20 | \$5,438 | \$4,974 |
| | 083 RESUSCITATION AND CARADIOVERSION | 1 | \$10,427 | \$7,116 |
| 05 | HEMATOLOGIC, LYMPHATIC, AND ENDOCRINE | 114 | \$16,711 | \$4,419 |
| | 094 BLOOD AND BLOOD PRODUCT EXCHANGE | 86 | \$21,010 | \$19,757 |
| | 095 DEEP LYMPH STRUCTURE AND THYROID PROCEDURES | 27 | \$3,581 | \$4,406 |
| | 097 TRANSFUSION | 1 | \$1,566 | \$2,478 |
| 06 | DIGESTIVE SYSTEM | 5,902 | \$1,598 | \$1,962 |
| | 111 ALIMENTARY TESTS AND SIMPLE TUBE PLACEMENT | 50 | \$985 | \$1,010 |
| | 112 ESOPHAGEAL DILATION WITHOUT ENDOSCOPY | 1 | \$1,303 | \$1,144 |

AMB ST 1-5
UTAH HOSPITAL AND FREESTANDING AMBULATORY SURGERY CENTER (FASC) UTILIZATION AND CHARGE PROFILE OF OUTPATIENT SURGERY, 2005
PROCEDURE APG CATEGORY, PROCEDURE APG, SINGLE APG ONLY
BASED ON REPORTABLE* CPT-4 PROCEDURES

125 University of Utah Hospitals & Clinics

| procedure APG category Procedure APG | TOTAL # | AVE TOT CHR | AVE TOT CHR(ALL Hospitals) |
|---|---------|-------------|-----------------------------|
| 113 ANOSCOPY WITH BIOPSY AND DIAGNOSTIC PROCTOSIGMOIDOSCOPY | 71 | \$802 | \$984 |
| 114 PROCTOSIGMOIDOSCOPY WITH EXCISION OR BIOPSY | 53 | \$800 | \$1,169 |
| 115 DIAGNOSTIC UPPER GI ENDOSCOPY OR INTUBATION | 1,436 | \$1,149 | \$1,165 |
| 116 THERAPEUTIC UPPER GI ENDOSCOPY OR INTUBATION | 213 | \$1,656 | \$1,658 |
| 117 LOWER GASTROINTESTINAL ENDOSCOPY | 3,434 | \$1,123 | \$1,067 |
| 118 ERCP AND MISCELLANEOUS GI ENDOSCOPY PROCEDURES | 46 | \$4,022 | \$3,503 |
| 119 HERNIA AND HYDROCELE PROCEDURES | 206 | \$4,198 | \$3,280 |
| 120 COMPLEX ANAL AND RECTAL PROCEDURES | 20 | \$3,512 | \$2,685 |
| 121 SIMPLE ANAL AND RECTAL PROCEDURES | 23 | \$1,438 | \$1,870 |
| 122 MISCELLANEOUS ABDOMINAL PROCEDURES | 16 | \$4,428 | \$2,977 |
| 123 COMPLEX LAPAROSCOPIC PROCEDURES | 332 | \$6,609 | \$5,679 |
| 124 SIMPLE LAPAROSCOPIC PROCEDURES | 1 | \$6,212 | \$9,924 |
| 07 URINARY SYSTEM | 192 | \$4,498 | \$4,153 |
| 131 RENAL EXTRACORPOREAL SHOCK WAVE LITHOTRIPSY | 41 | \$6,548 | \$7,665 |
| 133 URINARY CATHETERIZATION AND DILATATION | 3 | \$3,016 | \$3,375 |
| 134 COMPLEX CYSTOURETHROSCOPY AND LITHOLAPAXY | 67 | \$4,231 | \$4,141 |
| 135 MODERATE CYSTOURETHROSCOPY | 60 | \$3,687 | \$3,140 |
| 136 SIMPLE CYSTOURETHROSCOPY | 17 | \$4,000 | \$2,217 |
| 137 COMPLEX URETHRAL PROCEDURES | 4 | \$3,367 | \$4,424 |
| 08 MALE GENITAL SYSTEM | 53 | \$4,107 | \$3,036 |
| 151 TESTICULAR AND EPIDIDYMAL PROCEDURES | 36 | \$4,254 | \$2,586 |
| 153 COMPLEX PENILE PROCEDURES | 6 | \$4,615 | \$3,166 |
| 154 SIMPLE PENILE PROCEDURES | 10 | \$3,092 | \$1,905 |
| 155 PROSTATE NEEDLE AND PUNCH BIOPSY | 1 | \$5,931 | \$3,040 |
| 09 FEMALE GENITAL SYSTEM | 138 | \$4,218 | \$3,633 |
| 176 COMPLEX FEMALE REPRODUCTIVE PROCEDURES | 32 | \$4,995 | \$4,657 |
| 177 SIMPLE FEMALE REPRODUCTIVE PROCEDURES | 29 | \$4,296 | \$2,716 |
| 178 DILATION AND CURETTAGE | 5 | \$4,498 | \$2,156 |
| 179 HYSTEROSCOPY | 71 | \$3,819 | \$4,046 |
| 180 COLPOSCOPY | 1 | \$3,988 | \$1,802 |
| 10 NERVOUS SYSTEM | 90 | \$7,989 | \$1,539 |
| 195 NERVOUS SYSTEM INJECTIONS, STIMULATIONS OR CRANIAL TAP | 25 | \$1,884 | \$994 |
| 196 REVISION AND REMOVAL OF NEUROLOGICAL DEVICE | 14 | \$5,910 | \$5,892 |
| 197 NEUROSTIMULATOR AND VENTRICULAR SHUNT IMPLANTATION | 22 | \$24,044 | \$20,573 |
| 198 NERVE REPAIR AND DESTRUCTION | 15 | \$2,995 | \$2,246 |
| 199 SPINAL TAP | 14 | \$1,091 | \$1,728 |
| 11 EYE AND OCULAR ADNEXA | 58 | \$3,774 | \$2,803 |
| 211 MINOR OPHTHALMOLOGICAL TESTS AND PROCEDURES | 2 | \$3,357 | \$1,972 |
| 214 CATARACT PROCEDURES | 29 | \$3,072 | \$2,930 |
| 215 COMPLEX ANTERIOR SEGMENT EYE PROCEDURES | 9 | \$4,878 | \$2,675 |
| 216 MODERATE ANTERIOR SEGMENT EYE PROCEDURES | 2 | \$4,971 | \$2,211 |
| 217 SIMPLE ANTERIOR SEGMENT EYE PROCEDURES | 2 | \$2,158 | \$2,213 |
| 218 COMPLEX POSTERIOR SEGMENT EYE PROCEDURES | 4 | \$5,308 | \$5,110 |
| 219 SIMPLE POSTERIOR SEGMENT EYE PROCEDURES | 2 | \$3,302 | \$2,811 |
| 221 COMPLEX REPAIR AND PLASTIC PROCEDURES OF EYE | 5 | \$4,731 | \$3,502 |

AMB ST 1-5
UTAH HOSPITAL AND FREESTANDING AMBULATORY SURGERY CENTER (FASC) UTILIZATION AND CHARGE PROFILE OF OUTPATIENT SURGERY, 2005
PROCEDURE APG CATEGORY, PROCEDURE APG, SINGLE APG ONLY
BASED ON REPORTABLE* CPT-4 PROCEDURES

125 University of Utah Hospitals & Clinics

| procedure APG category Procedure APG | TOTAL # | AVE TOT CHR | AVE TOT CHR(ALL Hospitals) |
|---|---------|-------------|-----------------------------|
| 223 VITRECTOMY | 3 | \$4,479 | \$5,631 |
| 12 FACIAL, EAR, NOSE, MOUTH AND THROAT | 408 | \$8,641 | \$2,232 |
| 231 COCHLEAR DEVICE IMPLANTATION | 25 | \$57,641 | \$50,945 |
| 233 NASAL CAUTERIZATION AND PACKING | 3 | \$7,134 | \$2,648 |
| 234 COMPLEX FACIAL AND ENT PROCEDURES | 244 | \$5,859 | \$4,546 |
| 235 SIMPLE FACIAL AND ENT PROCEDURES | 106 | \$4,888 | \$1,623 |
| 236 TONSIL AND ADENOID PROCEDURES | 30 | \$3,846 | \$2,001 |
| 13 THERAPEUTIC AND OTHER RADIOLOGICAL PROCEDURES | 79 | \$20,430 | \$3,887 |
| 253 VASCULAR RADIOLOGY EXCEPT FOR VENOGRAPHY OF EXTREMITY | 39 | \$12,020 | \$12,212 |
| 254 MYELOGRAPHY | 1 | \$621 | \$2,899 |
| 255 MISCELLANEOUS RADIOLOGICAL PROCEDURES WITH CONTRAST | 39 | \$29,348 | \$2,848 |

SOURCE: Utah Ambulatory Surgery Database

Utah Health Data Committee/Office of Health Care Statistics

Reportable* excludes codes in the former "Other" category and CPT blood draw codes in previous reports.

AMB ST 1-6
UTAH HOSPITAL AND FREESTANDING AMBULATORY SURGERY CENTER (FASC) UTILIZATION AND CHARGE PROFILE OF OUTPATIENT SURGERY, 2005
NUMBER OF SELECTED AMBULATORY SURGERY PATIENT VISITS BY PATIENT PROFILE

125 University of Utah Hospitals & Clinics

| Patient Profile | Patient Visits | | Patient Visits-All Hospitals | |
|----------------------------|----------------|-------|------------------------------|------|
| | (#) | (%) | (#) | (%) |
| GENDER | | | | |
| Female | 5,632 | 51.4 | 121,269 | 54.3 |
| Male | 5,311 | 48.5 | 101,991 | 45.7 |
| Unknown | 12 | 0.1 | 13 | 0.0 |
| Not Reported | 0 | 0.0 | 5 | 0.0 |
| AGE | | | | |
| 1-28 days | 0 | 0.0 | 469 | 0.2 |
| 29-365 days | 0 | 0.0 | 3,008 | 1.3 |
| 1-4 years | 17 | 0.2 | 10,999 | 4.9 |
| 5-9 | 35 | 0.3 | 6,321 | 2.8 |
| 10-14 | 64 | 0.6 | 4,532 | 2.0 |
| 15-17 | 105 | 1.0 | 4,858 | 2.2 |
| 18-19 | 102 | 0.9 | 3,511 | 1.6 |
| 20-24 | 459 | 4.2 | 10,616 | 4.8 |
| 25-29 | 621 | 5.7 | 12,207 | 5.5 |
| 30-34 | 562 | 5.1 | 11,660 | 5.2 |
| 35-39 | 599 | 5.5 | 11,852 | 5.3 |
| 40-44 | 719 | 6.6 | 14,382 | 6.4 |
| 45-49 | 922 | 8.4 | 17,465 | 7.8 |
| 50-54 | 1,571 | 14.3 | 24,332 | 10.9 |
| 55-59 | 1,272 | 11.6 | 20,472 | 9.2 |
| 60-64 | 1,078 | 9.8 | 17,241 | 7.7 |
| 65-69 | 947 | 8.6 | 15,102 | 6.8 |
| 70-74 | 695 | 6.3 | 12,741 | 5.7 |
| 75-79 | 670 | 6.1 | 10,692 | 4.8 |
| 80-84 | 330 | 3.0 | 6,850 | 3.1 |
| 85-89 | 141 | 1.3 | 3,124 | 1.4 |
| 90 + | 46 | 0.4 | 842 | 0.4 |
| Not Reported | 0 | 0.0 | 471 | 0.2 |
| SOURCE OF ADMISSION | | | | |
| Physician Referral | 0 | 0.0 | 197,732 | 88.6 |
| Clinic Referral | 0 | 0.0 | 511 | 0.2 |
| HMO Referral | 0 | 0.0 | 3,452 | 1.5 |
| Other Hospital | 0 | 0.0 | 121 | 0.1 |
| Skilled Nursing Facility | 0 | 0.0 | 19 | 0.0 |
| Other Health Care Facility | 0 | 0.0 | 36 | 0.0 |
| Emergency Room | 0 | 0.0 | 4,092 | 1.8 |
| Court/Law Enforcement | 0 | 0.0 | 0 | 0.0 |
| Unknown | 0 | 0.0 | 7 | 0.0 |
| Not Reported | 10,955 | 100.0 | 17,308 | 7.8 |

(Continued)

AMB ST 1-6
UTAH HOSPITAL AND FREESTANDING AMBULATORY SURGERY CENTER (FASC) UTILIZATION AND CHARGE PROFILE OF OUTPATIENT SURGERY, 2005
NUMBER OF SELECTED AMBULATORY SURGERY PATIENT VISITS BY PATIENT PROFILE

125 University of Utah Hospitals & Clinics

| Patient Profile | Patient Visits | | Patient Visits-All Hospitals | |
|---|----------------|------|------------------------------|------|
| | (#) | (%) | (#) | (%) |
| DISCHARGE STATUS | | | | |
| Home or Self Care | 10,934 | 99.8 | 222,736 | 99.8 |
| Another Hospital | 9 | 0.1 | 119 | 0.1 |
| Skilled Nursing Facility | 2 | 0.0 | 104 | 0.0 |
| Intermediate Care Facility | 2 | 0.0 | 9 | 0.0 |
| Another Type of Institution | 0 | 0.0 | 26 | 0.0 |
| Under Care of Home Service | 0 | 0.0 | 191 | 0.1 |
| Left Against Medical Advice | 5 | 0.0 | 24 | 0.0 |
| Under Care of Home IV Provider | 3 | 0.0 | 11 | 0.0 |
| Expired | 0 | 0.0 | 12 | 0.0 |
| Unknown | 0 | 0.0 | 46 | 0.0 |
| Not Reported | 0 | 0.0 | 0 | 0.0 |
| PRIMARY PAYER | | | | |
| Medicare | 3,102 | 28.3 | 49,290 | 22.1 |
| Medicaid | 874 | 8.0 | 14,728 | 6.6 |
| Other government | 306 | 2.8 | 5,443 | 2.4 |
| Blue Cross/Blue Shield | 2,680 | 24.5 | 29,900 | 13.4 |
| Other Commercial | 821 | 7.5 | 14,398 | 6.4 |
| Managed Care(HMO, PPO) | 2,931 | 26.8 | 101,684 | 45.5 |
| Self Pay | 149 | 1.4 | 2,175 | 1.0 |
| Industrial & Worker Comp | 55 | 0.5 | 4,017 | 1.8 |
| Charity and Unclassified | 26 | 0.2 | 206 | 0.1 |
| Childrens Health Insurance | 5 | 0.0 | 197 | 0.1 |
| Unknown | 6 | 0.1 | 1,148 | 0.5 |
| Not Reported | 0 | 0.0 | 92 | 0.0 |
| LOCAL HEALTH DISTRICT OF PATIENT RESIDENCE | | | | |
| Bear River | 128 | 1.2 | 15,256 | 6.8 |
| Central Utah | 78 | 0.7 | 8,217 | 3.7 |
| Davis County | 674 | 6.2 | 22,608 | 10.1 |
| Salt Lake County | 7,121 | 65.0 | 78,843 | 35.3 |
| Southeastern Utah | 89 | 0.8 | 5,233 | 2.3 |
| Southwest Utah | 70 | 0.6 | 12,333 | 5.5 |
| Summit County | 437 | 4.0 | 3,135 | 1.4 |
| Tooele County | 495 | 4.5 | 4,296 | 1.9 |
| Tri-County | 108 | 1.0 | 5,769 | 2.6 |
| Utah County | 331 | 3.0 | 35,901 | 16.1 |
| Wasatch County | 69 | 0.6 | 1,724 | 0.8 |
| Weber County | 263 | 2.4 | 20,598 | 9.2 |
| Unknown Utah | 0 | 0.0 | 49 | 0.0 |
| Outside Utah | 1,090 | 9.9 | 9,153 | 4.1 |
| Unknown, Not Reported | 2 | 0.0 | 163 | 0.1 |

SOURCE: Utah Ambulatory Surgery Database,
Utah Health Data Committee/Office of Health Care Statistics.

AMB ST 1-1
UTAH HOSPITAL AND FREESTANDING AMBULATORY SURGERY CENTER (FASC) UTILIZATION AND CHARGE PROFILE OF OUTPATIENT SURGERY, 2005
NUMBER OF CPT-4 AND ICD-9 REPORTABLE* PROCEDURES BY SELECTED AMBULATORY SURGERY REPORTING CATEGORY

310 University of Utah Huntsman Cancer Hospital

| | Procedures Performed | | Procedures Performed-All Hospitals | |
|--|----------------------|-------|------------------------------------|-------|
| | (#) | (%) | (#) | (%) |
| Reporting Category(ICD-9-CM CODES) | 2,260 | 100.0 | 319,528 | 100.0 |
| Mastectomy (85.0-85.99) | 286 | 12.7 | 7,251 | 2.3 |
| Musculoskeletal (76.0-84.99) | 61 | 2.7 | 62,442 | 19.5 |
| Respiratory (30.0-34.99) | 30 | 1.3 | 3,352 | 1.0 |
| Cardiovascular (35.0-39.99) | 3 | 0.1 | 16,471 | 5.2 |
| Lymphatic/Hemetic (40.0-41.99) | 267 | 11.8 | 2,955 | 0.9 |
| Digestive System (42.0-54.99) | 1,262 | 55.8 | 105,537 | 33.0 |
| Urinary (55.0-59.99) | 65 | 2.9 | 8,250 | 2.6 |
| Male Genital (60.0-64.99) | 7 | 0.3 | 3,729 | 1.2 |
| Female Genital (65.0-71.99) | 111 | 4.9 | 14,736 | 4.6 |
| Endocrine/Nervous (01.0-07.99) | 66 | 2.9 | 30,031 | 9.4 |
| Eye (08.0-16.99) | 6 | 0.3 | 19,655 | 6.2 |
| Ear (18.0-20.99) | 29 | 1.3 | 15,107 | 4.7 |
| Nose, Mouth, Pharynx (21.0-29.99) | 67 | 3.0 | 30,012 | 9.4 |
| Reporting Category(CPT-4 CODES) | 2,682 | 100.0 | 307,031 | 100.0 |
| Mastectomy (19120-19220) | 186 | 6.9 | 3,138 | 1.0 |
| Musculoskeletal (20000-29909) | 68 | 2.5 | 61,634 | 20.1 |
| Respiratory (30000-32999 & 39501-39599) | 43 | 1.6 | 13,104 | 4.3 |
| Cardiovascular (33010-37799 & 93501-93660) | 51 | 1.9 | 37,099 | 12.1 |
| Lymphatic/Hemetic (38100-38999) | 271 | 10.1 | 2,706 | 0.9 |
| Digestive (40490-49999) | 1,780 | 66.4 | 114,818 | 37.4 |
| Urinary (50010-53899) | 68 | 2.5 | 8,591 | 2.8 |
| Male Genital (54000-55899) | 28 | 1.0 | 3,154 | 1.0 |
| Female Genital (56405-58999) | 105 | 3.9 | 11,166 | 3.6 |
| Endocrine/Nervous (60000-64999) | 71 | 2.6 | 31,549 | 10.3 |
| Eye (65091-68899) | 3 | 0.1 | 11,740 | 3.8 |
| Ear (69000-69979) | 8 | 0.3 | 8,332 | 2.7 |

SOURCE: Utah Ambulatory Surgery Database
 Utah Health Data Committee/Office of Health Care Statistics.
 Reportable* excludes codes in the former "Other" category and CPT blood draw codes in previous reports.

AMB ST 1-2
UTAH HOSPITAL AND FREESTANDING AMBULATORY SURGERY CENTER (FASC) UTILIZATION AND CHARGE PROFILE OF OUTPATIENT SURGERY, 2005
MOST COMMONLY PERFORMED CPT-4 AND ICD-9 REPORTABLE* PROCEDURES

310 University of Utah Huntsman Cancer Hospital

| ICD-9 CODE | ICD-9 DESCRIPTION | # | % | % ALL Hospitals |
|----------------------|-------------------------------------|-------|-------|-----------------|
| All ICD-9 Procedures | | 2,260 | 100.0 | 100.0 |
| 4516 | EGD W/CLOS BX | 227 | 10.0 | 5.33 |
| 8521 | LOCAL EXCISION OF LESION OF BREAST | 169 | 7.5 | 0.91 |
| 4513 | OTHER ENDOSCOPY OF SMALL INTESTINE | 165 | 7.3 | 2.02 |
| 4523 | COLONOSCOPY | 152 | 6.7 | 7.33 |
| 4542 | ENDO POLYPECTOMY LARGE INTESTINE | 99 | 4.4 | 3.85 |
| 4824 | CLOSED BIOPSY OF RECTUM | 94 | 4.2 | 0.55 |
| 4019 | OTH DX PROC LYMPHATIC STRUCTURES | 76 | 3.4 | 0.16 |
| 4836 | [ENDOSCOPIC] POLYPECTOMY OF RECTUM | 64 | 2.8 | 1.17 |
| 4525 | CLOS [ENDO] BX LARGE INTESTINE | 63 | 2.8 | 2.58 |
| 4131 | BIOPSY OF BONE MARROW | 59 | 2.6 | 0.20 |
| 4023 | EXCISION OF AXILLARY LYMPH NODE | 58 | 2.6 | 0.19 |
| 4823 | RIGID PROCTOSIGMOIDOSCOPY | 54 | 2.4 | 0.03 |
| 4524 | FLEXIBLE SIGMOIDOSCOPY | 38 | 1.7 | 0.16 |
| 062 | UNILATERAL THYROID LOBECTOMY | 33 | 1.5 | 0.12 |
| 4292 | DILATION OF ESOPHAGUS | 30 | 1.3 | 1.37 |
| 5749 | OTH TRANSURETH EXC/DEST LES BLADDER | 29 | 1.3 | 0.22 |
| 5185 | ENDO SPHINCTEROTOMY&PAPILLOTOMY | 28 | 1.2 | 0.15 |
| 5110 | ERCP | 26 | 1.2 | 0.09 |
| 4011 | BIOPSY OF LYMPHATIC STRUCTURE | 24 | 1.1 | 0.18 |
| 8339 | EXCISION LESION OTHER SOFT TISSUE | 23 | 1.0 | 0.23 |

| CPT-4 CODE | CPT-4 DESCRIPTION | # | % | % ALL Hospitals |
|----------------------|----------------------------------|-------|-------|-----------------|
| All CPT-4 Procedures | | 2,682 | 100.0 | 100.0 |
| 45380 | COLONOSCOPY FLEX; W/BX 1/MX | 326 | 12.2 | 5.50 |
| 43239 | UGI ENDO; W/BX 1/MX | 212 | 7.9 | 5.40 |
| 45378 | COLONOSCOPY FLEX; DX-SEP PROC | 193 | 7.2 | 7.15 |
| 43242 | UGI ENDO; W/US GUID ASPIR/BX | 130 | 4.8 | 0.07 |
| 43259 | UGI ENDO; W/ENDO UNTRASOUND EXAM | 123 | 4.6 | 0.08 |
| 19120 | EXC BRST CYST TUMR/LES OPN M/F 1 | 90 | 3.4 | 0.59 |
| 19125 | EXC BRST LES ID RAD MARKR OPN;1 | 78 | 2.9 | 0.27 |
| 45385 | COLONOSCOPY FLEX; W/REMV LES-SNA | 73 | 2.7 | 1.80 |
| 38792 | INJECTION PROC; ID SENTINEL NODE | 71 | 2.6 | 0.14 |
| 38220 | BONE MARROW; ASPIRATION ONLY | 70 | 2.6 | 0.06 |
| 38525 | BX/EXC LYMPH NODE; OPN DP AX NOD | 65 | 2.4 | 0.23 |
| 43235 | UGI ENDO; DX W/WO CLCT SPECMN-SP | 64 | 2.4 | 1.34 |
| 45300 | PROCSIGMOSCOPY RIGID; DX-SEP PRO | 55 | 2.1 | 0.03 |
| 36561 | INSRT TUNNL CNTRL CVAD PORT; 5 Y | 37 | 1.4 | 0.12 |
| 43269 | ERCP; REMOVAL FB &OR CHG TUBE/ST | 33 | 1.2 | 0.08 |
| 60220 | TOT THYRD LOBECT UNI;W/WO ISTHMS | 33 | 1.2 | 0.10 |
| 38510 | BX/EXC LYMPH NODE; OPN DP CERV N | 32 | 1.2 | 0.09 |
| 43262 | ERCP; W/SPHINCTEROTOMY/PAPILLOTO | 32 | 1.2 | 0.16 |
| 43249 | UGI ENDO; W/BALLOON DILAT ESOPHA | 31 | 1.2 | 0.89 |
| 43264 | ERCP; REMV CALCU BILI&/PANC DUCT | 28 | 1.0 | 0.08 |

SOURCE: Utah Ambulatory Surgery Database

Utah Health Data Committee/Office of Health Care Statistics

Reportable* excludes codes in the former "Other" category and CPT4 blood draw codes in previous reports.

AMB ST 1-3

UTAH HOSPITAL AND FREESTANDING AMBULATORY SURGERY CENTER (FASC) UTILIZATION AND CHARGE PROFILE OF OUTPATIENT SURGERY, 2005
 AVERAGE TOTAL CHARGES FOR MOST COMMONLY PERFORMED CPT-4 AND ICD-9 REPORTABLE* PROCEDURES, SINGLE ICD-9 OR CPT-4 ONLY

310 University of Utah Huntsman Cancer Hospital

| ICD-9 CODE | ICD-9 DESCRIPTION | # | AVE TOT CHRG | AVE TOT CHRG(ALL Hospitals) |
|------------------|-------------------------------------|-------|--------------|------------------------------|
| ICD-9 Procedures | | 1,398 | \$2,342 | \$2,879 |
| 4516 | EGD W/CLOS BX | 188 | \$1,769 | \$1,210 |
| 4523 | COLONOSCOPY | 150 | \$1,112 | \$903 |
| 4513 | OTHER ENDOSCOPY OF SMALL INTESTINE | 126 | \$1,317 | \$1,077 |
| 8521 | LOCAL EXCISION OF LESION OF BREAST | 124 | \$2,521 | \$2,505 |
| 4824 | CLOSED BIOPSY OF RECTUM | 77 | \$1,288 | \$1,219 |
| 4542 | ENDO POLYPECTOMY LARGE INTESTINE | 72 | \$1,362 | \$1,238 |
| 4131 | BIOPSY OF BONE MARROW | 56 | \$2,537 | \$3,031 |
| 4823 | RIGID PROCTOSIGMOIDOSCOPY | 49 | \$480 | \$728 |
| 4525 | CLOS [ENDO] BX LARGE INTESTINE | 48 | \$1,423 | \$1,300 |
| 4836 | [ENDOSCOPIC] POLYPECTOMY OF RECTUM | 42 | \$2,260 | \$1,195 |
| 062 | UNILATERAL THYROID LOBECTOMY | 32 | \$6,011 | \$5,567 |
| 4524 | FLEXIBLE SIGMOIDOSCOPY | 30 | \$699 | \$712 |
| 4011 | BIOPSY OF LYMPHATIC STRUCTURE | 21 | \$4,047 | \$3,437 |
| 5110 | ERCP | 20 | \$4,304 | \$3,465 |
| 4921 | ANOSCOPY | 19 | \$74 | \$160 |
| 5749 | OTH TRANSURETH EXC/DEST LES BLADDER | 18 | \$4,190 | \$3,501 |
| 8519 | OTHER DIAGNOSTIC PROCEDURES BREAST | 12 | \$765 | \$1,014 |
| 4233 | ENDO EXC/DESTRUC LES/TISSUE ESOPH | 10 | \$1,716 | \$1,733 |
| 8339 | EXCISION LESION OTHER SOFT TISSUE | 10 | \$4,387 | \$2,723 |
| 8587 | OTHER REPAIR/RECONSTRUCTION NIPPLE | 10 | \$3,004 | \$2,916 |

| CPT-4 CODE | CPT-4 DESCRIPTION | # | AVE TOT CHRG | AVE TOT CHRG(ALL Hospitals) |
|------------------|----------------------------------|-------|--------------|------------------------------|
| CPT-4 Procedures | | 1,738 | \$2,273 | \$2,664 |
| 45380 | COLONOSCOPY FLEX; W/BX 1/MX | 287 | \$1,382 | \$1,227 |
| 45378 | COLONOSCOPY FLEX; DX-SEP PROC | 192 | \$1,120 | \$907 |
| 43239 | UGI ENDO; W/BX 1/MX | 133 | \$1,463 | \$1,205 |
| 43242 | UGI ENDO; W/US GUID ASPIR/BX | 97 | \$1,860 | \$2,034 |
| 43259 | UGI ENDO; W/ENDO UNTRASOUND EXAM | 81 | \$1,322 | \$1,340 |
| 19120 | EXC BRST CYST TUMR/LES OPN M/F 1 | 68 | \$2,438 | \$2,463 |
| 38220 | BONE MARROW; ASPIRATION ONLY | 67 | \$2,428 | \$3,615 |
| 19125 | EXC BRST LES ID RAD MARKR OPN;1 | 66 | \$2,723 | \$3,257 |
| 43235 | UGI ENDO; DX W/WO CLCT SPECMN-SP | 58 | \$1,037 | \$1,012 |
| 45300 | PROCSIGMOSCOPY RIGID; DX-SEP PRO | 52 | \$465 | \$520 |
| 45385 | COLONOSCOPY FLEX; W/REMV LES-SNA | 36 | \$1,346 | \$1,353 |
| 36561 | INSRT TUNNL CNTRL CVAD PORT; 5 Y | 35 | \$3,797 | \$4,225 |
| 60220 | TOT THYRD LOBECT UNI;W/WO ISTHMS | 32 | \$6,011 | \$5,538 |
| 45330 | SIGMOIDOSCOPY FLEX; DX-SEP PROC | 26 | \$472 | \$595 |
| 46600 | ANSCP; DX W/WO CLCT SPEC BRSH/W | 23 | \$151 | \$144 |
| 55859 | TRNSPERNL PLC NDLE PROS-RADELMNT | 22 | \$6,848 | \$11,314 |
| 38510 | BX/EXC LYMPH NODE; OPN DP CERV N | 19 | \$4,754 | \$3,681 |
| 43247 | UGI ENDO; W/REMOVAL FB | 16 | \$1,042 | \$1,347 |
| 45341 | SIGMOIDOSCOPY FLXIBLE; W/ENDO US | 15 | \$974 | \$1,060 |
| 58661 | LAP SURG; W/REMV ADNEXAL STRUCT | 15 | \$7,554 | \$6,165 |

SOURCE: Utah Ambulatory Surgery Database
 Reportable* excludes codes in the former "Other" category and CPT4 blood draw codes in previous reports.

AMB ST 1-4
UTAH HOSPITAL AND FREESTANDING AMBULATORY SURGERY CENTER (FASC) UTILIZATION AND CHARGE PROFILE OF OUTPATIENT SURGERY, 2005
PROCEDURE APG CATEGORY, PROCEDURE APG, BASED ON REPORTABLE* CPT-4 PROCEDURES

310 University of Utah Huntsman Cancer Hospital

| Procedure APG category | | TOTAL # | TOTAL # (ALL Hospitals) |
|------------------------|---|---------|-------------------------|
| Procedure APG | | | |
| 01 | INTEGUMENTARY SYSTEM | 345 | 9,625 |
| | 002 SUPERFICIAL NEEDLE BIOPSY AND ASPIRATION | 74 | 2,764 |
| | 006 SIMPLE DEBRIDEMENT AND DESTRUCTION | 3 | 163 |
| | 007 COMPLEX EXCISION, BIOPSY AND DEBRIDEMENT | 28 | 1,172 |
| | 008 SIMPLE EXCISION AND BIOPSY | 13 | 975 |
| | 009 COMPLEX SKIN REPAIRS INCL INTEGUMENT GRAFTS, TRANSFER & REARRANGE | 42 | 1,274 |
| | 011 SIMPLE INCISION AND EXCISION OF BREAST | 168 | 2,672 |
| | 012 BREAST RECONSTRUCTION AND MASTECTOMY | 17 | 461 |
| 02 | MUSCULOSKELETAL SYSTEM | 17 | 55,271 |
| | 021 COMPLEX MUSCULOSKELETAL PROCEDURES EXCLUDING HAND AND FOOT | 4 | 6,574 |
| | 022 SIMPLE MUSCULOSKELETAL PROCEDURES EXCLUDING HAND AND FOOT | 1 | 2,116 |
| | 024 SIMPLE HAND AND FOOT MUSCULOSKELETAL PROCEDURES | 5 | 11,501 |
| | 025 ARTHROSCOPY | 4 | 23,586 |
| | 029 CLOSED TREATMENT FX & DISLOCATION EXC FINGER, TOE & TRUNK | 1 | 610 |
| | 035 ARTHROCENTESIS AND LIGAMENT OR TENDON INJECTION | 2 | 1,881 |
| 03 | RESPIRATORY SYSTEM | 39 | 7,516 |
| | 052 NEEDLE AND CATHETER BIOPSY, ASPIRATION, LAVAGE AND INTUBATION | 7 | 721 |
| | 053 COMPLEX ENDOSCOPY OF THE UPPER AIRWAY | 19 | 4,668 |
| | 054 SIMPLE ENDOSCOPY OF THE UPPER AIRWAY | 7 | 343 |
| | 055 ENDOSCOPY OF THE LOWER AIRWAY | 6 | 1,784 |
| 04 | CARDIOVASCULAR SYSTEM | 6 | 31,224 |
| | 077 ANGIOPLASTY AND TRANSCATHETER PROCEDURES | 1 | 2,087 |
| | 079 REMOVAL AND REVISION OF PACEMAKER AND VASCULAR DEVICE | 5 | 844 |
| 05 | HEMATOLOGIC, LYMPHATIC, AND ENDOCRINE | 170 | 2,858 |
| | 092 CHEMOTHERAPY EXCEPT BY EXTENDED INFUSION | 3 | 11 |
| | 095 DEEP LYMPH STRUCTURE AND THYROID PROCEDURES | 166 | 1,920 |
| | 097 TRANSFUSION | 1 | 808 |
| 06 | DIGESTIVE SYSTEM | 1,740 | 103,000 |
| | 111 ALIMENTARY TESTS AND SIMPLE TUBE PLACEMENT | 2 | 155 |
| | 112 ESOPHAGEAL DILATION WITHOUT ENDOSCOPY | 9 | 1,254 |
| | 113 ANOSCOPY WITH BIOPSY AND DIAGNOSTIC PROCTOSIGMOIDOSCOPY | 106 | 683 |
| | 114 PROCTOSIGMOIDOSCOPY WITH EXCISION OR BIOPSY | 49 | 445 |
| | 115 DIAGNOSTIC UPPER GI ENDOSCOPY OR INTUBATION | 295 | 20,979 |
| | 116 THERAPEUTIC UPPER GI ENDOSCOPY OR INTUBATION | 419 | 5,802 |
| | 117 LOWER GASTROINTESTINAL ENDOSCOPY | 642 | 47,252 |
| | 118 ERCP AND MISCELLANEOUS GI ENDOSCOPY PROCEDURES | 168 | 1,917 |
| | 119 HERNIA AND HYDROCELE PROCEDURES | 5 | 7,107 |
| | 120 COMPLEX ANAL AND RECTAL PROCEDURES | 6 | 966 |
| | 121 SIMPLE ANAL AND RECTAL PROCEDURES | 2 | 565 |
| | 122 MISCELLANEOUS ABDOMINAL PROCEDURES | 5 | 490 |
| | 123 COMPLEX LAPAROSCOPIC PROCEDURES | 32 | 14,888 |
| 07 | URINARY SYSTEM | 65 | 7,371 |
| | 134 COMPLEX CYSTOURETHROSCOPY AND LITHOLAPAXY | 25 | 3,433 |
| | 135 MODERATE CYSTOURETHROSCOPY | 29 | 1,850 |
| | 136 SIMPLE CYSTOURETHROSCOPY | 8 | 617 |
| | 137 COMPLEX URETHRAL PROCEDURES | 2 | 156 |

AMB ST 1-4
UTAH HOSPITAL AND FREESTANDING AMBULATORY SURGERY CENTER (FASC) UTILIZATION AND CHARGE PROFILE OF OUTPATIENT SURGERY, 2005
PROCEDURE APG CATEGORY, PROCEDURE APG, BASED ON REPORTABLE* CPT-4 PROCEDURES

310 University of Utah Huntsman Cancer Hospital

| procedure APG category | | TOTAL # | TOTAL # (ALL Hospitals) |
|------------------------|--|---------|-------------------------|
| procedure APG | | | |
| | 138 SIMPLE URETHRAL PROCEDURES | 1 | 149 |
| 08 | MALE GENITAL SYSTEM | 6 | 2,798 |
| | 151 TESTICULAR AND EPIDIDYMAL PROCEDURES | 4 | 1,409 |
| | 153 COMPLEX PENILE PROCEDURES | 1 | 415 |
| | 154 SIMPLE PENILE PROCEDURES | 1 | 711 |
| 09 | FEMALE GENITAL SYSTEM | 76 | 6,527 |
| | 176 COMPLEX FEMALE REPRODUCTIVE PROCEDURES | 17 | 1,506 |
| | 177 SIMPLE FEMALE REPRODUCTIVE PROCEDURES | 45 | 1,484 |
| | 178 DILATION AND CURETTAGE | 4 | 663 |
| | 179 HYSTEROSCOPY | 5 | 2,678 |
| | 180 COLPOSCOPY | 5 | 196 |
| 10 | NERVOUS SYSTEM | 15 | 27,778 |
| | 195 NERVOUS SYSTEM INJECTIONS, STIMULATIONS OR CRANIAL TAP | 14 | 21,371 |
| | 197 NEUROSTIMULATOR AND VENTRICULAR SHUNT IMPLANTATION | 1 | 776 |
| 11 | EYE AND OCULAR ADNEXA | 3 | 11,487 |
| | 214 CATARACT PROCEDURES | 2 | 4,675 |
| | 223 VITRECTOMY | 1 | 1,675 |
| 12 | FACIAL, EAR, NOSE, MOUTH AND THROAT | 63 | 28,941 |
| | 234 COMPLEX FACIAL AND ENT PROCEDURES | 39 | 5,313 |
| | 235 SIMPLE FACIAL AND ENT PROCEDURES | 19 | 14,825 |
| | 236 TONSIL AND ADENOID PROCEDURES | 5 | 8,558 |
| 13 | THERAPEUTIC AND OTHER RADIOLOGICAL PROCEDURES | 3 | 3,489 |
| | 252 RADIATION THERAPY AND HYPERTHERMIA | 1 | 6 |
| | 253 VASCULAR RADIOLOGY EXCEPT FOR VENOGRAPHY OF EXTREMITY | 2 | 1,503 |

SOURCE: Utah Ambulatory Surgery Database

Utah Health Data Committee/Office of Health Care Statistics

Reportable* excludes codes in the former "Other" category and CPT blood draw codes in previous reports.

AMB ST 1-5
UTAH HOSPITAL AND FREESTANDING AMBULATORY SURGERY CENTER (FASC) UTILIZATION AND CHARGE PROFILE OF OUTPATIENT SURGERY, 2005
PROCEDURE APG CATEGORY, PROCEDURE APG, SINGLE APG ONLY
BASED ON REPORTABLE* CPT-4 PROCEDURES

310 University of Utah Huntsman Cancer Hospital

| Procedure APG category | Procedure APG | TOTAL # | AVE TOT CHR | AVE TOT CHR(ALL Hospitals) |
|------------------------|---|---------|-------------|-----------------------------|
| 01 | INTEGUMENTARY SYSTEM | 270 | \$2,856 | \$2,720 |
| | 002 SUPERFICIAL NEEDLE BIOPSY AND ASPIRATION | 69 | \$2,457 | \$2,110 |
| | 007 COMPLEX EXCISION, BIOPSY AND DEBRIDEMENT | 13 | \$4,009 | \$2,947 |
| | 008 SIMPLE EXCISION AND BIOPSY | 10 | \$3,736 | \$2,811 |
| | 009 COMPLEX SKIN REPAIRS INCL INTEGUMENT GRAFTS, TRANSFER & REARRAN | 38 | \$3,730 | \$3,441 |
| | 011 SIMPLE INCISION AND EXCISION OF BREAST | 134 | \$2,578 | \$2,717 |
| | 012 BREAST RECONSTRUCTION AND MASTECTOMY | 6 | \$4,131 | \$4,527 |
| 02 | MUSCULOSKELETAL SYSTEM | 7 | \$4,283 | \$3,739 |
| | 021 COMPLEX MUSCULOSKELETAL PROCEDURES EXCLUDING HAND AND FOOT | 2 | \$4,054 | \$5,677 |
| | 024 SIMPLE HAND AND FOOT MUSCULOSKELETAL PROCEDURES | 2 | \$6,907 | \$2,497 |
| | 025 ARTHROSCOPY | 1 | \$5,535 | \$4,162 |
| | 035 ARTHROCENTESIS AND LIGAMENT OR TENDON INJECTION | 2 | \$1,263 | \$792 |
| 03 | RESPIRATORY SYSTEM | 23 | \$3,018 | \$1,861 |
| | 052 NEEDLE AND CATHETER BIOPSY, ASPIRATION, LAVAGE AND INTUBATION | 6 | \$1,415 | \$1,117 |
| | 053 COMPLEX ENDOSCOPY OF THE UPPER AIRWAY | 12 | \$3,672 | \$3,101 |
| | 054 SIMPLE ENDOSCOPY OF THE UPPER AIRWAY | 2 | \$3,288 | \$1,025 |
| | 055 ENDOSCOPY OF THE LOWER AIRWAY | 3 | \$3,430 | \$2,026 |
| 04 | CARDIOVASCULAR SYSTEM | 4 | \$1,415 | \$11,714 |
| | 079 REMOVAL AND REVISION OF PACEMAKER AND VASCULAR DEVICE | 4 | \$1,415 | \$7,717 |
| 05 | HEMATOLOGIC, LYMPHATIC, AND ENDOCRINE | 78 | \$5,629 | \$4,419 |
| | 095 DEEP LYMPH STRUCTURE AND THYROID PROCEDURES | 77 | \$5,385 | \$4,406 |
| | 097 TRANSFUSION | 1 | \$24,379 | \$2,478 |
| 06 | DIGESTIVE SYSTEM | 1,181 | \$1,589 | \$1,962 |
| | 111 ALIMENTARY TESTS AND SIMPLE TUBE PLACEMENT | 1 | \$920 | \$1,010 |
| | 113 ANOSCOPY WITH BIOPSY AND DIAGNOSTIC PROCTOSIGMOIDOSCOPY | 93 | \$549 | \$984 |
| | 114 PROCTOSIGMOIDOSCOPY WITH EXCISION OR BIOPSY | 30 | \$2,518 | \$1,169 |
| | 115 DIAGNOSTIC UPPER GI ENDOSCOPY OR INTUBATION | 197 | \$1,364 | \$1,165 |
| | 116 THERAPEUTIC UPPER GI ENDOSCOPY OR INTUBATION | 247 | \$1,716 | \$1,658 |
| | 117 LOWER GASTROINTESTINAL ENDOSCOPY | 536 | \$1,279 | \$1,067 |
| | 118 ERCP AND MISCELLANEOUS GI ENDOSCOPY PROCEDURES | 46 | \$3,827 | \$3,503 |
| | 119 HERNIA AND HYDROCELE PROCEDURES | 4 | \$4,189 | \$3,280 |
| | 120 COMPLEX ANAL AND RECTAL PROCEDURES | 6 | \$4,941 | \$2,685 |
| | 121 SIMPLE ANAL AND RECTAL PROCEDURES | 1 | \$1,800 | \$1,870 |
| | 122 MISCELLANEOUS ABDOMINAL PROCEDURES | 1 | \$8,590 | \$2,977 |
| | 123 COMPLEX LAPAROSCOPIC PROCEDURES | 19 | \$7,272 | \$5,679 |
| 07 | URINARY SYSTEM | 36 | \$4,051 | \$4,153 |
| | 134 COMPLEX CYSTOURETHROSCOPY AND LITHOLAPAXY | 20 | \$4,236 | \$4,141 |
| | 135 MODERATE CYSTOURETHROSCOPY | 15 | \$3,775 | \$3,140 |
| | 136 SIMPLE CYSTOURETHROSCOPY | 1 | \$4,489 | \$2,217 |
| 08 | MALE GENITAL SYSTEM | 3 | \$3,729 | \$3,036 |
| | 151 TESTICULAR AND EPIDIDYMAL PROCEDURES | 2 | \$4,615 | \$2,586 |
| | 154 SIMPLE PENILE PROCEDURES | 1 | \$1,956 | \$1,905 |
| 09 | FEMALE GENITAL SYSTEM | 33 | \$3,666 | \$3,633 |
| | 176 COMPLEX FEMALE REPRODUCTIVE PROCEDURES | 11 | \$4,193 | \$4,657 |
| | 177 SIMPLE FEMALE REPRODUCTIVE PROCEDURES | 16 | \$3,509 | \$2,716 |

AMB ST 1-5
UTAH HOSPITAL AND FREESTANDING AMBULATORY SURGERY CENTER (FASC) UTILIZATION AND CHARGE PROFILE OF OUTPATIENT SURGERY, 2005
PROCEDURE APG CATEGORY, PROCEDURE APG, SINGLE APG ONLY
BASED ON REPORTABLE* CPT-4 PROCEDURES

310 University of Utah Huntsman Cancer Hospital

| procedure APG category Procedure APG | TOTAL # | AVE TOT CHRG | AVE TOT CHRG(ALL Hospitals) |
|--|---------|--------------|------------------------------|
| 178 DILATION AND CURETTAGE | 3 | \$2,445 | \$2,156 |
| 179 HYSTEROSCOPY | 2 | \$3,400 | \$4,046 |
| 180 COLPOSCOPY | 1 | \$4,595 | \$1,802 |
| 10 NERVOUS SYSTEM | 2 | \$4,978 | \$1,539 |
| 195 NERVOUS SYSTEM INJECTIONS, STIMULATIONS OR CRANIAL TAP | 1 | \$1,580 | \$994 |
| 197 NEUROSTIMULATOR AND VENTRICULAR SHUNT IMPLANTATION | 1 | \$8,375 | \$20,573 |
| 11 EYE AND OCULAR ADNEXA | 3 | \$4,258 | \$2,803 |
| 214 CATARACT PROCEDURES | 2 | \$3,068 | \$2,930 |
| 223 VITRECTOMY | 1 | \$6,637 | \$5,631 |
| 12 FACIAL, EAR, NOSE, MOUTH AND THROAT | 40 | \$5,819 | \$2,232 |
| 234 COMPLEX FACIAL AND ENT PROCEDURES | 28 | \$6,718 | \$4,546 |
| 235 SIMPLE FACIAL AND ENT PROCEDURES | 12 | \$3,722 | \$1,623 |
| 13 THERAPEUTIC AND OTHER RADIOLOGICAL PROCEDURES | 1 | \$8,867 | \$3,887 |
| 252 RADIATION THERAPY AND HYPERTHERMIA | 1 | \$8,867 | \$5,164 |

SOURCE: Utah Ambulatory Surgery Database

Utah Health Data Committee/Office of Health Care Statistics

Reportable* excludes codes in the former "Other" category and CPT blood draw codes in previous reports.

AMB ST 1-6
UTAH HOSPITAL AND FREESTANDING AMBULATORY SURGERY CENTER (FASC) UTILIZATION AND CHARGE PROFILE OF OUTPATIENT SURGERY, 2005
NUMBER OF SELECTED AMBULATORY SURGERY PATIENT VISITS BY PATIENT PROFILE

310 University of Utah Huntsman Cancer Hospital

| Patient Profile | Patient Visits | | Patient Visits-All Hospitals | |
|----------------------------|----------------|-------|------------------------------|------|
| | (#) | (%) | (#) | (%) |
| GENDER | | | | |
| Female | 1,238 | 55.1 | 121,269 | 54.3 |
| Male | 1,009 | 44.9 | 101,991 | 45.7 |
| Unknown | 0 | 0.0 | 13 | 0.0 |
| Not Reported | 0 | 0.0 | 5 | 0.0 |
| AGE | | | | |
| 1-28 days | 0 | 0.0 | 469 | 0.2 |
| 29-365 days | 0 | 0.0 | 3,008 | 1.3 |
| 1-4 years | 0 | 0.0 | 10,999 | 4.9 |
| 5-9 | 0 | 0.0 | 6,321 | 2.8 |
| 10-14 | 6 | 0.3 | 4,532 | 2.0 |
| 15-17 | 15 | 0.7 | 4,858 | 2.2 |
| 18-19 | 12 | 0.5 | 3,511 | 1.6 |
| 20-24 | 57 | 2.5 | 10,616 | 4.8 |
| 25-29 | 116 | 5.2 | 12,207 | 5.5 |
| 30-34 | 87 | 3.9 | 11,660 | 5.2 |
| 35-39 | 113 | 5.0 | 11,852 | 5.3 |
| 40-44 | 156 | 6.9 | 14,382 | 6.4 |
| 45-49 | 205 | 9.1 | 17,465 | 7.8 |
| 50-54 | 314 | 14.0 | 24,332 | 10.9 |
| 55-59 | 275 | 12.2 | 20,472 | 9.2 |
| 60-64 | 227 | 10.1 | 17,241 | 7.7 |
| 65-69 | 205 | 9.1 | 15,102 | 6.8 |
| 70-74 | 188 | 8.4 | 12,741 | 5.7 |
| 75-79 | 136 | 6.1 | 10,692 | 4.8 |
| 80-84 | 80 | 3.6 | 6,850 | 3.1 |
| 85-89 | 48 | 2.1 | 3,124 | 1.4 |
| 90 + | 7 | 0.3 | 842 | 0.4 |
| Not Reported | 0 | 0.0 | 471 | 0.2 |
| SOURCE OF ADMISSION | | | | |
| Physician Referral | 0 | 0.0 | 197,732 | 88.6 |
| Clinic Referral | 0 | 0.0 | 511 | 0.2 |
| HMO Referral | 0 | 0.0 | 3,452 | 1.5 |
| Other Hospital | 0 | 0.0 | 121 | 0.1 |
| Skilled Nursing Facility | 0 | 0.0 | 19 | 0.0 |
| Other Health Care Facility | 0 | 0.0 | 36 | 0.0 |
| Emergency Room | 0 | 0.0 | 4,092 | 1.8 |
| Court/Law Enforcement | 0 | 0.0 | 0 | 0.0 |
| Unknown | 0 | 0.0 | 7 | 0.0 |
| Not Reported | 2,247 | 100.0 | 17,308 | 7.8 |

(Continued)

AMB ST 1-6
UTAH HOSPITAL AND FREESTANDING AMBULATORY SURGERY CENTER (FASC) UTILIZATION AND CHARGE PROFILE OF OUTPATIENT SURGERY, 2005
NUMBER OF SELECTED AMBULATORY SURGERY PATIENT VISITS BY PATIENT PROFILE

310 University of Utah Huntsman Cancer Hospital

| Patient Profile | Patient Visits | | Patient Visits-All Hospitals | |
|---|----------------|------|------------------------------|------|
| | (#) | (%) | (#) | (%) |
| DISCHARGE STATUS | | | | |
| Home or Self Care | 2,245 | 99.9 | 222,736 | 99.8 |
| Another Hospital | 0 | 0.0 | 119 | 0.1 |
| Skilled Nursing Facility | 1 | 0.0 | 104 | 0.0 |
| Intermediate Care Facility | 0 | 0.0 | 9 | 0.0 |
| Another Type of Institution | 1 | 0.0 | 26 | 0.0 |
| Under Care of Home Service | 0 | 0.0 | 191 | 0.1 |
| Left Against Medical Advice | 0 | 0.0 | 24 | 0.0 |
| Under Care of Home IV Provider | 0 | 0.0 | 11 | 0.0 |
| Expired | 0 | 0.0 | 12 | 0.0 |
| Unknown | 0 | 0.0 | 46 | 0.0 |
| Not Reported | 0 | 0.0 | 0 | 0.0 |
| PRIMARY PAYER | | | | |
| Medicare | 641 | 28.5 | 49,290 | 22.1 |
| Medicaid | 126 | 5.6 | 14,728 | 6.6 |
| Other government | 75 | 3.3 | 5,443 | 2.4 |
| Blue Cross/Blue Shield | 606 | 27.0 | 29,900 | 13.4 |
| Other Commercial | 210 | 9.3 | 14,398 | 6.4 |
| Managed Care(HMO, PPO) | 546 | 24.3 | 101,684 | 45.5 |
| Self Pay | 40 | 1.8 | 2,175 | 1.0 |
| Industrial & Worker Comp | 1 | 0.0 | 4,017 | 1.8 |
| Charity and Unclassified | 1 | 0.0 | 206 | 0.1 |
| Childrens Health Insurance | 0 | 0.0 | 197 | 0.1 |
| Unknown | 1 | 0.0 | 1,148 | 0.5 |
| Not Reported | 0 | 0.0 | 92 | 0.0 |
| LOCAL HEALTH DISTRICT OF PATIENT RESIDENCE | | | | |
| Bear River | 51 | 2.3 | 15,256 | 6.8 |
| Central Utah | 30 | 1.3 | 8,217 | 3.7 |
| Davis County | 215 | 9.6 | 22,608 | 10.1 |
| Salt Lake County | 1,171 | 52.1 | 78,843 | 35.3 |
| Southeastern Utah | 36 | 1.6 | 5,233 | 2.3 |
| Southwest Utah | 34 | 1.5 | 12,333 | 5.5 |
| Summit County | 73 | 3.2 | 3,135 | 1.4 |
| Tooele County | 73 | 3.2 | 4,296 | 1.9 |
| Tri-County | 35 | 1.6 | 5,769 | 2.6 |
| Utah County | 100 | 4.5 | 35,901 | 16.1 |
| Wasatch County | 8 | 0.4 | 1,724 | 0.8 |
| Weber County | 93 | 4.1 | 20,598 | 9.2 |
| Unknown Utah | 1 | 0.0 | 49 | 0.0 |
| Outside Utah | 327 | 14.6 | 9,153 | 4.1 |
| Unknown, Not Reported | 0 | 0.0 | 163 | 0.1 |

SOURCE: Utah Ambulatory Surgery Database,
Utah Health Data Committee/Office of Health Care Statistics.

AMB ST 1-1
UTAH HOSPITAL AND FREESTANDING AMBULATORY SURGERY CENTER (FASC) UTILIZATION AND CHARGE PROFILE OF OUTPATIENT SURGERY, 2005
NUMBER OF CPT-4 AND ICD-9 REPORTABLE* PROCEDURES BY SELECTED AMBULATORY SURGERY REPORTING CATEGORY

309 University of Utah Orthopaedic Center

| Reporting Category(ICD-9-CM CODES) | Procedures Performed | | Procedures Performed-All Hospitals | |
|--|----------------------|-------|------------------------------------|-------|
| | (#) | (%) | (#) | (%) |
| Reporting Category(ICD-9-CM CODES) | 3,944 | 100.0 | 319,528 | 100.0 |
| Mastectomy (85.0-85.99) | 0 | 0.0 | 7,251 | 2.3 |
| Musculoskeletal (76.0-84.99) | 3,146 | 79.8 | 62,442 | 19.5 |
| Respiratory (30.0-34.99) | 0 | 0.0 | 3,352 | 1.0 |
| Cardiovascular (35.0-39.99) | 3 | 0.1 | 16,471 | 5.2 |
| Lymphatic/Hemetic (40.0-41.99) | 5 | 0.1 | 2,955 | 0.9 |
| Digestive System (42.0-54.99) | 1 | 0.0 | 105,537 | 33.0 |
| Urinary (55.0-59.99) | 0 | 0.0 | 8,250 | 2.6 |
| Male Genital (60.0-64.99) | 0 | 0.0 | 3,729 | 1.2 |
| Female Genital (65.0-71.99) | 0 | 0.0 | 14,736 | 4.6 |
| Endocrine/Nervous (01.0-07.99) | 789 | 20.0 | 30,031 | 9.4 |
| Eye (08.0-16.99) | 0 | 0.0 | 19,655 | 6.2 |
| Ear (18.0-20.99) | 0 | 0.0 | 15,107 | 4.7 |
| Nose, Mouth, Pharynx (21.0-29.99) | 0 | 0.0 | 30,012 | 9.4 |
| Reporting Category(CPT-4 CODES) | 5,925 | 100.0 | 307,031 | 100.0 |
| Mastectomy (19120-19220) | 0 | 0.0 | 3,138 | 1.0 |
| Musculoskeletal (20000-29909) | 3,626 | 61.2 | 61,634 | 20.1 |
| Respiratory (30000-32999 & 39501-39599) | 1 | 0.0 | 13,104 | 4.3 |
| Cardiovascular (33010-37799 & 93501-93660) | 3 | 0.1 | 37,099 | 12.1 |
| Lymphatic/Hemetic (38100-38999) | 6 | 0.1 | 2,706 | 0.9 |
| Digestive (40490-49999) | 2 | 0.0 | 114,818 | 37.4 |
| Urinary (50010-53899) | 0 | 0.0 | 8,591 | 2.8 |
| Male Genital (54000-55899) | 0 | 0.0 | 3,154 | 1.0 |
| Female Genital (56405-58999) | 0 | 0.0 | 11,166 | 3.6 |
| Endocrine/Nervous (60000-64999) | 2,285 | 38.6 | 31,549 | 10.3 |
| Eye (65091-68899) | 2 | 0.0 | 11,740 | 3.8 |
| Ear (69000-69979) | 0 | 0.0 | 8,332 | 2.7 |

SOURCE: Utah Ambulatory Surgery Database
Utah Health Data Committee/Office of Health Care Statistics.
Reportable* excludes codes in the former "Other" category and CPT blood draw codes in previous reports.

AMB ST 1-2
UTAH HOSPITAL AND FREESTANDING AMBULATORY SURGERY CENTER (FASC) UTILIZATION AND CHARGE PROFILE OF OUTPATIENT SURGERY, 2005
MOST COMMONLY PERFORMED CPT-4 AND ICD-9 REPORTABLE* PROCEDURES

309 University of Utah Orthopaedic Center

| ICD-9 CODE | ICD-9 DESCRIPTION | # | % | % ALL Hospitals |
|----------------------|-------------------------------------|-------|-------|-----------------|
| All ICD-9 Procedures | | 3,944 | 100.0 | 100.0 |
| 0443 | RELEASE OF CARPAL TUNNEL | 332 | 8.4 | 1.13 |
| 0392 | INJECTION OTH AGT INTO SPINAL CANAL | 204 | 5.2 | 3.15 |
| 806 | EXCISION SEMILUNAR CARTILAGE KNEE | 189 | 4.8 | 1.77 |
| 8145 | OTHER REPAIR THE CRUCIATE LIGAMENTS | 130 | 3.3 | 0.54 |
| 8201 | EXPLORATION TENDON SHEATH HAND | 127 | 3.2 | 0.38 |
| 0449 | OTH PERIPH NERV/GANGL DECOMP/LYSIS | 101 | 2.6 | 0.20 |
| 8363 | ROTATOR CUFF REPAIR | 94 | 2.4 | 0.66 |
| 7867 | REMOVAL IMPL DEVICE FROM TIBIA&FIB | 93 | 2.4 | 0.33 |
| 8221 | EXCISION LESION TENDON SHEATH HAND | 92 | 2.3 | 0.29 |
| 8183 | OTHER REPAIR OF SHOULDER | 89 | 2.3 | 0.73 |
| 8026 | ARTHROSCOPY OF KNEE | 86 | 2.2 | 0.52 |
| 8086 | OTH LOCAL EXC/DESTRUC LES KNEE JNT | 78 | 2.0 | 0.85 |
| 8147 | OTHER REPAIR OF KNEE | 71 | 1.8 | 0.65 |
| 8175 | ARTHRPLSTY CARPOCARPAL JT W/O IMPLN | 68 | 1.7 | 0.11 |
| 8192 | INJ THERAPEUTIC SBSTNC IN JNT/LIG | 65 | 1.6 | 0.46 |
| 7932 | OPEN RDUC FX RADUS&ULNA W/INTRL FIX | 59 | 1.5 | 0.26 |
| 8021 | ARTHROSCOPY OF SHOULDER | 54 | 1.4 | 0.29 |
| 0481 | INJECTION ANESIN PERIPH NERVE ANALG | 52 | 1.3 | 0.26 |
| 7869 | REMOVAL IMPL DEVICE FROM OTH BONE | 51 | 1.3 | 0.14 |
| 7863 | REMOVL IMPL DEVICE FROM RADIUS&ULNA | 50 | 1.3 | 0.10 |

| CPT-4 CODE | CPT-4 DESCRIPTION | # | % | % ALL Hospitals |
|----------------------|-----------------------------------|-------|-------|-----------------|
| All CPT-4 Procedures | | 5,925 | 100.0 | 100.0 |
| 64483 | INJ ANES EPIDURL; LUMB/SAC 1 LEV | 824 | 13.9 | 1.04 |
| 64484 | INJ ANES EPIDURL; LUMB/SAC-EA AD | 332 | 5.6 | 0.53 |
| 20680 | REMOVAL OF IMPLANT; DEEP | 231 | 3.9 | 0.87 |
| 62311 | INJ 1 NOT NEUROLYTIC-EPID; LUMB/ | 221 | 3.7 | 1.69 |
| 20610 | ARTHROCENTESIS ASPIR&/INJ; MAJ J | 212 | 3.6 | 0.38 |
| 29881 | SCOPE KNEE SURG;W/MENISCECT MED/ | 168 | 2.8 | 1.52 |
| 64721 | NEUROPLASTY; MEDIAN CARPAL TUNNE | 166 | 2.8 | 0.72 |
| 26055 | TENDON SHEATH INCISION | 161 | 2.7 | 0.44 |
| 64475 | INJ ANES FACET JT; LUMB/SAC-1LEV | 139 | 2.3 | 0.61 |
| 29848 | ENDO WRST SURG REL TRNS CARP LIG | 125 | 2.1 | 0.33 |
| 62319 | INJ NOT NEUROLYTIC-EPID; LUMB/SA | 125 | 2.1 | 0.05 |
| 29888 | ARTHSCPY AIDED ACL REPR/AUG/RECO | 115 | 1.9 | 0.54 |
| 29826 | SCOPE SHOULDER; DECOMP SUBACROM | 114 | 1.9 | 0.96 |
| 29827 | SCOPE SHLDR SURG; W/ROTOR CUFF R | 84 | 1.4 | 0.43 |
| 64718 | NEUROPLASTY; ULNAR NERV AT ELBOW | 76 | 1.3 | 0.14 |
| 29877 | SCOPE KNEE SURG; DEBRID/SHAVE CA | 75 | 1.3 | 0.95 |
| 20605 | ARTHROC N ASPIR &/INJ;INTRMD JNT/ | 71 | 1.2 | 0.07 |
| 64479 | INJ ANES EPIDURL; CERV/THOR 1 LE | 70 | 1.2 | 0.16 |
| 25310 | TEND TPLNT/TRNSF FOREARM&/WRIST | 59 | 1.0 | 0.06 |
| 64476 | INJ ANES FACET JT; LUMB/SAC-EA A | 55 | 0.9 | 0.72 |

SOURCE: Utah Ambulatory Surgery Database

Utah Health Data Committee/Office of Health Care Statistics

Reportable* excludes codes in the former "Other" category and CPT4 blood draw codes in previous reports.

AMB ST 1-3

UTAH HOSPITAL AND FREESTANDING AMBULATORY SURGERY CENTER (FASC) UTILIZATION AND CHARGE PROFILE OF OUTPATIENT SURGERY, 2005
 AVERAGE TOTAL CHARGES FOR MOST COMMONLY PERFORMED CPT-4 AND ICD-9 REPORTABLE* PROCEDURES, SINGLE ICD-9 OR CPT-4 ONLY

309 University of Utah Orthopaedic Center

| ICD-9 CODE | ICD-9 DESCRIPTION | # | AVE TOT CHRG | AVE TOT CHRG(ALL Hospitals) |
|------------------|-------------------------------------|-------|--------------|------------------------------|
| ICD-9 Procedures | | 1,532 | \$2,995 | \$2,879 |
| 0392 | INJECTION OTH AGT INTO SPINAL CANAL | 198 | \$1,084 | \$813 |
| 0443 | RELEASE OF CARPAL TUNNEL | 129 | \$1,741 | \$1,948 |
| 806 | EXCISION SEMILUNAR CARTILAGE KNEE | 90 | \$3,071 | \$3,682 |
| 8201 | EXPLORATION TENDON SHEATH HAND | 71 | \$1,462 | \$1,857 |
| 8221 | EXCISION LESION TENDON SHEATH HAND | 67 | \$1,874 | \$2,062 |
| 7867 | REMOVAL IMPL DEVICE FROM TIBIA&FIB | 61 | \$2,418 | \$2,461 |
| 8145 | OTHER REPAIR THE CRUCIATE LIGAMENTS | 51 | \$6,520 | \$7,626 |
| 0481 | INJECTION ANESIN PERIPH NERVE ANALG | 50 | \$205 | \$907 |
| 8192 | INJ THERAPEUTIC SBSTNC IN JNT/LIG | 46 | \$960 | \$902 |
| 8086 | OTH LOCAL EXC/DESTRUC LES KNEE JNT | 38 | \$3,071 | \$3,202 |
| 7932 | OPEN RDUC FX RADUS&ULNA W/INTRL FIX | 37 | \$6,000 | \$6,610 |
| 8363 | ROTATOR CUFF REPAIR | 32 | \$8,082 | \$7,038 |
| 7869 | REMOVAL IMPL DEVICE FROM OTH BONE | 29 | \$2,208 | \$3,064 |
| 7863 | REMOVL IMPL DEVICE FROM RADIUS&ULNA | 28 | \$2,084 | \$2,355 |
| 0449 | OTH PERIPH NERV/GANGL DECOMP/LYSIS | 27 | \$2,405 | \$2,966 |
| 8183 | OTHER REPAIR OF SHOULDER | 24 | \$5,772 | \$6,045 |
| 8182 | REPAIR RECURRENT DISLOC SHOULDER | 23 | \$8,738 | \$6,847 |
| 8083 | OTH LOCAL EXC/DESTRUC LES WRST JNT | 21 | \$3,511 | \$2,622 |
| 8147 | OTHER REPAIR OF KNEE | 17 | \$4,365 | \$4,967 |
| 7934 | OP REDUC W/INT FIX-PHALANGES HAND | 16 | \$3,131 | \$3,228 |

| CPT-4 CODE | CPT-4 DESCRIPTION | # | AVE TOT CHRG | AVE TOT CHRG(ALL Hospitals) |
|------------------|------------------------------------|-------|--------------|------------------------------|
| CPT-4 Procedures | | 2,722 | \$2,232 | \$2,664 |
| 64483 | INJ ANES EPIDURL; LUMB/SAC 1 LEV | 470 | \$1,046 | \$1,123 |
| 20610 | ARTHROCENTESIS ASPIR&/INJ; MAJ J | 188 | \$986 | \$822 |
| 62311 | INJ 1 NOT NEUROLYTIC-EPID; LUMB/ | 181 | \$1,051 | \$941 |
| 62319 | INJ NOT NEUROLYTIC-EPID; LUMB/SA | 121 | \$1,002 | \$1,063 |
| 29881 | SCOPE KNEE SURG;W/MENISCECT MED/ | 115 | \$3,042 | \$3,661 |
| 20680 | REMOVAL OF IMPLANT; DEEP | 103 | \$2,497 | \$2,573 |
| 64721 | NEUROPLASTY; MEDIAN CARPAL TUNNE | 94 | \$1,645 | \$1,939 |
| 64475 | INJ ANES FACET JT; LUMB/SAC-1LEV | 74 | \$1,152 | \$1,211 |
| 29848 | ENDO WRST SURG REL TRNS CARP LIG | 67 | \$2,001 | \$2,203 |
| 64479 | INJ ANES EPIDURL; CERV/THOR 1 LE | 64 | \$1,103 | \$1,052 |
| 20605 | ARTHROCN ASPIR &/INJ;INTRMD JNT/ | 60 | \$1,014 | \$909 |
| 29888 | ARTHROSCPY AIDED ACL REPR/AUG/RECO | 52 | \$6,702 | \$7,550 |
| 64450 | INJ ANES AGT; OTH PERIPH NERVE/B | 51 | \$264 | \$587 |
| 29877 | SCOPE KNEE SURG; DEBRID/SHAVE CA | 50 | \$3,059 | \$3,334 |
| 26055 | TENDON SHEATH INCISION | 43 | \$1,353 | \$1,741 |
| 25111 | EXCISION OF GANGLION WRIST; PRIM | 38 | \$1,983 | \$2,111 |
| 27095 | INJ PROC HIP ARTHROGRAPHY; W/ANE | 32 | \$1,662 | \$1,621 |
| 29846 | SCOPE WRIST SURG; EXC&/REPR CART | 31 | \$3,341 | \$3,612 |
| 25620 | OPEN TX DIST RADIAL FX W/NO FIX | 29 | \$6,101 | \$7,291 |
| 64470 | INJ ANES FACET JT; CERV/THOR-1LE | 27 | \$1,171 | \$1,294 |

SOURCE: Utah Ambulatory Surgery Database

Reportable* excludes codes in the former "Other" category and CPT4 blood draw codes in previous reports.

AMB ST 1-4
UTAH HOSPITAL AND FREESTANDING AMBULATORY SURGERY CENTER (FASC) UTILIZATION AND CHARGE PROFILE OF OUTPATIENT SURGERY, 2005
PROCEDURE APG CATEGORY, PROCEDURE APG, BASED ON REPORTABLE* CPT-4 PROCEDURES

309 University of Utah Orthopaedic Center

| Procedure APG category | | TOTAL # | TOTAL # (ALL Hospitals) |
|------------------------|---|---------|-------------------------|
| Procedure APG | | | |
| 01 | INTEGUMENTARY SYSTEM | 101 | 9,625 |
| | 002 SUPERFICIAL NEEDLE BIOPSY AND ASPIRATION | 6 | 2,764 |
| | 003 COMPLEX INCISION AND DRAINAGE | 3 | 93 |
| | 004 SIMPLE INCISION AND DRAINAGE | 1 | 36 |
| | 007 COMPLEX EXCISION, BIOPSY AND DEBRIDEMENT | 38 | 1,172 |
| | 008 SIMPLE EXCISION AND BIOPSY | 51 | 975 |
| | 009 COMPLEX SKIN REPAIRS INCL INTEGUMENT GRAFTS, TRANSFER & REARRANGE | 2 | 1,274 |
| 02 | MUSCULOSKELETAL SYSTEM | 3,377 | 55,271 |
| | 021 COMPLEX MUSCULOSKELETAL PROCEDURES EXCLUDING HAND AND FOOT | 441 | 6,574 |
| | 022 SIMPLE MUSCULOSKELETAL PROCEDURES EXCLUDING HAND AND FOOT | 196 | 2,116 |
| | 023 COMPLEX HAND AND FOOT MUSCULOSKELETAL PROCEDURES | 192 | 1,982 |
| | 024 SIMPLE HAND AND FOOT MUSCULOSKELETAL PROCEDURES | 785 | 11,501 |
| | 025 ARTHROSCOPY | 1,091 | 23,586 |
| | 026 REPLACEMENT OF CAST | 5 | 80 |
| | 027 SPLINT, STRAPPING AND CAST REMOVAL | 1 | 103 |
| | 028 CLOSED TREATMENT FX & DISLOCATION OF FINGER, TOE & TRUNK | 1 | 56 |
| | 029 CLOSED TREATMENT FX & DISLOCATION EXC FINGER, TOE & TRUNK | 10 | 610 |
| | 030 OPEN OR PERCUTANEOUS TREATMENT OF FRACTURES | 198 | 4,047 |
| | 031 BONE OR JOINT MANIPULATION UNDER ANESTHESIA | 32 | 429 |
| | 032 BUNION PROCEDURES | 20 | 1,497 |
| | 033 ARTHROPLASTY | 75 | 534 |
| | 034 HAND AND FOOT TENOTOMY | 5 | 275 |
| | 035 ARTHROCENTESIS AND LIGAMENT OR TENDON INJECTION | 325 | 1,881 |
| 03 | RESPIRATORY SYSTEM | 1 | 7,516 |
| | 052 NEEDLE AND CATHETER BIOPSY, ASPIRATION, LAVAGE AND INTUBATION | 1 | 721 |
| 04 | CARDIOVASCULAR SYSTEM | 2 | 31,224 |
| | 081 SECONDARY VARICOSE VEINS AND VASCULAR INJECTION | 2 | 415 |
| 05 | HEMATOLOGIC, LYMPHATIC, AND ENDOCRINE | 1 | 2,858 |
| | 095 DEEP LYMPH STRUCTURE AND THYROID PROCEDURES | 1 | 1,920 |
| 06 | DIGESTIVE SYSTEM | 2 | 103,000 |
| | 116 THERAPEUTIC UPPER GI ENDOSCOPY OR INTUBATION | 1 | 5,802 |
| | 122 MISCELLANEOUS ABDOMINAL PROCEDURES | 1 | 490 |
| 10 | NERVOUS SYSTEM | 2,277 | 27,778 |
| | 195 NERVOUS SYSTEM INJECTIONS, STIMULATIONS OR CRANIAL TAP | 1,923 | 21,371 |
| | 198 NERVE REPAIR AND DESTRUCTION | 352 | 4,700 |
| | 199 SPINAL TAP | 2 | 702 |
| 11 | EYE AND OCULAR ADNEXA | 2 | 11,487 |
| | 215 COMPLEX ANTERIOR SEGMENT EYE PROCEDURES | 1 | 528 |
| | 219 SIMPLE POSTERIOR SEGMENT EYE PROCEDURES | 1 | 434 |
| 13 | THERAPEUTIC AND OTHER RADIOLOGICAL PROCEDURES | 115 | 3,489 |
| | 255 MISCELLANEOUS RADIOLOGICAL PROCEDURES WITH CONTRAST | 115 | 1,673 |

SOURCE: Utah Ambulatory Surgery Database

Utah Health Data Committee/Office of Health Care Statistics

Reportable* excludes codes in the former "Other" category and CPT blood draw codes in previous reports.

AMB ST 1-5
UTAH HOSPITAL AND FREESTANDING AMBULATORY SURGERY CENTER (FASC) UTILIZATION AND CHARGE PROFILE OF OUTPATIENT SURGERY, 2005
PROCEDURE APG CATEGORY, PROCEDURE APG, SINGLE APG ONLY
BASED ON REPORTABLE* CPT-4 PROCEDURES

309 University of Utah Orthopaedic Center

| Procedure APG category | Procedure APG | TOTAL # | AVE TOT CHR | AVE TOT CHRG(ALL Hospitals) |
|------------------------|---|---------|-------------|------------------------------|
| 01 | INTEGUMENTARY SYSTEM | 34 | \$2,003 | \$2,720 |
| | 002 SUPERFICIAL NEEDLE BIOPSY AND ASPIRATION | 2 | \$1,043 | \$2,110 |
| | 003 COMPLEX INCISION AND DRAINAGE | 3 | \$2,618 | \$3,617 |
| | 004 SIMPLE INCISION AND DRAINAGE | 1 | \$771 | \$2,404 |
| | 007 COMPLEX EXCISION, BIOPSY AND DEBRIDEMENT | 13 | \$2,342 | \$2,947 |
| | 008 SIMPLE EXCISION AND BIOPSY | 13 | \$1,738 | \$2,811 |
| | 009 COMPLEX SKIN REPAIRS INCL INTEGUMENT GRAFTS, TRANSFER & REARRAN | 2 | \$2,171 | \$3,441 |
| 02 | MUSCULOSKELETAL SYSTEM | 1,380 | \$3,073 | \$3,739 |
| | 021 COMPLEX MUSCULOSKELETAL PROCEDURES EXCLUDING HAND AND FOOT | 103 | \$4,472 | \$5,677 |
| | 022 SIMPLE MUSCULOSKELETAL PROCEDURES EXCLUDING HAND AND FOOT | 60 | \$2,462 | \$3,550 |
| | 023 COMPLEX HAND AND FOOT MUSCULOSKELETAL PROCEDURES | 44 | \$4,516 | \$4,293 |
| | 024 SIMPLE HAND AND FOOT MUSCULOSKELETAL PROCEDURES | 286 | \$2,306 | \$2,497 |
| | 025 ARTHROSCOPY | 473 | \$3,959 | \$4,162 |
| | 029 CLOSED TREATMENT FX & DISLOCATION EXC FINGER, TOE & TRUNK | 1 | \$4,376 | \$2,873 |
| | 030 OPEN OR PERCUTANEOUS TREATMENT OF FRACTURES | 120 | \$4,663 | \$4,697 |
| | 031 BONE OR JOINT MANIPULATION UNDER ANESTHESIA | 8 | \$1,639 | \$2,274 |
| | 032 BUNION PROCEDURES | 1 | \$5,844 | \$3,289 |
| | 033 ARTHROPLASTY | 6 | \$7,575 | \$5,262 |
| | 034 HAND AND FOOT TENOTOMY | 1 | \$1,786 | \$2,079 |
| | 035 ARTHROCENTESIS AND LIGAMENT OR TENDON INJECTION | 277 | \$980 | \$792 |
| 03 | RESPIRATORY SYSTEM | 1 | \$1,232 | \$1,861 |
| | 052 NEEDLE AND CATHETER BIOPSY, ASPIRATION, LAVAGE AND INTUBATION | 1 | \$1,232 | \$1,117 |
| 04 | CARDIOVASCULAR SYSTEM | 1 | \$2,176 | \$11,714 |
| | 081 SECONDARY VARICOSE VEINS AND VASCULAR INJECTION | 1 | \$2,176 | \$12,911 |
| 05 | HEMATOLOGIC, LYMPHATIC, AND ENDOCRINE | 1 | \$1,041 | \$4,419 |
| | 095 DEEP LYMPH STRUCTURE AND THYROID PROCEDURES | 1 | \$1,041 | \$4,406 |
| 06 | DIGESTIVE SYSTEM | 1 | \$2,551 | \$1,962 |
| | 116 THERAPEUTIC UPPER GI ENDOSCOPY OR INTUBATION | 1 | \$2,551 | \$1,658 |
| 10 | NERVOUS SYSTEM | 1,167 | \$1,122 | \$1,539 |
| | 195 NERVOUS SYSTEM INJECTIONS, STIMULATIONS OR CRANIAL TAP | 1,028 | \$1,015 | \$994 |
| | 198 NERVE REPAIR AND DESTRUCTION | 137 | \$1,921 | \$2,246 |
| | 199 SPINAL TAP | 2 | \$1,381 | \$1,728 |
| 11 | EYE AND OCULAR ADNEXA | 2 | \$3,554 | \$2,803 |
| | 215 COMPLEX ANTERIOR SEGMENT EYE PROCEDURES | 1 | \$5,622 | \$2,675 |
| | 219 SIMPLE POSTERIOR SEGMENT EYE PROCEDURES | 1 | \$1,485 | \$2,811 |
| 13 | THERAPEUTIC AND OTHER RADIOLOGICAL PROCEDURES | 110 | \$1,690 | \$3,887 |
| | 255 MISCELLANEOUS RADIOLOGICAL PROCEDURES WITH CONTRAST | 110 | \$1,690 | \$2,848 |

SOURCE: Utah Ambulatory Surgery Database

Utah Health Data Committee/Office of Health Care Statistics

Reportable* excludes codes in the former "Other" category and CPT blood draw codes in previous reports.

AMB ST 1-6
UTAH HOSPITAL AND FREESTANDING AMBULATORY SURGERY CENTER (FASC) UTILIZATION AND CHARGE PROFILE OF OUTPATIENT SURGERY, 2005
NUMBER OF SELECTED AMBULATORY SURGERY PATIENT VISITS BY PATIENT PROFILE

309 University of Utah Orthopaedic Center

| Patient Profile | Patient Visits | | Patient Visits-All Hospitals | |
|----------------------------|----------------|-------|------------------------------|------|
| | (#) | (%) | (#) | (%) |
| GENDER | | | | |
| Female | 1,994 | 48.8 | 121,269 | 54.3 |
| Male | 2,092 | 51.2 | 101,991 | 45.7 |
| Unknown | 0 | 0.0 | 13 | 0.0 |
| Not Reported | 0 | 0.0 | 5 | 0.0 |
| AGE | | | | |
| 1-28 days | 0 | 0.0 | 469 | 0.2 |
| 29-365 days | 0 | 0.0 | 3,008 | 1.3 |
| 1-4 years | 4 | 0.1 | 10,999 | 4.9 |
| 5-9 | 5 | 0.1 | 6,321 | 2.8 |
| 10-14 | 35 | 0.9 | 4,532 | 2.0 |
| 15-17 | 89 | 2.2 | 4,858 | 2.2 |
| 18-19 | 104 | 2.5 | 3,511 | 1.6 |
| 20-24 | 317 | 7.8 | 10,616 | 4.8 |
| 25-29 | 323 | 7.9 | 12,207 | 5.5 |
| 30-34 | 262 | 6.4 | 11,660 | 5.2 |
| 35-39 | 326 | 8.0 | 11,852 | 5.3 |
| 40-44 | 373 | 9.1 | 14,382 | 6.4 |
| 45-49 | 378 | 9.3 | 17,465 | 7.8 |
| 50-54 | 431 | 10.5 | 24,332 | 10.9 |
| 55-59 | 350 | 8.6 | 20,472 | 9.2 |
| 60-64 | 292 | 7.1 | 17,241 | 7.7 |
| 65-69 | 242 | 5.9 | 15,102 | 6.8 |
| 70-74 | 183 | 4.5 | 12,741 | 5.7 |
| 75-79 | 182 | 4.5 | 10,692 | 4.8 |
| 80-84 | 117 | 2.9 | 6,850 | 3.1 |
| 85-89 | 64 | 1.6 | 3,124 | 1.4 |
| 90 + | 9 | 0.2 | 842 | 0.4 |
| Not Reported | 0 | 0.0 | 471 | 0.2 |
| SOURCE OF ADMISSION | | | | |
| Physician Referral | 0 | 0.0 | 197,732 | 88.6 |
| Clinic Referral | 0 | 0.0 | 511 | 0.2 |
| HMO Referral | 0 | 0.0 | 3,452 | 1.5 |
| Other Hospital | 0 | 0.0 | 121 | 0.1 |
| Skilled Nursing Facility | 0 | 0.0 | 19 | 0.0 |
| Other Health Care Facility | 0 | 0.0 | 36 | 0.0 |
| Emergency Room | 0 | 0.0 | 4,092 | 1.8 |
| Court/Law Enforcement | 0 | 0.0 | 0 | 0.0 |
| Unknown | 0 | 0.0 | 7 | 0.0 |
| Not Reported | 4,086 | 100.0 | 17,308 | 7.8 |

(Continued)

AMB ST 1-6
UTAH HOSPITAL AND FREESTANDING AMBULATORY SURGERY CENTER (FASC) UTILIZATION AND CHARGE PROFILE OF OUTPATIENT SURGERY, 2005
NUMBER OF SELECTED AMBULATORY SURGERY PATIENT VISITS BY PATIENT PROFILE

309 University of Utah Orthopaedic Center

| Patient Profile | Patient Visits | | Patient Visits-All Hospitals | |
|---|----------------|-------|------------------------------|------|
| | (#) | (%) | (#) | (%) |
| DISCHARGE STATUS | | | | |
| Home or Self Care | 4,086 | 100.0 | 222,736 | 99.8 |
| Another Hospital | 0 | 0.0 | 119 | 0.1 |
| Skilled Nursing Facility | 0 | 0.0 | 104 | 0.0 |
| Intermediate Care Facility | 0 | 0.0 | 9 | 0.0 |
| Another Type of Institution | 0 | 0.0 | 26 | 0.0 |
| Under Care of Home Service | 0 | 0.0 | 191 | 0.1 |
| Left Against Medical Advice | 0 | 0.0 | 24 | 0.0 |
| Under Care of Home IV Provider | 0 | 0.0 | 11 | 0.0 |
| Expired | 0 | 0.0 | 12 | 0.0 |
| Unknown | 0 | 0.0 | 46 | 0.0 |
| Not Reported | 0 | 0.0 | 0 | 0.0 |
| PRIMARY PAYER | | | | |
| Medicare | 815 | 19.9 | 49,290 | 22.1 |
| Medicaid | 263 | 6.4 | 14,728 | 6.6 |
| Other government | 178 | 4.4 | 5,443 | 2.4 |
| Blue Cross/Blue Shield | 1,109 | 27.1 | 29,900 | 13.4 |
| Other Commercial | 450 | 11.0 | 14,398 | 6.4 |
| Managed Care(HMO, PPO) | 986 | 24.1 | 101,684 | 45.5 |
| Self Pay | 45 | 1.1 | 2,175 | 1.0 |
| Industrial & Worker Comp | 238 | 5.8 | 4,017 | 1.8 |
| Charity and Unclassified | 2 | 0.0 | 206 | 0.1 |
| Childrens Health Insurance | 0 | 0.0 | 197 | 0.1 |
| Unknown | 0 | 0.0 | 1,148 | 0.5 |
| Not Reported | 0 | 0.0 | 92 | 0.0 |
| LOCAL HEALTH DISTRICT OF PATIENT RESIDENCE | | | | |
| Bear River | 67 | 1.6 | 15,256 | 6.8 |
| Central Utah | 28 | 0.7 | 8,217 | 3.7 |
| Davis County | 328 | 8.0 | 22,608 | 10.1 |
| Salt Lake County | 2,734 | 66.9 | 78,843 | 35.3 |
| Southeastern Utah | 58 | 1.4 | 5,233 | 2.3 |
| Southwest Utah | 41 | 1.0 | 12,333 | 5.5 |
| Summit County | 139 | 3.4 | 3,135 | 1.4 |
| Tooele County | 138 | 3.4 | 4,296 | 1.9 |
| Tri-County | 26 | 0.6 | 5,769 | 2.6 |
| Utah County | 131 | 3.2 | 35,901 | 16.1 |
| Wasatch County | 21 | 0.5 | 1,724 | 0.8 |
| Weber County | 88 | 2.2 | 20,598 | 9.2 |
| Unknown Utah | 0 | 0.0 | 49 | 0.0 |
| Outside Utah | 284 | 7.0 | 9,153 | 4.1 |
| Unknown, Not Reported | 3 | 0.1 | 163 | 0.1 |

SOURCE: Utah Ambulatory Surgery Database,
Utah Health Data Committee/Office of Health Care Statistics.

AMB ST 1-1
UTAH HOSPITAL AND FREESTANDING AMBULATORY SURGERY CENTER (FASC) UTILIZATION AND CHARGE PROFILE OF OUTPATIENT SURGERY, 2005
NUMBER OF CPT-4 AND ICD-9 REPORTABLE* PROCEDURES BY SELECTED AMBULATORY SURGERY REPORTING CATEGORY

138 Utah Valley Regional Medical Center

| | Procedures Performed | | Procedures Performed-All Hospitals | |
|--|----------------------|-------|------------------------------------|-------|
| | (#) | (%) | (#) | (%) |
| Reporting Category(ICD-9-CM CODES) | 25,539 | 100.0 | 319,528 | 100.0 |
| Mastectomy (85.0-85.99) | 381 | 1.5 | 7,251 | 2.3 |
| Musculoskeletal (76.0-84.99) | 3,578 | 14.0 | 62,442 | 19.5 |
| Respiratory (30.0-34.99) | 229 | 0.9 | 3,352 | 1.0 |
| Cardiovascular (35.0-39.99) | 3,210 | 12.6 | 16,471 | 5.2 |
| Lymphatic/Hemetic (40.0-41.99) | 125 | 0.5 | 2,955 | 0.9 |
| Digestive System (42.0-54.99) | 7,923 | 31.0 | 105,537 | 33.0 |
| Urinary (55.0-59.99) | 462 | 1.8 | 8,250 | 2.6 |
| Male Genital (60.0-64.99) | 247 | 1.0 | 3,729 | 1.2 |
| Female Genital (65.0-71.99) | 744 | 2.9 | 14,736 | 4.6 |
| Endocrine/Nervous (01.0-07.99) | 1,983 | 7.8 | 30,031 | 9.4 |
| Eye (08.0-16.99) | 2,702 | 10.6 | 19,655 | 6.2 |
| Ear (18.0-20.99) | 1,169 | 4.6 | 15,107 | 4.7 |
| Nose, Mouth, Pharynx (21.0-29.99) | 2,786 | 10.9 | 30,012 | 9.4 |
| Reporting Category(CPT-4 CODES) | 22,798 | 100.0 | 307,031 | 100.0 |
| Mastectomy (19120-19220) | 234 | 1.0 | 3,138 | 1.0 |
| Musculoskeletal (20000-29909) | 3,341 | 14.7 | 61,634 | 20.1 |
| Respiratory (30000-32999 & 39501-39599) | 1,570 | 6.9 | 13,104 | 4.3 |
| Cardiovascular (33010-37799 & 93501-93660) | 3,893 | 17.1 | 37,099 | 12.1 |
| Lymphatic/Hemetic (38100-38999) | 105 | 0.5 | 2,706 | 0.9 |
| Digestive (40490-49999) | 8,409 | 36.9 | 114,818 | 37.4 |
| Urinary (50010-53899) | 502 | 2.2 | 8,591 | 2.8 |
| Male Genital (54000-55899) | 205 | 0.9 | 3,154 | 1.0 |
| Female Genital (56405-58999) | 546 | 2.4 | 11,166 | 3.6 |
| Endocrine/Nervous (60000-64999) | 1,604 | 7.0 | 31,549 | 10.3 |
| Eye (65091-68899) | 1,757 | 7.7 | 11,740 | 3.8 |
| Ear (69000-69979) | 632 | 2.8 | 8,332 | 2.7 |

SOURCE: Utah Ambulatory Surgery Database

Utah Health Data Committee/Office of Health Care Statistics.

Reportable* excludes codes in the former "Other" category and CPT blood draw codes in previous reports.

AMB ST 1-2
UTAH HOSPITAL AND FREESTANDING AMBULATORY SURGERY CENTER (FASC) UTILIZATION AND CHARGE PROFILE OF OUTPATIENT SURGERY, 2005
MOST COMMONLY PERFORMED CPT-4 AND ICD-9 REPORTABLE* PROCEDURES

138 Utah Valley Regional Medical Center

| ICD-9 CODE | ICD-9 DESCRIPTION | # | % | % ALL Hospitals |
|----------------------|-------------------------------------|--------|-------|-----------------|
| All ICD-9 Procedures | | 25,539 | 100.0 | 100.0 |
| 4523 | COLONOSCOPY | 2,136 | 8.4 | 7.33 |
| 4513 | OTHER ENDOSCOPY OF SMALL INTESTINE | 1,230 | 4.8 | 2.02 |
| 2001 | MYRINGOTOMY WITH INSERTION OF TUBE | 960 | 3.8 | 3.86 |
| 4542 | ENDO POLYPECTOMY LARGE INTESTINE | 887 | 3.5 | 3.85 |
| 0392 | INJECTION OTH AGT INTO SPINAL CANAL | 664 | 2.6 | 3.15 |
| 0391 | INJECTION ANES-SPINAL CANAL ANALG | 637 | 2.5 | 2.49 |
| 4516 | EGD W/CLOS BX | 627 | 2.5 | 5.33 |
| 3722 | LEFT HEART CARDIAC CATHETERIZATION | 579 | 2.3 | 1.11 |
| 283 | TONSILLECTOMY WITH ADENOIDECTOMY | 536 | 2.1 | 1.73 |
| 5123 | LAPAROSCOPIC CHOLECYSTECTOMY | 518 | 2.0 | 1.93 |
| 3726 | CARD EP STIM&RECORDING STUDIES | 485 | 1.9 | 0.36 |
| 4292 | DILATION OF ESOPHAGUS | 483 | 1.9 | 1.37 |
| 3727 | CARDIAC MAPPING | 466 | 1.8 | 0.30 |
| 3734 | EXC/DESTRUC OTH LES/TISS HRT OTH | 432 | 1.7 | 0.33 |
| 806 | EXCISION SEMILUNAR CARTILAGE KNEE | 426 | 1.7 | 1.77 |
| 3729 | OTH DX PROC HEART&PERICARDIUM | 408 | 1.6 | 0.25 |
| 1371 | INSRT IOL-CATARACT EXTRACT-1 STAGE | 374 | 1.5 | 1.42 |
| 1341 | PHACOEMULSIFICATION&ASPIR CATARACT | 372 | 1.5 | 1.43 |
| 4836 | [ENDOSCOPIC] POLYPECTOMY OF RECTUM | 275 | 1.1 | 1.17 |
| 4525 | CLOS [ENDO] BX LARGE INTESTINE | 264 | 1.0 | 2.58 |

| CPT-4 CODE | CPT-4 DESCRIPTION | # | % | % ALL Hospitals |
|----------------------|----------------------------------|--------|-------|-----------------|
| All CPT-4 Procedures | | 22,798 | 100.0 | 100.0 |
| 45378 | COLONOSCOPY FLEX; DX-SEP PROC | 2,000 | 8.8 | 7.15 |
| 43235 | UGI ENDO; DX W/VO CLCT SPECMN-SP | 801 | 3.5 | 1.34 |
| 45380 | COLONOSCOPY FLEX; W/BX 1/MX | 758 | 3.3 | 5.50 |
| 43239 | UGI ENDO; W/BX 1/MX | 617 | 2.7 | 5.40 |
| 45385 | COLONOSCOPY FLEX; W/REMV LES-SNA | 562 | 2.5 | 1.80 |
| 47563 | LAPARSCPY SURG; CHOLECT W/CHOLAN | 509 | 2.2 | 1.24 |
| 69436 | TYMPANOSTOMY GENERAL ANESTHESIA | 492 | 2.2 | 2.08 |
| 43249 | UGI ENDO; W/BALLOON DILAT ESOPHA | 455 | 2.0 | 0.89 |
| 62311 | INJ 1 NOT NEUROLYTIC-EPID; LUMB/ | 433 | 1.9 | 1.69 |
| 93543 | INJ PROC-CATH; LT VENT/ATRIAL AN | 409 | 1.8 | 1.32 |
| 93510 | LT HRT CATH RETRO-BRACH/FEM; PER | 407 | 1.8 | 1.12 |
| 42820 | T&A; UNDER AGE 12 | 372 | 1.6 | 1.38 |
| 66984 | EXTRACAPSULAR CATARACT REMV IOL | 369 | 1.6 | 1.43 |
| 29881 | SCOPE KNEE SURG;W/MENISCECT MED/ | 365 | 1.6 | 1.52 |
| 93545 | INJ PROC-CATH; SELECT CORONRY AN | 272 | 1.2 | 1.40 |
| 30520 | SEPTOPLASTY/SUBMUCOS RES W/GFT | 252 | 1.1 | 0.71 |
| 93555 | IMAG SUPERVS I&R-CATH; VENT/ATRI | 238 | 1.0 | 1.16 |
| 36299 | UNLISTED PROC VASCULAR INJECTION | 233 | 1.0 | 0.08 |
| 29877 | SCOPE KNEE SURG; DEBRID/SHAVE CA | 228 | 1.0 | 0.95 |
| 29826 | SCOPE SHOULDER; DECOMP SUBACROM | 225 | 1.0 | 0.96 |

SOURCE: Utah Ambulatory Surgery Database

Utah Health Data Committee/Office of Health Care Statistics

Reportable* excludes codes in the former "Other" category and CPT4 blood draw codes in previous reports.

AMB ST 1-3

UTAH HOSPITAL AND FREESTANDING AMBULATORY SURGERY CENTER (FASC) UTILIZATION AND CHARGE PROFILE OF OUTPATIENT SURGERY, 2005
 AVERAGE TOTAL CHARGES FOR MOST COMMONLY PERFORMED CPT-4 AND ICD-9 REPORTABLE* PROCEDURES, SINGLE ICD-9 OR CPT-4 ONLY

138 Utah Valley Regional Medical Center

| ICD-9 CODE | ICD-9 DESCRIPTION | # | AVE TOT CHR | AVE TOT CHR(ALL Hospitals) |
|------------------|-------------------------------------|--------|-------------|-----------------------------|
| ICD-9 Procedures | | 10,259 | \$2,413 | \$2,879 |
| 4523 | COLONOSCOPY | 1,899 | \$589 | \$903 |
| 4542 | ENDO POLYPECTOMY LARGE INTESTINE | 645 | \$930 | \$1,238 |
| 4513 | OTHER ENDOSCOPY OF SMALL INTESTINE | 635 | \$641 | \$1,077 |
| 3722 | LEFT HEART CARDIAC CATHETERIZATION | 532 | \$5,203 | \$6,068 |
| 283 | TONSILLECTOMY WITH ADENOIDECTOMY | 439 | \$1,392 | \$1,976 |
| 5123 | LAPAROSCOPIC CHOLECYSTECTOMY | 439 | \$5,398 | \$5,675 |
| 4516 | EGD W/CLOS BX | 362 | \$746 | \$1,210 |
| 4525 | CLOS [ENDO] BX LARGE INTESTINE | 168 | \$840 | \$1,300 |
| 3723 | COMBINED RIGHT&LEFT HEART CARD CATH | 143 | \$5,856 | \$6,505 |
| 042 | DESTRUC CRANIAL&PERIPHERAL NERVES | 128 | \$2,125 | \$2,821 |
| 0331 | SPINAL TAP | 123 | \$1,686 | \$1,802 |
| 4836 | [ENDOSCOPIC] POLYPECTOMY OF RECTUM | 120 | \$808 | \$1,195 |
| 806 | EXCISION SEMILUNAR CARTILAGE KNEE | 112 | \$2,765 | \$3,682 |
| 8521 | LOCAL EXCISION OF LESION OF BREAST | 108 | \$2,218 | \$2,505 |
| 6952 | ASPIRATION CURET FOLLOWING DELIV/AB | 104 | \$1,915 | \$2,176 |
| 8192 | INJ THERAPEUTIC SBSTNC IN JNT/LIG | 89 | \$715 | \$902 |
| 4701 | LAPAROSCOPIC APPENDECTOMY | 88 | \$6,846 | \$7,458 |
| 282 | TONSILLECTOMY WITHOUT ADENOIDECTOMY | 83 | \$1,624 | \$2,177 |
| 3950 | ANGLPLSTY/ATHERECT OTH NON-COR VES | 82 | \$8,929 | \$10,836 |
| 0443 | RELEASE OF CARPAL TUNNEL | 75 | \$1,621 | \$1,948 |

| CPT-4 CODE | CPT-4 DESCRIPTION | # | AVE TOT CHR | AVE TOT CHR(ALL Hospitals) |
|------------------|----------------------------------|--------|-------------|-----------------------------|
| CPT-4 Procedures | | 11,454 | \$2,269 | \$2,664 |
| 45378 | COLONOSCOPY FLEX; DX-SEP PROC | 1,769 | \$588 | \$907 |
| 43235 | UGI ENDO; DX W/VO CLCT SPECMN-SP | 624 | \$798 | \$1,012 |
| 45380 | COLONOSCOPY FLEX; W/BX 1/MX | 578 | \$838 | \$1,227 |
| 47563 | LAPARSCPY SURG; CHOLECT W/CHOLAN | 436 | \$5,392 | \$5,930 |
| 45385 | COLONOSCOPY FLEX; W/REMV LES-SNA | 425 | \$970 | \$1,353 |
| 62311 | INJ 1 NOT NEUROLYTIC-EPID; LUMB/ | 425 | \$923 | \$941 |
| 43239 | UGI ENDO; W/BX 1/MX | 367 | \$869 | \$1,205 |
| 69436 | TYMPANOSTOMY GENERAL ANESTHESIA | 356 | \$730 | \$1,069 |
| 66984 | EXTRACAPSULAR CATARACT REMV IOL | 337 | \$2,710 | \$2,926 |
| 42820 | T&A; UNDER AGE 12 | 308 | \$1,328 | \$1,897 |
| 43249 | UGI ENDO; W/BALLOON DILAT ESOPHA | 308 | \$1,032 | \$1,471 |
| 36299 | UNLISTED PROC VASCULAR INJECTION | 233 | \$15,319 | \$15,183 |
| 29881 | SCOPE KNEE SURG;W/MENISCECT MED/ | 171 | \$2,770 | \$3,661 |
| 49505 | REPR INIT ING HERNIA 5YR/MORE; R | 129 | \$2,942 | \$3,442 |
| 42821 | T&A; AGE 12 OR OVER | 127 | \$1,547 | \$2,175 |
| 41899 | UNLIST PROC DENTOALVEOL STRUCTUR | 121 | \$1,823 | \$2,357 |
| 62270 | SPINAL PUNCTURE LUMBAR DIAGNOSTI | 109 | \$1,608 | \$1,725 |
| 19120 | EXC BRST CYST TUMR/LES OPN M/F 1 | 102 | \$2,191 | \$2,463 |
| 20680 | REMOVAL OF IMPLANT; DEEP | 96 | \$2,384 | \$2,573 |
| 29877 | SCOPE KNEE SURG; DEBRID/SHAVE CA | 93 | \$2,662 | \$3,334 |

SOURCE: Utah Ambulatory Surgery Database
 Reportable* excludes codes in the former "Other" category and CPT4 blood draw codes in previous reports.

AMB ST 1-4
UTAH HOSPITAL AND FREESTANDING AMBULATORY SURGERY CENTER (FASC) UTILIZATION AND CHARGE PROFILE OF OUTPATIENT SURGERY, 2005
PROCEDURE APG CATEGORY, PROCEDURE APG, BASED ON REPORTABLE* CPT-4 PROCEDURES

138 Utah Valley Regional Medical Center

| Procedure APG category | | TOTAL # | TOTAL # (ALL Hospitals) |
|------------------------|---|---------|-------------------------|
| Procedure APG | | | |
| 01 | INTEGUMENTARY SYSTEM | 498 | 9,625 |
| | 002 SUPERFICIAL NEEDLE BIOPSY AND ASPIRATION | 55 | 2,764 |
| | 003 COMPLEX INCISION AND DRAINAGE | 5 | 93 |
| | 004 SIMPLE INCISION AND DRAINAGE | 3 | 36 |
| | 007 COMPLEX EXCISION, BIOPSY AND DEBRIDEMENT | 72 | 1,172 |
| | 008 SIMPLE EXCISION AND BIOPSY | 60 | 975 |
| | 009 COMPLEX SKIN REPAIRS INCL INTEGUMENT GRAFTS, TRANSFER & REARRANGE | 69 | 1,274 |
| | 011 SIMPLE INCISION AND EXCISION OF BREAST | 200 | 2,672 |
| | 012 BREAST RECONSTRUCTION AND MASTECTOMY | 34 | 461 |
| 02 | MUSCULOSKELETAL SYSTEM | 2,943 | 55,271 |
| | 021 COMPLEX MUSCULOSKELETAL PROCEDURES EXCLUDING HAND AND FOOT | 250 | 6,574 |
| | 022 SIMPLE MUSCULOSKELETAL PROCEDURES EXCLUDING HAND AND FOOT | 79 | 2,116 |
| | 023 COMPLEX HAND AND FOOT MUSCULOSKELETAL PROCEDURES | 75 | 1,982 |
| | 024 SIMPLE HAND AND FOOT MUSCULOSKELETAL PROCEDURES | 321 | 11,501 |
| | 025 ARTHROSCOPY | 1,718 | 23,586 |
| | 029 CLOSED TREATMENT FX & DISLOCATION EXC FINGER, TOE & TRUNK | 43 | 610 |
| | 030 OPEN OR PERCUTANEOUS TREATMENT OF FRACTURES | 261 | 4,047 |
| | 031 BONE OR JOINT MANIPULATION UNDER ANESTHESIA | 32 | 429 |
| | 032 BUNION PROCEDURES | 17 | 1,497 |
| | 033 ARTHROPLASTY | 31 | 534 |
| | 034 HAND AND FOOT TENOTOMY | 6 | 275 |
| | 035 ARTHROCENTESIS AND LIGAMENT OR TENDON INJECTION | 110 | 1,881 |
| 03 | RESPIRATORY SYSTEM | 942 | 7,516 |
| | 052 NEEDLE AND CATHETER BIOPSY, ASPIRATION, LAVAGE AND INTUBATION | 12 | 721 |
| | 053 COMPLEX ENDOSCOPY OF THE UPPER AIRWAY | 761 | 4,668 |
| | 054 SIMPLE ENDOSCOPY OF THE UPPER AIRWAY | 18 | 343 |
| | 055 ENDOSCOPY OF THE LOWER AIRWAY | 151 | 1,784 |
| 04 | CARDIOVASCULAR SYSTEM | 3,326 | 31,224 |
| | 074 CARDIAC ELECTROPHYSIOLOGIC TESTS | 731 | 3,470 |
| | 075 PLACEMENT OF TRANSVENOUS CATHETERS | 3 | 67 |
| | 076 DIAGNOSTIC CARDIAC CATHETERIZATION | 1,819 | 22,437 |
| | 077 ANGIOPLASTY AND TRANSCATHETER PROCEDURES | 228 | 2,087 |
| | 078 PACEMAKER INSERTION AND REPLACEMENT | 68 | 606 |
| | 079 REMOVAL AND REVISION OF PACEMAKER AND VASCULAR DEVICE | 93 | 844 |
| | 080 MINOR VASCULAR REPAIR AND FISTULA CONSTRUCTION | 92 | 743 |
| | 081 SECONDARY VARICOSE VEINS AND VASCULAR INJECTION | 240 | 415 |
| | 082 VASCULAR LIGATION | 52 | 540 |
| 05 | HEMATOLOGIC, LYMPHATIC, AND ENDOCRINE | 137 | 2,858 |
| | 095 DEEP LYMPH STRUCTURE AND THYROID PROCEDURES | 133 | 1,920 |
| | 097 TRANSFUSION | 4 | 808 |
| 06 | DIGESTIVE SYSTEM | 7,446 | 103,000 |
| | 111 ALIMENTARY TESTS AND SIMPLE TUBE PLACEMENT | 2 | 155 |
| | 112 ESOPHAGEAL DILATION WITHOUT ENDOSCOPY | 16 | 1,254 |
| | 113 ANOSCOPY WITH BIOPSY AND DIAGNOSTIC PROCTOSIGMOIDOSCOPY | 44 | 683 |
| | 114 PROCTOSIGMOIDOSCOPY WITH EXCISION OR BIOPSY | 15 | 445 |
| | 115 DIAGNOSTIC UPPER GI ENDOSCOPY OR INTUBATION | 1,427 | 20,979 |

AMB ST 1-4
UTAH HOSPITAL AND FREESTANDING AMBULATORY SURGERY CENTER (FASC) UTILIZATION AND CHARGE PROFILE OF OUTPATIENT SURGERY, 2005
PROCEDURE APG CATEGORY, PROCEDURE APG, BASED ON REPORTABLE* CPT-4 PROCEDURES

138 Utah Valley Regional Medical Center

| procedure APG category | | TOTAL # | TOTAL # (ALL Hospitals) |
|------------------------|--|---------|-------------------------|
| procedure APG | | | |
| | 116 THERAPEUTIC UPPER GI ENDOSCOPY OR INTUBATION | 617 | 5,802 |
| | 117 LOWER GASTROINTESTINAL ENDOSCOPY | 3,470 | 47,252 |
| | 118 ERCP AND MISCELLANEOUS GI ENDOSCOPY PROCEDURES | 229 | 1,917 |
| | 119 HERNIA AND HYDROCELE PROCEDURES | 547 | 7,107 |
| | 120 COMPLEX ANAL AND RECTAL PROCEDURES | 35 | 966 |
| | 121 SIMPLE ANAL AND RECTAL PROCEDURES | 17 | 565 |
| | 122 MISCELLANEOUS ABDOMINAL PROCEDURES | 30 | 490 |
| | 123 COMPLEX LAPAROSCOPIC PROCEDURES | 980 | 14,888 |
| | 124 SIMPLE LAPAROSCOPIC PROCEDURES | 17 | 244 |
| 07 | URINARY SYSTEM | 460 | 7,371 |
| | 131 RENAL EXTRACORPOREAL SHOCK WAVE LITHOTRIPSY | 15 | 766 |
| | 133 URINARY CATHETERIZATION AND DILATATION | 16 | 399 |
| | 134 COMPLEX CYSTOURETHROSCOPY AND LITHOLAPAXY | 279 | 3,433 |
| | 135 MODERATE CYSTOURETHROSCOPY | 113 | 1,850 |
| | 136 SIMPLE CYSTOURETHROSCOPY | 22 | 617 |
| | 137 COMPLEX URETHRAL PROCEDURES | 8 | 156 |
| | 138 SIMPLE URETHRAL PROCEDURES | 7 | 149 |
| 08 | MALE GENITAL SYSTEM | 188 | 2,798 |
| | 151 TESTICULAR AND EPIDIDYMAL PROCEDURES | 133 | 1,409 |
| | 152 INSERTION OF PENILE PROSTHESIS | 2 | 85 |
| | 153 COMPLEX PENILE PROCEDURES | 13 | 415 |
| | 154 SIMPLE PENILE PROCEDURES | 39 | 711 |
| | 155 PROSTATE NEEDLE AND PUNCH BIOPSY | 1 | 178 |
| 09 | FEMALE GENITAL SYSTEM | 364 | 6,527 |
| | 176 COMPLEX FEMALE REPRODUCTIVE PROCEDURES | 70 | 1,506 |
| | 177 SIMPLE FEMALE REPRODUCTIVE PROCEDURES | 73 | 1,484 |
| | 178 DILATION AND CURETTAGE | 58 | 663 |
| | 179 HYSTEROSCOPY | 159 | 2,678 |
| | 180 COLPOSCOPY | 4 | 196 |
| 10 | NERVOUS SYSTEM | 1,479 | 27,778 |
| | 195 NERVOUS SYSTEM INJECTIONS, STIMULATIONS OR CRANIAL TAP | 1,045 | 21,371 |
| | 196 REVISION AND REMOVAL OF NEUROLOGICAL DEVICE | 6 | 229 |
| | 197 NEUROSTIMULATOR AND VENTRICULAR SHUNT IMPLANTATION | 24 | 776 |
| | 198 NERVE REPAIR AND DESTRUCTION | 290 | 4,700 |
| | 199 SPINAL TAP | 114 | 702 |
| 11 | EYE AND OCULAR ADNEXA | 1,690 | 11,487 |
| | 211 MINOR OPHTHALMOLOGICAL TESTS AND PROCEDURES | 11 | 26 |
| | 213 LASER EYE PROCEDURES | 52 | 877 |
| | 214 CATARACT PROCEDURES | 421 | 4,675 |
| | 215 COMPLEX ANTERIOR SEGMENT EYE PROCEDURES | 75 | 528 |
| | 216 MODERATE ANTERIOR SEGMENT EYE PROCEDURES | 89 | 322 |
| | 217 SIMPLE ANTERIOR SEGMENT EYE PROCEDURES | 48 | 201 |
| | 218 COMPLEX POSTERIOR SEGMENT EYE PROCEDURES | 110 | 427 |
| | 219 SIMPLE POSTERIOR SEGMENT EYE PROCEDURES | 116 | 434 |
| | 220 STRABISMUS AND MUSCLE EYE PROCEDURES | 204 | 905 |
| | 221 COMPLEX REPAIR AND PLASTIC PROCEDURES OF EYE | 178 | 787 |

AMB ST 1-4
UTAH HOSPITAL AND FREESTANDING AMBULATORY SURGERY CENTER (FASC) UTILIZATION AND CHARGE PROFILE OF OUTPATIENT SURGERY, 2005
PROCEDURE APG CATEGORY, PROCEDURE APG, BASED ON REPORTABLE* CPT-4 PROCEDURES

138 Utah Valley Regional Medical Center

| procedure APG category | | TOTAL # | TOTAL # (ALL Hospitals) |
|------------------------|---|---------|-------------------------|
| procedure APG | | | |
| | 222 SIMPLE REPAIR AND PLASTIC PROCEDURES OF EYE | 150 | 630 |
| | 223 VITRECTOMY | 236 | 1,675 |
| 12 | FACIAL, EAR, NOSE, MOUTH AND THROAT | 2,460 | 28,941 |
| | 233 NASAL CAUTERIZATION AND PACKING | 16 | 204 |
| | 234 COMPLEX FACIAL AND ENT PROCEDURES | 539 | 5,313 |
| | 235 SIMPLE FACIAL AND ENT PROCEDURES | 1,159 | 14,825 |
| | 236 TONSIL AND ADENOID PROCEDURES | 746 | 8,558 |
| 13 | THERAPEUTIC AND OTHER RADIOLOGICAL PROCEDURES | 193 | 3,489 |
| | 252 RADIATION THERAPY AND HYPERTHERMIA | 1 | 6 |
| | 253 VASCULAR RADIOLOGY EXCEPT FOR VENOGRAPHY OF EXTREMITY | 162 | 1,503 |
| | 254 MYELOGRAPHY | 5 | 307 |
| | 255 MISCELLANEOUS RADIOLOGICAL PROCEDURES WITH CONTRAST | 25 | 1,673 |

SOURCE: Utah Ambulatory Surgery Database

Utah Health Data Committee/Office of Health Care Statistics

Reportable* excludes codes in the former "Other" category and CPT blood draw codes in previous reports.

AMB ST 1-5
UTAH HOSPITAL AND FREESTANDING AMBULATORY SURGERY CENTER (FASC) UTILIZATION AND CHARGE PROFILE OF OUTPATIENT SURGERY, 2005
PROCEDURE APG CATEGORY, PROCEDURE APG, SINGLE APG ONLY
BASED ON REPORTABLE* CPT-4 PROCEDURES

138 Utah Valley Regional Medical Center

| Procedure APG category | | | | |
|------------------------|---|---------|-------------|-----------------------------|
| Procedure APG | | TOTAL # | AVE TOT CHR | AVE TOT CHR(ALL Hospitals) |
| 01 | INTEGUMENTARY SYSTEM | 348 | \$2,518 | \$2,720 |
| | 002 SUPERFICIAL NEEDLE BIOPSY AND ASPIRATION | 43 | \$2,034 | \$2,110 |
| | 003 COMPLEX INCISION AND DRAINAGE | 5 | \$2,605 | \$3,617 |
| | 004 SIMPLE INCISION AND DRAINAGE | 2 | \$2,486 | \$2,404 |
| | 007 COMPLEX EXCISION, BIOPSY AND DEBRIDEMENT | 43 | \$2,491 | \$2,947 |
| | 008 SIMPLE EXCISION AND BIOPSY | 45 | \$2,909 | \$2,811 |
| | 009 COMPLEX SKIN REPAIRS INCL INTEGUMENT GRAFTS, TRANSFER & REARRAN | 28 | \$2,908 | \$3,441 |
| | 011 SIMPLE INCISION AND EXCISION OF BREAST | 150 | \$2,353 | \$2,717 |
| | 012 BREAST RECONSTRUCTION AND MASTECTOMY | 32 | \$3,073 | \$4,527 |
| 02 | MUSCULOSKELETAL SYSTEM | 1,201 | \$3,273 | \$3,739 |
| | 021 COMPLEX MUSCULOSKELETAL PROCEDURES EXCLUDING HAND AND FOOT | 102 | \$4,073 | \$5,677 |
| | 022 SIMPLE MUSCULOSKELETAL PROCEDURES EXCLUDING HAND AND FOOT | 32 | \$2,467 | \$3,550 |
| | 023 COMPLEX HAND AND FOOT MUSCULOSKELETAL PROCEDURES | 15 | \$2,575 | \$4,293 |
| | 024 SIMPLE HAND AND FOOT MUSCULOSKELETAL PROCEDURES | 151 | \$2,384 | \$2,497 |
| | 025 ARTHROSCOPY | 628 | \$3,492 | \$4,162 |
| | 029 CLOSED TREATMENT FX & DISLOCATION EXC FINGER, TOE & TRUNK | 30 | \$2,784 | \$2,873 |
| | 030 OPEN OR PERCUTANEOUS TREATMENT OF FRACTURES | 157 | \$4,278 | \$4,697 |
| | 031 BONE OR JOINT MANIPULATION UNDER ANESTHESIA | 2 | \$2,975 | \$2,274 |
| | 032 BUNION PROCEDURES | 5 | \$3,499 | \$3,289 |
| | 033 ARTHROPLASTY | 6 | \$3,338 | \$5,262 |
| | 034 HAND AND FOOT TENOTOMY | 1 | \$1,851 | \$2,079 |
| | 035 ARTHROCENTESIS AND LIGAMENT OR TENDON INJECTION | 72 | \$618 | \$792 |
| 03 | RESPIRATORY SYSTEM | 128 | \$1,528 | \$1,861 |
| | 052 NEEDLE AND CATHETER BIOPSY, ASPIRATION, LAVAGE AND INTUBATION | 7 | \$1,764 | \$1,117 |
| | 053 COMPLEX ENDOSCOPY OF THE UPPER AIRWAY | 23 | \$2,265 | \$3,101 |
| | 054 SIMPLE ENDOSCOPY OF THE UPPER AIRWAY | 6 | \$1,453 | \$1,025 |
| | 055 ENDOSCOPY OF THE LOWER AIRWAY | 92 | \$1,330 | \$2,026 |
| 04 | CARDIOVASCULAR SYSTEM | 505 | \$10,681 | \$11,714 |
| | 074 CARDIAC ELECTROPHYSIOLOGIC TESTS | 29 | \$16,817 | \$22,994 |
| | 076 DIAGNOSTIC CARDIAC CATHETERIZATION | 117 | \$4,927 | \$7,275 |
| | 077 ANGIOPLASTY AND TRANSCATHETER PROCEDURES | 19 | \$7,125 | \$18,442 |
| | 078 PACEMAKER INSERTION AND REPLACEMENT | 13 | \$10,792 | \$20,119 |
| | 079 REMOVAL AND REVISION OF PACEMAKER AND VASCULAR DEVICE | 9 | \$12,443 | \$7,717 |
| | 080 MINOR VASCULAR REPAIR AND FISTULA CONSTRUCTION | 57 | \$4,245 | \$4,543 |
| | 081 SECONDARY VARICOSE VEINS AND VASCULAR INJECTION | 236 | \$15,173 | \$12,911 |
| | 082 VASCULAR LIGATION | 25 | \$4,783 | \$4,974 |
| 05 | HEMATOLOGIC, LYMPHATIC, AND ENDOCRINE | 79 | \$3,755 | \$4,419 |
| | 095 DEEP LYMPH STRUCTURE AND THYROID PROCEDURES | 75 | \$3,761 | \$4,406 |
| | 097 TRANSFUSION | 4 | \$3,647 | \$2,478 |
| 06 | DIGESTIVE SYSTEM | 5,445 | \$1,462 | \$1,962 |
| | 111 ALIMENTARY TESTS AND SIMPLE TUBE PLACEMENT | 2 | \$490 | \$1,010 |
| | 112 ESOPHAGEAL DILATION WITHOUT ENDOSCOPY | 1 | \$1,110 | \$1,144 |
| | 113 ANOSCOPY WITH BIOPSY AND DIAGNOSTIC PROCTOSIGMOIDOSCOPY | 29 | \$612 | \$984 |
| | 114 PROCTOSIGMOIDOSCOPY WITH EXCISION OR BIOPSY | 12 | \$953 | \$1,169 |
| | 115 DIAGNOSTIC UPPER GI ENDOSCOPY OR INTUBATION | 999 | \$828 | \$1,165 |

AMB ST 1-5
UTAH HOSPITAL AND FREESTANDING AMBULATORY SURGERY CENTER (FASC) UTILIZATION AND CHARGE PROFILE OF OUTPATIENT SURGERY, 2005
PROCEDURE APG CATEGORY, PROCEDURE APG, SINGLE APG ONLY
BASED ON REPORTABLE* CPT-4 PROCEDURES

138 Utah Valley Regional Medical Center

| procedure APG category | Procedure APG | TOTAL # | AVE TOT CHR | AVE TOT CHR(ALL Hospitals) |
|------------------------|--|---------|-------------|-----------------------------|
| | 116 THERAPEUTIC UPPER GI ENDOSCOPY OR INTUBATION | 431 | \$1,068 | \$1,658 |
| | 117 LOWER GASTROINTESTINAL ENDOSCOPY | 2,896 | \$700 | \$1,067 |
| | 118 ERCP AND MISCELLANEOUS GI ENDOSCOPY PROCEDURES | 56 | \$3,034 | \$3,503 |
| | 119 HERNIA AND HYDROCELE PROCEDURES | 289 | \$2,787 | \$3,280 |
| | 120 COMPLEX ANAL AND RECTAL PROCEDURES | 28 | \$2,599 | \$2,685 |
| | 121 SIMPLE ANAL AND RECTAL PROCEDURES | 14 | \$1,496 | \$1,870 |
| | 122 MISCELLANEOUS ABDOMINAL PROCEDURES | 14 | \$2,767 | \$2,977 |
| | 123 COMPLEX LAPAROSCOPIC PROCEDURES | 674 | \$5,209 | \$5,679 |
| 07 | URINARY SYSTEM | 135 | \$2,966 | \$4,153 |
| | 131 RENAL EXTRACORPOREAL SHOCK WAVE LITHOTRIPSY | 1 | \$5,162 | \$7,665 |
| | 133 URINARY CATHETERIZATION AND DILATATION | 8 | \$2,472 | \$3,375 |
| | 134 COMPLEX CYSTOURETHROSCOPY AND LITHOLAPAXY | 65 | \$3,712 | \$4,141 |
| | 135 MODERATE CYSTOURETHROSCOPY | 41 | \$2,277 | \$3,140 |
| | 136 SIMPLE CYSTOURETHROSCOPY | 10 | \$1,871 | \$2,217 |
| | 137 COMPLEX URETHRAL PROCEDURES | 6 | \$2,794 | \$4,424 |
| | 138 SIMPLE URETHRAL PROCEDURES | 4 | \$1,352 | \$1,708 |
| 08 | MALE GENITAL SYSTEM | 95 | \$2,198 | \$3,036 |
| | 151 TESTICULAR AND EPIDIDYMAL PROCEDURES | 51 | \$1,906 | \$2,586 |
| | 152 INSERTION OF PENILE PROSTHESIS | 2 | \$12,946 | \$16,730 |
| | 153 COMPLEX PENILE PROCEDURES | 10 | \$3,473 | \$3,166 |
| | 154 SIMPLE PENILE PROCEDURES | 32 | \$1,593 | \$1,905 |
| 09 | FEMALE GENITAL SYSTEM | 197 | \$2,726 | \$3,633 |
| | 176 COMPLEX FEMALE REPRODUCTIVE PROCEDURES | 32 | \$3,586 | \$4,657 |
| | 177 SIMPLE FEMALE REPRODUCTIVE PROCEDURES | 44 | \$1,828 | \$2,716 |
| | 178 DILATION AND CURETTAGE | 47 | \$1,701 | \$2,156 |
| | 179 HYSTEROSCOPY | 74 | \$3,539 | \$4,046 |
| 10 | NERVOUS SYSTEM | 896 | \$1,173 | \$1,539 |
| | 195 NERVOUS SYSTEM INJECTIONS, STIMULATIONS OR CRANIAL TAP | 662 | \$882 | \$994 |
| | 196 REVISION AND REMOVAL OF NEUROLOGICAL DEVICE | 1 | \$1,921 | \$5,892 |
| | 197 NEUROSTIMULATOR AND VENTRICULAR SHUNT IMPLANTATION | 10 | \$8,194 | \$20,573 |
| | 198 NERVE REPAIR AND DESTRUCTION | 114 | \$1,819 | \$2,246 |
| | 199 SPINAL TAP | 109 | \$1,608 | \$1,728 |
| 11 | EYE AND OCULAR ADNEXA | 836 | \$2,372 | \$2,803 |
| | 211 MINOR OPHTHALMOLOGICAL TESTS AND PROCEDURES | 2 | \$540 | \$1,972 |
| | 213 LASER EYE PROCEDURES | 44 | \$595 | \$725 |
| | 214 CATARACT PROCEDURES | 354 | \$2,641 | \$2,930 |
| | 215 COMPLEX ANTERIOR SEGMENT EYE PROCEDURES | 58 | \$1,116 | \$2,675 |
| | 216 MODERATE ANTERIOR SEGMENT EYE PROCEDURES | 41 | \$1,515 | \$2,211 |
| | 217 SIMPLE ANTERIOR SEGMENT EYE PROCEDURES | 19 | \$1,651 | \$2,213 |
| | 218 COMPLEX POSTERIOR SEGMENT EYE PROCEDURES | 30 | \$5,369 | \$5,110 |
| | 219 SIMPLE POSTERIOR SEGMENT EYE PROCEDURES | 2 | \$3,248 | \$2,811 |
| | 220 STRABISMUS AND MUSCLE EYE PROCEDURES | 111 | \$1,720 | \$2,332 |
| | 221 COMPLEX REPAIR AND PLASTIC PROCEDURES OF EYE | 73 | \$2,580 | \$3,502 |
| | 222 SIMPLE REPAIR AND PLASTIC PROCEDURES OF EYE | 52 | \$1,174 | \$2,026 |
| | 223 VITRECTOMY | 50 | \$5,092 | \$5,631 |

AMB ST 1-5
UTAH HOSPITAL AND FREESTANDING AMBULATORY SURGERY CENTER (FASC) UTILIZATION AND CHARGE PROFILE OF OUTPATIENT SURGERY, 2005
PROCEDURE APG CATEGORY, PROCEDURE APG, SINGLE APG ONLY
BASED ON REPORTABLE* CPT-4 PROCEDURES

138 Utah Valley Regional Medical Center

| procedure APG category | TOTAL # | AVE TOT CHRG | AVE TOT CHRG(ALL Hospitals) |
|---|---------|--------------|------------------------------|
| Procedure APG | | | |
| 12 FACIAL, EAR, NOSE, MOUTH AND THROAT | 1,313 | \$1,522 | \$2,232 |
| 233 NASAL CAUTERIZATION AND PACKING | 9 | \$1,602 | \$2,648 |
| 234 COMPLEX FACIAL AND ENT PROCEDURES | 171 | \$3,294 | \$4,546 |
| 235 SIMPLE FACIAL AND ENT PROCEDURES | 592 | \$1,101 | \$1,623 |
| 236 TONSIL AND ADENOID PROCEDURES | 541 | \$1,421 | \$2,001 |
| 13 THERAPEUTIC AND OTHER RADIOLOGICAL PROCEDURES | 25 | \$4,537 | \$3,887 |
| 252 RADIATION THERAPY AND HYPERTHERMIA | 1 | \$1,438 | \$5,164 |
| 253 VASCULAR RADIOLOGY EXCEPT FOR VENOGRAPHY OF EXTREMITY | 15 | \$6,339 | \$12,212 |
| 254 MYELOGRAPHY | 3 | \$1,965 | \$2,899 |
| 255 MISCELLANEOUS RADIOLOGICAL PROCEDURES WITH CONTRAST | 6 | \$1,834 | \$2,848 |

SOURCE: Utah Ambulatory Surgery Database

Utah Health Data Committee/Office of Health Care Statistics

Reportable* excludes codes in the former "Other" category and CPT blood draw codes in previous reports.

AMB ST 1-6
UTAH HOSPITAL AND FREESTANDING AMBULATORY SURGERY CENTER (FASC) UTILIZATION AND CHARGE PROFILE OF OUTPATIENT SURGERY, 2005
NUMBER OF SELECTED AMBULATORY SURGERY PATIENT VISITS BY PATIENT PROFILE

138 Utah Valley Regional Medical Center

| Patient Profile | Patient Visits | | Patient Visits-All Hospitals | |
|----------------------------|----------------|------|------------------------------|------|
| | (#) | (%) | (#) | (%) |
| GENDER | | | | |
| Female | 8,610 | 52.5 | 121,269 | 54.3 |
| Male | 7,796 | 47.5 | 101,991 | 45.7 |
| Unknown | 0 | 0.0 | 13 | 0.0 |
| Not Reported | 0 | 0.0 | 5 | 0.0 |
| AGE | | | | |
| 1-28 days | 1 | 0.0 | 469 | 0.2 |
| 29-365 days | 188 | 1.1 | 3,008 | 1.3 |
| 1-4 years | 840 | 5.1 | 10,999 | 4.9 |
| 5-9 | 442 | 2.7 | 6,321 | 2.8 |
| 10-14 | 329 | 2.0 | 4,532 | 2.0 |
| 15-17 | 360 | 2.2 | 4,858 | 2.2 |
| 18-19 | 345 | 2.1 | 3,511 | 1.6 |
| 20-24 | 949 | 5.8 | 10,616 | 4.8 |
| 25-29 | 983 | 6.0 | 12,207 | 5.5 |
| 30-34 | 850 | 5.2 | 11,660 | 5.2 |
| 35-39 | 811 | 4.9 | 11,852 | 5.3 |
| 40-44 | 947 | 5.8 | 14,382 | 6.4 |
| 45-49 | 1,162 | 7.1 | 17,465 | 7.8 |
| 50-54 | 1,785 | 10.9 | 24,332 | 10.9 |
| 55-59 | 1,605 | 9.8 | 20,472 | 9.2 |
| 60-64 | 1,398 | 8.5 | 17,241 | 7.7 |
| 65-69 | 1,067 | 6.5 | 15,102 | 6.8 |
| 70-74 | 931 | 5.7 | 12,741 | 5.7 |
| 75-79 | 708 | 4.3 | 10,692 | 4.8 |
| 80-84 | 437 | 2.7 | 6,850 | 3.1 |
| 85-89 | 207 | 1.3 | 3,124 | 1.4 |
| 90 + | 61 | 0.4 | 842 | 0.4 |
| Not Reported | 1 | 0.0 | 471 | 0.2 |
| SOURCE OF ADMISSION | | | | |
| Physician Referral | 16,045 | 97.8 | 197,732 | 88.6 |
| Clinic Referral | 14 | 0.1 | 511 | 0.2 |
| HMO Referral | 6 | 0.0 | 3,452 | 1.5 |
| Other Hospital | 48 | 0.3 | 121 | 0.1 |
| Skilled Nursing Facility | 5 | 0.0 | 19 | 0.0 |
| Other Health Care Facility | 1 | 0.0 | 36 | 0.0 |
| Emergency Room | 287 | 1.7 | 4,092 | 1.8 |
| Court/Law Enforcement | 0 | 0.0 | 0 | 0.0 |
| Unknown | 0 | 0.0 | 7 | 0.0 |
| Not Reported | 0 | 0.0 | 17,308 | 7.8 |

(Continued)

AMB ST 1-6
UTAH HOSPITAL AND FREESTANDING AMBULATORY SURGERY CENTER (FASC) UTILIZATION AND CHARGE PROFILE OF OUTPATIENT SURGERY, 2005
NUMBER OF SELECTED AMBULATORY SURGERY PATIENT VISITS BY PATIENT PROFILE

138 Utah Valley Regional Medical Center

| Patient Profile | Patient Visits | | Patient Visits-All Hospitals | |
|---|----------------|------|------------------------------|------|
| | (#) | (%) | (#) | (%) |
| DISCHARGE STATUS | | | | |
| Home or Self Care | 16,372 | 99.8 | 222,736 | 99.8 |
| Another Hospital | 4 | 0.0 | 119 | 0.1 |
| Skilled Nursing Facility | 10 | 0.1 | 104 | 0.0 |
| Intermediate Care Facility | 0 | 0.0 | 9 | 0.0 |
| Another Type of Institution | 3 | 0.0 | 26 | 0.0 |
| Under Care of Home Service | 15 | 0.1 | 191 | 0.1 |
| Left Against Medical Advice | 0 | 0.0 | 24 | 0.0 |
| Under Care of Home IV Provider | 1 | 0.0 | 11 | 0.0 |
| Expired | 1 | 0.0 | 12 | 0.0 |
| Unknown | 0 | 0.0 | 46 | 0.0 |
| Not Reported | 0 | 0.0 | 0 | 0.0 |
| PRIMARY PAYER | | | | |
| Medicare | 3,412 | 20.8 | 49,290 | 22.1 |
| Medicaid | 1,003 | 6.1 | 14,728 | 6.6 |
| Other government | 443 | 2.7 | 5,443 | 2.4 |
| Blue Cross/Blue Shield | 497 | 3.0 | 29,900 | 13.4 |
| Other Commercial | 649 | 4.0 | 14,398 | 6.4 |
| Managed Care(HMO, PPO) | 9,988 | 60.9 | 101,684 | 45.5 |
| Self Pay | 67 | 0.4 | 2,175 | 1.0 |
| Industrial & Worker Comp | 187 | 1.1 | 4,017 | 1.8 |
| Charity and Unclassified | 19 | 0.1 | 206 | 0.1 |
| Childrens Health Insurance | 18 | 0.1 | 197 | 0.1 |
| Unknown | 123 | 0.7 | 1,148 | 0.5 |
| Not Reported | 0 | 0.0 | 92 | 0.0 |
| LOCAL HEALTH DISTRICT OF PATIENT RESIDENCE | | | | |
| Bear River | 17 | 0.1 | 15,256 | 6.8 |
| Central Utah | 1,287 | 7.8 | 8,217 | 3.7 |
| Davis County | 35 | 0.2 | 22,608 | 10.1 |
| Salt Lake County | 281 | 1.7 | 78,843 | 35.3 |
| Southeastern Utah | 399 | 2.4 | 5,233 | 2.3 |
| Southwest Utah | 125 | 0.8 | 12,333 | 5.5 |
| Summit County | 24 | 0.1 | 3,135 | 1.4 |
| Tooele County | 8 | 0.0 | 4,296 | 1.9 |
| Tri-County | 161 | 1.0 | 5,769 | 2.6 |
| Utah County | 13,540 | 82.5 | 35,901 | 16.1 |
| Wasatch County | 282 | 1.7 | 1,724 | 0.8 |
| Weber County | 17 | 0.1 | 20,598 | 9.2 |
| Unknown Utah | 4 | 0.0 | 49 | 0.0 |
| Outside Utah | 223 | 1.4 | 9,153 | 4.1 |
| Unknown, Not Reported | 3 | 0.0 | 163 | 0.1 |

SOURCE: Utah Ambulatory Surgery Database,
Utah Health Data Committee/Office of Health Care Statistics.

AMB ST 1-1
UTAH HOSPITAL AND FREESTANDING AMBULATORY SURGERY CENTER (FASC) UTILIZATION AND CHARGE PROFILE OF OUTPATIENT SURGERY, 2005
NUMBER OF CPT-4 AND ICD-9 REPORTABLE* PROCEDURES BY SELECTED AMBULATORY SURGERY REPORTING CATEGORY

112 Valley View Medical Center

| | Procedures Performed | | Procedures Performed-All Hospitals | |
|--|----------------------|-------|------------------------------------|-------|
| | (#) | (%) | (#) | (%) |
| Reporting Category(ICD-9-CM CODES) | 4,830 | 100.0 | 319,528 | 100.0 |
| Mastectomy (85.0-85.99) | 83 | 1.7 | 7,251 | 2.3 |
| Musculoskeletal (76.0-84.99) | 995 | 20.6 | 62,442 | 19.5 |
| Respiratory (30.0-34.99) | 1 | 0.0 | 3,352 | 1.0 |
| Cardiovascular (35.0-39.99) | 12 | 0.2 | 16,471 | 5.2 |
| Lymphatic/Hemetic (40.0-41.99) | 22 | 0.5 | 2,955 | 0.9 |
| Digestive System (42.0-54.99) | 1,970 | 40.8 | 105,537 | 33.0 |
| Urinary (55.0-59.99) | 162 | 3.4 | 8,250 | 2.6 |
| Male Genital (60.0-64.99) | 134 | 2.8 | 3,729 | 1.2 |
| Female Genital (65.0-71.99) | 207 | 4.3 | 14,736 | 4.6 |
| Endocrine/Nervous (01.0-07.99) | 146 | 3.0 | 30,031 | 9.4 |
| Eye (08.0-16.99) | 6 | 0.1 | 19,655 | 6.2 |
| Ear (18.0-20.99) | 240 | 5.0 | 15,107 | 4.7 |
| Nose, Mouth, Pharynx (21.0-29.99) | 852 | 17.6 | 30,012 | 9.4 |
| Reporting Category(CPT-4 CODES) | 4,175 | 100.0 | 307,031 | 100.0 |
| Mastectomy (19120-19220) | 57 | 1.4 | 3,138 | 1.0 |
| Musculoskeletal (20000-29909) | 1,215 | 29.1 | 61,634 | 20.1 |
| Respiratory (30000-32999 & 39501-39599) | 117 | 2.8 | 13,104 | 4.3 |
| Cardiovascular (33010-37799 & 93501-93660) | 12 | 0.3 | 37,099 | 12.1 |
| Lymphatic/Hemetic (38100-38999) | 20 | 0.5 | 2,706 | 0.9 |
| Digestive (40490-49999) | 2,010 | 48.1 | 114,818 | 37.4 |
| Urinary (50010-53899) | 223 | 5.3 | 8,591 | 2.8 |
| Male Genital (54000-55899) | 89 | 2.1 | 3,154 | 1.0 |
| Female Genital (56405-58999) | 169 | 4.0 | 11,166 | 3.6 |
| Endocrine/Nervous (60000-64999) | 123 | 2.9 | 31,549 | 10.3 |
| Eye (65091-68899) | 5 | 0.1 | 11,740 | 3.8 |
| Ear (69000-69979) | 135 | 3.2 | 8,332 | 2.7 |

SOURCE: Utah Ambulatory Surgery Database

Utah Health Data Committee/Office of Health Care Statistics.

Reportable* excludes codes in the former "Other" category and CPT blood draw codes in previous reports.

AMB ST 1-2
UTAH HOSPITAL AND FREESTANDING AMBULATORY SURGERY CENTER (FASC) UTILIZATION AND CHARGE PROFILE OF OUTPATIENT SURGERY, 2005
MOST COMMONLY PERFORMED CPT-4 AND ICD-9 REPORTABLE* PROCEDURES

112 Valley View Medical Center

| ICD-9 CODE | ICD-9 DESCRIPTION | # | % | % ALL Hospitals |
|----------------------|-------------------------------------|-------|-------|-----------------|
| All ICD-9 Procedures | | 4,830 | 100.0 | 100.0 |
| 4542 | ENDO POLYPECTOMY LARGE INTESTINE | 367 | 7.6 | 3.85 |
| 4523 | COLONOSCOPY | 324 | 6.7 | 7.33 |
| 232 | RESTORATION OF TOOTH BY FILLING | 323 | 6.7 | 0.71 |
| 5123 | LAPAROSCOPIC CHOLECYSTECTOMY | 231 | 4.8 | 1.93 |
| 2001 | MYRINGOTOMY WITH INSERTION OF TUBE | 203 | 4.2 | 3.86 |
| 4516 | EGD W/CLOS BX | 201 | 4.2 | 5.33 |
| 4836 | [ENDOSCOPIC] POLYPECTOMY OF RECTUM | 129 | 2.7 | 1.17 |
| 4513 | OTHER ENDOSCOPY OF SMALL INTESTINE | 118 | 2.4 | 2.02 |
| 283 | TONSILLECTOMY WITH ADENOIDECTOMY | 100 | 2.1 | 1.73 |
| 0443 | RELEASE OF CARPAL TUNNEL | 97 | 2.0 | 1.13 |
| 2309 | EXTRACTION OF OTHER TOOTH | 94 | 1.9 | 0.22 |
| 806 | EXCISION SEMILUNAR CARTILAGE KNEE | 86 | 1.8 | 1.77 |
| 4292 | DILATION OF ESOPHAGUS | 82 | 1.7 | 1.37 |
| 2370 | ROOT CANAL NOT OTHERWISE SPECIFIED | 81 | 1.7 | 0.43 |
| 4701 | LAPAROSCOPIC APPENDECTOMY | 80 | 1.7 | 0.46 |
| 282 | TONSILLECTOMY WITHOUT ADENOIDECTOMY | 79 | 1.6 | 0.65 |
| 8147 | OTHER REPAIR OF KNEE | 77 | 1.6 | 0.65 |
| 4525 | CLOS [ENDO] BX LARGE INTESTINE | 73 | 1.5 | 2.58 |
| 8363 | ROTATOR CUFF REPAIR | 65 | 1.3 | 0.66 |
| 8521 | LOCAL EXCISION OF LESION OF BREAST | 58 | 1.2 | 0.91 |

| CPT-4 CODE | CPT-4 DESCRIPTION | # | % | % ALL Hospitals |
|----------------------|-----------------------------------|-------|-------|-----------------|
| All CPT-4 Procedures | | 4,175 | 100.0 | 100.0 |
| 45380 | COLONOSCOPY FLEX; W/BX 1/MX | 369 | 8.8 | 5.50 |
| 45378 | COLONOSCOPY FLEX; DX-SEP PROC | 281 | 6.7 | 7.15 |
| 43239 | UGI ENDO; W/BX 1/MX | 201 | 4.8 | 5.40 |
| 47562 | LAPAROSCOPY SURGICAL; CHOLECT | 161 | 3.9 | 0.72 |
| 29881 | SCOPE KNEE SURG;W/MENISCECT MED/ | 106 | 2.5 | 1.52 |
| 45385 | COLONOSCOPY FLEX; W/REMV LES-SNA | 105 | 2.5 | 1.80 |
| 69436 | TYMPANOSTOMY GENERAL ANESTHESIA | 104 | 2.5 | 2.08 |
| 64721 | NEUROPLASTY; MEDIAN CARPAL TUNNE | 95 | 2.3 | 0.72 |
| 42820 | T&A; UNDER AGE 12 | 92 | 2.2 | 1.38 |
| 20680 | REMOVAL OF IMPLANT; DEEP | 89 | 2.1 | 0.87 |
| 44970 | LAPAROSCOPY SURGICAL APPENDECTOM | 86 | 2.1 | 0.50 |
| 49505 | REPR INIT ING HERNIA 5YR/MORE; R | 80 | 1.9 | 0.95 |
| 29826 | SCOPE SHOULDER; DECOMP SUBACROM | 75 | 1.8 | 0.96 |
| 43235 | UGI ENDO; DX W/VO CLCT SPECMN-SP | 74 | 1.8 | 1.34 |
| 29877 | SCOPE KNEE SURG; DEBRID/SHAVE CA | 66 | 1.6 | 0.95 |
| 47563 | LAPAROSCPY SURG; CHOLECT W/CHOLAN | 65 | 1.6 | 1.24 |
| 42826 | TONSILLECTOMY PRIM/SEC; AGE 12/O | 60 | 1.4 | 0.54 |
| 29827 | SCOPE SHLDR SURG; W/ROTOR CUFF R | 58 | 1.4 | 0.43 |
| 43450 | DILAT ESOPH-SOUND/BOUGIE-1/MX PA | 55 | 1.3 | 0.38 |
| 30520 | SEPTOPLASTY/SUBMUCOS RES W/GFT | 47 | 1.1 | 0.71 |

SOURCE: Utah Ambulatory Surgery Database

Utah Health Data Committee/Office of Health Care Statistics

Reportable* excludes codes in the former "Other" category and CPT4 blood draw codes in previous reports.

AMB ST 1-3

UTAH HOSPITAL AND FREESTANDING AMBULATORY SURGERY CENTER (FASC) UTILIZATION AND CHARGE PROFILE OF OUTPATIENT SURGERY, 2005
 AVERAGE TOTAL CHARGES FOR MOST COMMONLY PERFORMED CPT-4 AND ICD-9 REPORTABLE* PROCEDURES, SINGLE ICD-9 OR CPT-4 ONLY

112 Valley View Medical Center

| ICD-9 CODE | ICD-9 DESCRIPTION | # | AVE TOT CHR | AVE TOT CHR(ALL Hospitals) |
|------------------|-------------------------------------|-------|-------------|-----------------------------|
| ICD-9 Procedures | | 2,470 | \$2,376 | \$2,879 |
| 4523 | COLONOSCOPY | 270 | \$763 | \$903 |
| 4542 | ENDO POLYPECTOMY LARGE INTESTINE | 255 | \$1,054 | \$1,238 |
| 5123 | LAPAROSCOPIC CHOLECYSTECTOMY | 178 | \$4,375 | \$5,675 |
| 4516 | EGD W/CLOS BX | 107 | \$891 | \$1,210 |
| 283 | TONSILLECTOMY WITH ADENOIDECTOMY | 90 | \$1,337 | \$1,976 |
| 0443 | RELEASE OF CARPAL TUNNEL | 78 | \$1,217 | \$1,948 |
| 8147 | OTHER REPAIR OF KNEE | 74 | \$4,008 | \$4,967 |
| 282 | TONSILLECTOMY WITHOUT ADENOIDECTOMY | 71 | \$1,666 | \$2,177 |
| 806 | EXCISION SEMILUNAR CARTILAGE KNEE | 57 | \$3,372 | \$3,682 |
| 4701 | LAPAROSCOPIC APPENDECTOMY | 52 | \$5,640 | \$7,458 |
| 4525 | CLOS [ENDO] BX LARGE INTESTINE | 45 | \$973 | \$1,300 |
| 4836 | [ENDOSCOPIC] POLYPECTOMY OF RECTUM | 45 | \$950 | \$1,195 |
| 4513 | OTHER ENDOSCOPY OF SMALL INTESTINE | 40 | \$674 | \$1,077 |
| 5304 | UNILAT REPR INDIRECT ING HERN-GFT | 40 | \$3,053 | \$3,549 |
| 6952 | ASPIRATION CURET FOLLOWING DELIV/AB | 36 | \$1,708 | \$2,176 |
| 8363 | ROTATOR CUFF REPAIR | 35 | \$6,353 | \$7,038 |
| 6029 | OTHER TRANSURETHRAL PROSTATECTOMY | 32 | \$3,434 | \$4,753 |
| 8183 | OTHER REPAIR OF SHOULDER | 30 | \$5,371 | \$6,045 |
| 8521 | LOCAL EXCISION OF LESION OF BREAST | 29 | \$2,157 | \$2,505 |
| 598 | URETERAL CATHETERIZATION | 27 | \$2,901 | \$4,845 |

| CPT-4 CODE | CPT-4 DESCRIPTION | # | AVE TOT CHR | AVE TOT CHR(ALL Hospitals) |
|------------------|----------------------------------|-------|-------------|-----------------------------|
| CPT-4 Procedures | | 2,457 | \$2,184 | \$2,664 |
| 45380 | COLONOSCOPY FLEX; W/BX 1/MX | 329 | \$1,036 | \$1,227 |
| 45378 | COLONOSCOPY FLEX; DX-SEP PROC | 229 | \$772 | \$907 |
| 47562 | LAPAROSCOPY SURGICAL; CHOLECT | 124 | \$4,182 | \$5,216 |
| 43239 | UGI ENDO; W/BX 1/MX | 110 | \$910 | \$1,205 |
| 45385 | COLONOSCOPY FLEX; W/REMV LES-SNA | 90 | \$1,258 | \$1,353 |
| 69436 | TYMPANOSTOMY GENERAL ANESTHESIA | 88 | \$516 | \$1,069 |
| 42820 | T&A; UNDER AGE 12 | 81 | \$1,299 | \$1,897 |
| 64721 | NEUROPLASTY; MEDIAN CARPAL TUNNE | 80 | \$1,236 | \$1,939 |
| 49505 | REPR INIT ING HERNIA 5YR/MORE; R | 56 | \$3,134 | \$3,442 |
| 47563 | LAPARSCPY SURG; CHOLECT W/CHOLAN | 55 | \$4,815 | \$5,930 |
| 42826 | TONSILLECTOMY PRIM/SEC; AGE 12/O | 52 | \$1,751 | \$2,223 |
| 44970 | LAPAROSCOPY SURGICAL APPENDECTOM | 52 | \$5,640 | \$7,429 |
| 29881 | SCOPE KNEE SURG;W/MENISCECT MED/ | 51 | \$3,398 | \$3,661 |
| 20680 | REMOVAL OF IMPLANT; DEEP | 40 | \$1,828 | \$2,573 |
| 43235 | UGI ENDO; DX W/WO CLCT SPECMN-SP | 39 | \$674 | \$1,012 |
| 19120 | EXC BRST CYST TUMR/LES OPN M/F 1 | 30 | \$2,172 | \$2,463 |
| 52601 | TURP INCL CONTRL POSTOP BLEED CM | 28 | \$3,438 | \$4,886 |
| 58353 | ENDOMET ABLAT THERM W/O SCOPE GU | 23 | \$3,461 | \$3,988 |
| 42825 | TONSILLECT PRIM/SEC; UNDER AGE 1 | 19 | \$1,433 | \$1,892 |
| 55700 | BX PROS; NDLE/PUNCH 1/MX ANY APP | 19 | \$2,301 | \$1,556 |

SOURCE: Utah Ambulatory Surgery Database
 Reportable* excludes codes in the former "Other" category and CPT4 blood draw codes in previous reports.

AMB ST 1-4
UTAH HOSPITAL AND FREESTANDING AMBULATORY SURGERY CENTER (FASC) UTILIZATION AND CHARGE PROFILE OF OUTPATIENT SURGERY, 2005
PROCEDURE APG CATEGORY, PROCEDURE APG, BASED ON REPORTABLE* CPT-4 PROCEDURES

112 Valley View Medical Center

| Procedure APG category | | TOTAL # | TOTAL # (ALL Hospitals) |
|------------------------|---|---------|-------------------------|
| Procedure APG | | | |
| 01 | INTEGUMENTARY SYSTEM | 102 | 9,625 |
| | 002 SUPERFICIAL NEEDLE BIOPSY AND ASPIRATION | 8 | 2,764 |
| | 006 SIMPLE DEBRIDEMENT AND DESTRUCTION | 7 | 163 |
| | 007 COMPLEX EXCISION, BIOPSY AND DEBRIDEMENT | 16 | 1,172 |
| | 008 SIMPLE EXCISION AND BIOPSY | 12 | 975 |
| | 009 COMPLEX SKIN REPAIRS INCL INTEGUMENT GRAFTS, TRANSFER & REARRANGE | 2 | 1,274 |
| | 011 SIMPLE INCISION AND EXCISION OF BREAST | 55 | 2,672 |
| | 012 BREAST RECONSTRUCTION AND MASTECTOMY | 2 | 461 |
| 02 | MUSCULOSKELETAL SYSTEM | 1,158 | 55,271 |
| | 021 COMPLEX MUSCULOSKELETAL PROCEDURES EXCLUDING HAND AND FOOT | 94 | 6,574 |
| | 022 SIMPLE MUSCULOSKELETAL PROCEDURES EXCLUDING HAND AND FOOT | 33 | 2,116 |
| | 023 COMPLEX HAND AND FOOT MUSCULOSKELETAL PROCEDURES | 18 | 1,982 |
| | 024 SIMPLE HAND AND FOOT MUSCULOSKELETAL PROCEDURES | 308 | 11,501 |
| | 025 ARTHROSCOPY | 509 | 23,586 |
| | 027 SPLINT, STRAPPING AND CAST REMOVAL | 1 | 103 |
| | 028 CLOSED TREATMENT FX & DISLOCATION OF FINGER, TOE & TRUNK | 1 | 56 |
| | 029 CLOSED TREATMENT FX & DISLOCATION EXC FINGER, TOE & TRUNK | 31 | 610 |
| | 030 OPEN OR PERCUTANEOUS TREATMENT OF FRACTURES | 105 | 4,047 |
| | 031 BONE OR JOINT MANIPULATION UNDER ANESTHESIA | 5 | 429 |
| | 032 BUNION PROCEDURES | 39 | 1,497 |
| | 033 ARTHROPLASTY | 8 | 534 |
| | 035 ARTHROCENTESIS AND LIGAMENT OR TENDON INJECTION | 6 | 1,881 |
| 03 | RESPIRATORY SYSTEM | 44 | 7,516 |
| | 053 COMPLEX ENDOSCOPY OF THE UPPER AIRWAY | 44 | 4,668 |
| 04 | CARDIOVASCULAR SYSTEM | 10 | 31,224 |
| | 080 MINOR VASCULAR REPAIR AND FISTULA CONSTRUCTION | 1 | 743 |
| | 081 SECONDARY VARICOSE VEINS AND VASCULAR INJECTION | 3 | 415 |
| | 082 VASCULAR LIGATION | 6 | 540 |
| 05 | HEMATOLOGIC, LYMPHATIC, AND ENDOCRINE | 19 | 2,858 |
| | 095 DEEP LYMPH STRUCTURE AND THYROID PROCEDURES | 19 | 1,920 |
| 06 | DIGESTIVE SYSTEM | 1,881 | 103,000 |
| | 112 ESOPHAGEAL DILATION WITHOUT ENDOSCOPY | 55 | 1,254 |
| | 113 ANOSCOPY WITH BIOPSY AND DIAGNOSTIC PROCTOSIGMOIDOSCOPY | 14 | 683 |
| | 114 PROCTOSIGMOIDOSCOPY WITH EXCISION OR BIOPSY | 17 | 445 |
| | 115 DIAGNOSTIC UPPER GI ENDOSCOPY OR INTUBATION | 276 | 20,979 |
| | 116 THERAPEUTIC UPPER GI ENDOSCOPY OR INTUBATION | 54 | 5,802 |
| | 117 LOWER GASTROINTESTINAL ENDOSCOPY | 762 | 47,252 |
| | 118 ERCP AND MISCELLANEOUS GI ENDOSCOPY PROCEDURES | 39 | 1,917 |
| | 119 HERNIA AND HYDROCELE PROCEDURES | 157 | 7,107 |
| | 120 COMPLEX ANAL AND RECTAL PROCEDURES | 23 | 966 |
| | 121 SIMPLE ANAL AND RECTAL PROCEDURES | 22 | 565 |
| | 122 MISCELLANEOUS ABDOMINAL PROCEDURES | 5 | 490 |
| | 123 COMPLEX LAPAROSCOPIC PROCEDURES | 449 | 14,888 |
| | 124 SIMPLE LAPAROSCOPIC PROCEDURES | 8 | 244 |
| 07 | URINARY SYSTEM | 214 | 7,371 |
| | 131 RENAL EXTRACORPOREAL SHOCK WAVE LITHOTRIPSY | 1 | 766 |

AMB ST 1-4
UTAH HOSPITAL AND FREESTANDING AMBULATORY SURGERY CENTER (FASC) UTILIZATION AND CHARGE PROFILE OF OUTPATIENT SURGERY, 2005
PROCEDURE APG CATEGORY, PROCEDURE APG, BASED ON REPORTABLE* CPT-4 PROCEDURES

112 Valley View Medical Center

| procedure APG category procedure APG | TOTAL # | TOTAL # (ALL Hospitals) |
|--|---------|-------------------------|
| 133 URINARY CATHETERIZATION AND DILATATION | 5 | 399 |
| 134 COMPLEX CYSTOURETHROSCOPY AND LITHOLAPAXY | 125 | 3,433 |
| 135 MODERATE CYSTOURETHROSCOPY | 52 | 1,850 |
| 136 SIMPLE CYSTOURETHROSCOPY | 27 | 617 |
| 137 COMPLEX URETHRAL PROCEDURES | 1 | 156 |
| 138 SIMPLE URETHRAL PROCEDURES | 3 | 149 |
| 08 MALE GENITAL SYSTEM | 86 | 2,798 |
| 151 TESTICULAR AND EPIDIDYMAL PROCEDURES | 50 | 1,409 |
| 153 COMPLEX PENILE PROCEDURES | 2 | 415 |
| 154 SIMPLE PENILE PROCEDURES | 8 | 711 |
| 155 PROSTATE NEEDLE AND PUNCH BIOPSY | 26 | 178 |
| 09 FEMALE GENITAL SYSTEM | 84 | 6,527 |
| 176 COMPLEX FEMALE REPRODUCTIVE PROCEDURES | 47 | 1,506 |
| 177 SIMPLE FEMALE REPRODUCTIVE PROCEDURES | 14 | 1,484 |
| 178 DILATION AND CURETTAGE | 15 | 663 |
| 179 HYSTEROSCOPY | 6 | 2,678 |
| 180 COLPOSCOPY | 2 | 196 |
| 10 NERVOUS SYSTEM | 116 | 27,778 |
| 196 REVISION AND REMOVAL OF NEUROLOGICAL DEVICE | 1 | 229 |
| 197 NEUROSTIMULATOR AND VENTRICULAR SHUNT IMPLANTATION | 9 | 776 |
| 198 NERVE REPAIR AND DESTRUCTION | 106 | 4,700 |
| 11 EYE AND OCULAR ADNEXA | 5 | 11,487 |
| 215 COMPLEX ANTERIOR SEGMENT EYE PROCEDURES | 1 | 528 |
| 216 MODERATE ANTERIOR SEGMENT EYE PROCEDURES | 2 | 322 |
| 220 STRABISMUS AND MUSCLE EYE PROCEDURES | 1 | 905 |
| 222 SIMPLE REPAIR AND PLASTIC PROCEDURES OF EYE | 1 | 630 |
| 12 FACIAL, EAR, NOSE, MOUTH AND THROAT | 429 | 28,941 |
| 233 NASAL CAUTERIZATION AND PACKING | 2 | 204 |
| 234 COMPLEX FACIAL AND ENT PROCEDURES | 89 | 5,313 |
| 235 SIMPLE FACIAL AND ENT PROCEDURES | 149 | 14,825 |
| 236 TONSIL AND ADENOID PROCEDURES | 189 | 8,558 |

SOURCE: Utah Ambulatory Surgery Database

Utah Health Data Committee/Office of Health Care Statistics

Reportable* excludes codes in the former "Other" category and CPT blood draw codes in previous reports.

AMB ST 1-5
UTAH HOSPITAL AND FREESTANDING AMBULATORY SURGERY CENTER (FASC) UTILIZATION AND CHARGE PROFILE OF OUTPATIENT SURGERY, 2005
PROCEDURE APG CATEGORY, PROCEDURE APG, SINGLE APG ONLY
BASED ON REPORTABLE* CPT-4 PROCEDURES

112 Valley View Medical Center

| Procedure APG category | Procedure APG | TOTAL # | AVE TOT CHR | AVE TOT CHR(ALL Hospitals) |
|------------------------|---|---------|-------------|-----------------------------|
| 01 | INTEGUMENTARY SYSTEM | 75 | \$2,260 | \$2,720 |
| | 002 SUPERFICIAL NEEDLE BIOPSY AND ASPIRATION | 7 | \$1,273 | \$2,110 |
| | 006 SIMPLE DEBRIDEMENT AND DESTRUCTION | 4 | \$2,118 | \$2,265 |
| | 007 COMPLEX EXCISION, BIOPSY AND DEBRIDEMENT | 12 | \$2,236 | \$2,947 |
| | 008 SIMPLE EXCISION AND BIOPSY | 4 | \$1,784 | \$2,811 |
| | 009 COMPLEX SKIN REPAIRS INCL INTEGUMENT GRAFTS, TRANSFER & REARRAN | 1 | \$8,174 | \$3,441 |
| | 011 SIMPLE INCISION AND EXCISION OF BREAST | 46 | \$2,275 | \$2,717 |
| | 012 BREAST RECONSTRUCTION AND MASTECTOMY | 1 | \$5,328 | \$4,527 |
| 02 | MUSCULOSKELETAL SYSTEM | 443 | \$3,043 | \$3,739 |
| | 021 COMPLEX MUSCULOSKELETAL PROCEDURES EXCLUDING HAND AND FOOT | 32 | \$3,063 | \$5,677 |
| | 022 SIMPLE MUSCULOSKELETAL PROCEDURES EXCLUDING HAND AND FOOT | 19 | \$2,535 | \$3,550 |
| | 023 COMPLEX HAND AND FOOT MUSCULOSKELETAL PROCEDURES | 8 | \$3,667 | \$4,293 |
| | 024 SIMPLE HAND AND FOOT MUSCULOSKELETAL PROCEDURES | 125 | \$2,027 | \$2,497 |
| | 025 ARTHROSCOPY | 129 | \$4,118 | \$4,162 |
| | 029 CLOSED TREATMENT FX & DISLOCATION EXC FINGER, TOE & TRUNK | 26 | \$1,637 | \$2,873 |
| | 030 OPEN OR PERCUTANEOUS TREATMENT OF FRACTURES | 82 | \$3,493 | \$4,697 |
| | 032 BUNION PROCEDURES | 19 | \$2,689 | \$3,289 |
| | 033 ARTHROPLASTY | 3 | \$2,570 | \$5,262 |
| 03 | RESPIRATORY SYSTEM | 4 | \$3,064 | \$1,861 |
| | 053 COMPLEX ENDOSCOPY OF THE UPPER AIRWAY | 4 | \$3,064 | \$3,101 |
| 04 | CARDIOVASCULAR SYSTEM | 6 | \$2,772 | \$11,714 |
| | 081 SECONDARY VARICOSE VEINS AND VASCULAR INJECTION | 2 | \$2,348 | \$12,911 |
| | 082 VASCULAR LIGATION | 4 | \$2,984 | \$4,974 |
| 05 | HEMATOLOGIC, LYMPHATIC, AND ENDOCRINE | 10 | \$3,104 | \$4,419 |
| | 095 DEEP LYMPH STRUCTURE AND THYROID PROCEDURES | 10 | \$3,104 | \$4,406 |
| 06 | DIGESTIVE SYSTEM | 1,285 | \$1,978 | \$1,962 |
| | 112 ESOPHAGEAL DILATION WITHOUT ENDOSCOPY | 9 | \$920 | \$1,144 |
| | 113 ANOSCOPY WITH BIOPSY AND DIAGNOSTIC PROCTOSIGMOIDOSCOPY | 11 | \$361 | \$984 |
| | 114 PROCTOSIGMOIDOSCOPY WITH EXCISION OR BIOPSY | 13 | \$781 | \$1,169 |
| | 115 DIAGNOSTIC UPPER GI ENDOSCOPY OR INTUBATION | 150 | \$849 | \$1,165 |
| | 116 THERAPEUTIC UPPER GI ENDOSCOPY OR INTUBATION | 28 | \$1,139 | \$1,658 |
| | 117 LOWER GASTROINTESTINAL ENDOSCOPY | 655 | \$974 | \$1,067 |
| | 118 ERCP AND MISCELLANEOUS GI ENDOSCOPY PROCEDURES | 2 | \$1,709 | \$3,503 |
| | 119 HERNIA AND HYDROCELE PROCEDURES | 94 | \$3,031 | \$3,280 |
| | 120 COMPLEX ANAL AND RECTAL PROCEDURES | 17 | \$2,366 | \$2,685 |
| | 121 SIMPLE ANAL AND RECTAL PROCEDURES | 7 | \$1,415 | \$1,870 |
| | 122 MISCELLANEOUS ABDOMINAL PROCEDURES | 2 | \$5,728 | \$2,977 |
| | 123 COMPLEX LAPAROSCOPIC PROCEDURES | 296 | \$4,620 | \$5,679 |
| | 124 SIMPLE LAPAROSCOPIC PROCEDURES | 1 | \$4,495 | \$9,924 |
| 07 | URINARY SYSTEM | 102 | \$2,799 | \$4,153 |
| | 133 URINARY CATHETERIZATION AND DILATATION | 1 | \$2,099 | \$3,375 |
| | 134 COMPLEX CYSTOURETHROSCOPY AND LITHOLAPAXY | 72 | \$3,126 | \$4,141 |
| | 135 MODERATE CYSTOURETHROSCOPY | 9 | \$2,413 | \$3,140 |
| | 136 SIMPLE CYSTOURETHROSCOPY | 17 | \$1,738 | \$2,217 |
| | 137 COMPLEX URETHRAL PROCEDURES | 1 | \$3,674 | \$4,424 |

AMB ST 1-5
UTAH HOSPITAL AND FREESTANDING AMBULATORY SURGERY CENTER (FASC) UTILIZATION AND CHARGE PROFILE OF OUTPATIENT SURGERY, 2005
PROCEDURE APG CATEGORY, PROCEDURE APG, SINGLE APG ONLY
BASED ON REPORTABLE* CPT-4 PROCEDURES

112 Valley View Medical Center

| procedure APG category | Procedure APG | TOTAL # | AVE TOT CHRG | AVE TOT CHRG(ALL Hospitals) |
|------------------------|--|---------|--------------|------------------------------|
| | 138 SIMPLE URETHRAL PROCEDURES | 2 | \$1,717 | \$1,708 |
| 08 | MALE GENITAL SYSTEM | 47 | \$2,650 | \$3,036 |
| | 151 TESTICULAR AND EPIDIDYMAL PROCEDURES | 16 | \$1,942 | \$2,586 |
| | 153 COMPLEX PENILE PROCEDURES | 1 | \$3,267 | \$3,166 |
| | 154 SIMPLE PENILE PROCEDURES | 6 | \$1,746 | \$1,905 |
| | 155 PROSTATE NEEDLE AND PUNCH BIOPSY | 24 | \$3,322 | \$3,040 |
| 09 | FEMALE GENITAL SYSTEM | 66 | \$3,000 | \$3,633 |
| | 176 COMPLEX FEMALE REPRODUCTIVE PROCEDURES | 37 | \$3,662 | \$4,657 |
| | 177 SIMPLE FEMALE REPRODUCTIVE PROCEDURES | 9 | \$1,990 | \$2,716 |
| | 178 DILATION AND CURETTAGE | 14 | \$1,658 | \$2,156 |
| | 179 HYSTEROSCOPY | 6 | \$3,560 | \$4,046 |
| 10 | NERVOUS SYSTEM | 87 | \$1,644 | \$1,539 |
| | 196 REVISION AND REMOVAL OF NEUROLOGICAL DEVICE | 1 | \$1,949 | \$5,892 |
| | 197 NEUROSTIMULATOR AND VENTRICULAR SHUNT IMPLANTATION | 3 | \$11,648 | \$20,573 |
| | 198 NERVE REPAIR AND DESTRUCTION | 83 | \$1,279 | \$2,246 |
| 11 | EYE AND OCULAR ADNEXA | 3 | \$1,427 | \$2,803 |
| | 215 COMPLEX ANTERIOR SEGMENT EYE PROCEDURES | 1 | \$381 | \$2,675 |
| | 220 STRABISMUS AND MUSCLE EYE PROCEDURES | 1 | \$1,646 | \$2,332 |
| | 222 SIMPLE REPAIR AND PLASTIC PROCEDURES OF EYE | 1 | \$2,255 | \$2,026 |
| 12 | FACIAL, EAR, NOSE, MOUTH AND THROAT | 313 | \$1,352 | \$2,232 |
| | 234 COMPLEX FACIAL AND ENT PROCEDURES | 46 | \$2,396 | \$4,546 |
| | 235 SIMPLE FACIAL AND ENT PROCEDURES | 103 | \$690 | \$1,623 |
| | 236 TONSIL AND ADENOID PROCEDURES | 164 | \$1,475 | \$2,001 |

SOURCE: Utah Ambulatory Surgery Database
 Utah Health Data Committee/Office of Health Care Statistics
 Reportable* excludes codes in the former "Other" category and CPT blood draw codes in previous reports.

AMB ST 1-6
UTAH HOSPITAL AND FREESTANDING AMBULATORY SURGERY CENTER (FASC) UTILIZATION AND CHARGE PROFILE OF OUTPATIENT SURGERY, 2005
NUMBER OF SELECTED AMBULATORY SURGERY PATIENT VISITS BY PATIENT PROFILE

112 Valley View Medical Center

| Patient Profile | Patient Visits | | Patient Visits-All Hospitals | |
|----------------------------|----------------|------|------------------------------|------|
| | (#) | (%) | (#) | (%) |
| GENDER | | | | |
| Female | 1,743 | 51.3 | 121,269 | 54.3 |
| Male | 1,656 | 48.7 | 101,991 | 45.7 |
| Unknown | 0 | 0.0 | 13 | 0.0 |
| Not Reported | 0 | 0.0 | 5 | 0.0 |
| AGE | | | | |
| 1-28 days | 0 | 0.0 | 469 | 0.2 |
| 29-365 days | 40 | 1.2 | 3,008 | 1.3 |
| 1-4 years | 185 | 5.4 | 10,999 | 4.9 |
| 5-9 | 109 | 3.2 | 6,321 | 2.8 |
| 10-14 | 96 | 2.8 | 4,532 | 2.0 |
| 15-17 | 122 | 3.6 | 4,858 | 2.2 |
| 18-19 | 62 | 1.8 | 3,511 | 1.6 |
| 20-24 | 222 | 6.5 | 10,616 | 4.8 |
| 25-29 | 201 | 5.9 | 12,207 | 5.5 |
| 30-34 | 156 | 4.6 | 11,660 | 5.2 |
| 35-39 | 145 | 4.3 | 11,852 | 5.3 |
| 40-44 | 179 | 5.3 | 14,382 | 6.4 |
| 45-49 | 216 | 6.4 | 17,465 | 7.8 |
| 50-54 | 309 | 9.1 | 24,332 | 10.9 |
| 55-59 | 304 | 8.9 | 20,472 | 9.2 |
| 60-64 | 295 | 8.7 | 17,241 | 7.7 |
| 65-69 | 260 | 7.6 | 15,102 | 6.8 |
| 70-74 | 207 | 6.1 | 12,741 | 5.7 |
| 75-79 | 152 | 4.5 | 10,692 | 4.8 |
| 80-84 | 93 | 2.7 | 6,850 | 3.1 |
| 85-89 | 38 | 1.1 | 3,124 | 1.4 |
| 90 + | 8 | 0.2 | 842 | 0.4 |
| Not Reported | 0 | 0.0 | 471 | 0.2 |
| SOURCE OF ADMISSION | | | | |
| Physician Referral | 3,049 | 89.7 | 197,732 | 88.6 |
| Clinic Referral | 200 | 5.9 | 511 | 0.2 |
| HMO Referral | 1 | 0.0 | 3,452 | 1.5 |
| Other Hospital | 3 | 0.1 | 121 | 0.1 |
| Skilled Nursing Facility | 0 | 0.0 | 19 | 0.0 |
| Other Health Care Facility | 0 | 0.0 | 36 | 0.0 |
| Emergency Room | 146 | 4.3 | 4,092 | 1.8 |
| Court/Law Enforcement | 0 | 0.0 | 0 | 0.0 |
| Unknown | 0 | 0.0 | 7 | 0.0 |
| Not Reported | 0 | 0.0 | 17,308 | 7.8 |

(Continued)

AMB ST 1-6
UTAH HOSPITAL AND FREESTANDING AMBULATORY SURGERY CENTER (FASC) UTILIZATION AND CHARGE PROFILE OF OUTPATIENT SURGERY, 2005
NUMBER OF SELECTED AMBULATORY SURGERY PATIENT VISITS BY PATIENT PROFILE

112 Valley View Medical Center

| Patient Profile | Patient Visits | | Patient Visits-All Hospitals | |
|---|----------------|------|------------------------------|------|
| | (#) | (%) | (#) | (%) |
| DISCHARGE STATUS | | | | |
| Home or Self Care | 3,389 | 99.7 | 222,736 | 99.8 |
| Another Hospital | 0 | 0.0 | 119 | 0.1 |
| Skilled Nursing Facility | 1 | 0.0 | 104 | 0.0 |
| Intermediate Care Facility | 0 | 0.0 | 9 | 0.0 |
| Another Type of Institution | 1 | 0.0 | 26 | 0.0 |
| Under Care of Home Service | 8 | 0.2 | 191 | 0.1 |
| Left Against Medical Advice | 0 | 0.0 | 24 | 0.0 |
| Under Care of Home IV Provider | 0 | 0.0 | 11 | 0.0 |
| Expired | 0 | 0.0 | 12 | 0.0 |
| Unknown | 0 | 0.0 | 46 | 0.0 |
| Not Reported | 0 | 0.0 | 0 | 0.0 |
| PRIMARY PAYER | | | | |
| Medicare | 772 | 22.7 | 49,290 | 22.1 |
| Medicaid | 367 | 10.8 | 14,728 | 6.6 |
| Other government | 146 | 4.3 | 5,443 | 2.4 |
| Blue Cross/Blue Shield | 522 | 15.4 | 29,900 | 13.4 |
| Other Commercial | 298 | 8.8 | 14,398 | 6.4 |
| Managed Care(HMO, PPO) | 1,160 | 34.1 | 101,684 | 45.5 |
| Self Pay | 22 | 0.6 | 2,175 | 1.0 |
| Industrial & Worker Comp | 68 | 2.0 | 4,017 | 1.8 |
| Charity and Unclassified | 0 | 0.0 | 206 | 0.1 |
| Childrens Health Insurance | 6 | 0.2 | 197 | 0.1 |
| Unknown | 38 | 1.1 | 1,148 | 0.5 |
| Not Reported | 0 | 0.0 | 92 | 0.0 |
| LOCAL HEALTH DISTRICT OF PATIENT RESIDENCE | | | | |
| Bear River | 1 | 0.0 | 15,256 | 6.8 |
| Central Utah | 171 | 5.0 | 8,217 | 3.7 |
| Davis County | 2 | 0.1 | 22,608 | 10.1 |
| Salt Lake County | 12 | 0.4 | 78,843 | 35.3 |
| Southeastern Utah | 2 | 0.1 | 5,233 | 2.3 |
| Southwest Utah | 3,076 | 90.5 | 12,333 | 5.5 |
| Summit County | 1 | 0.0 | 3,135 | 1.4 |
| Tooele County | 0 | 0.0 | 4,296 | 1.9 |
| Tri-County | 0 | 0.0 | 5,769 | 2.6 |
| Utah County | 4 | 0.1 | 35,901 | 16.1 |
| Wasatch County | 1 | 0.0 | 1,724 | 0.8 |
| Weber County | 0 | 0.0 | 20,598 | 9.2 |
| Unknown Utah | 1 | 0.0 | 49 | 0.0 |
| Outside Utah | 128 | 3.8 | 9,153 | 4.1 |
| Unknown, Not Reported | 0 | 0.0 | 163 | 0.1 |

SOURCE: Utah Ambulatory Surgery Database,
Utah Health Data Committee/Office of Health Care Statistics.

AMB ST 1-1
UTAH HOSPITAL AND FREESTANDING AMBULATORY SURGERY CENTER (FASC) UTILIZATION AND CHARGE PROFILE OF OUTPATIENT SURGERY, 2005
NUMBER OF CPT-4 AND ICD-9 REPORTABLE* PROCEDURES BY SELECTED AMBULATORY SURGERY REPORTING CATEGORY

401 Central Utah Surgical Center

| | Procedures Performed | | Procedures Performed-All FASCs | |
|--|----------------------|-------|--------------------------------|-------|
| | (#) | (%) | (#) | (%) |
| Reporting Category(ICD-9-CM CODES) | . | . | 66,156 | 100.0 |
| Mastectomy (85.0-85.99) | . | . | 1,584 | 2.4 |
| Musculoskeletal (76.0-84.99) | . | . | 11,899 | 18.0 |
| Respiratory (30.0-34.99) | . | . | 119 | 0.2 |
| Cardiovascular (35.0-39.99) | . | . | 362 | 0.5 |
| Lymphatic/Hemetic (40.0-41.99) | . | . | 141 | 0.2 |
| Digestive System (42.0-54.99) | . | . | 13,725 | 20.7 |
| Urinary (55.0-59.99) | . | . | 322 | 0.5 |
| Male Genital (60.0-64.99) | . | . | 262 | 0.4 |
| Female Genital (65.0-71.99) | . | . | 1,797 | 2.7 |
| Endocrine/Nervous (01.0-07.99) | . | . | 3,838 | 5.8 |
| Eye (08.0-16.99) | . | . | 18,120 | 27.4 |
| Ear (18.0-20.99) | . | . | 3,735 | 5.6 |
| Nose, Mouth, Pharynx (21.0-29.99) | . | . | 10,252 | 15.5 |
| Reporting Category(CPT-4 CODES) | 14,937 | 100.0 | 117,978 | 100.0 |
| Mastectomy (19120-19220) | 0 | 0.0 | 622 | 0.5 |
| Musculoskeletal (20000-29909) | 4,977 | 33.3 | 24,588 | 20.8 |
| Respiratory (30000-32999 & 39501-39599) | 693 | 4.6 | 9,814 | 8.3 |
| Cardiovascular (33010-37799 & 93501-93660) | 30 | 0.2 | 760 | 0.6 |
| Lymphatic/Hemetic (38100-38999) | 17 | 0.1 | 188 | 0.2 |
| Digestive (40490-49999) | 4,817 | 32.2 | 39,759 | 33.7 |
| Urinary (50010-53899) | 548 | 3.7 | 1,679 | 1.4 |
| Male Genital (54000-55899) | 154 | 1.0 | 657 | 0.6 |
| Female Genital (56405-58999) | 127 | 0.9 | 2,830 | 2.4 |
| Endocrine/Nervous (60000-64999) | 1,166 | 7.8 | 11,257 | 9.5 |
| Eye (65091-68899) | 1,944 | 13.0 | 20,646 | 17.5 |
| Ear (69000-69979) | 464 | 3.1 | 5,178 | 4.4 |

SOURCE: Utah Ambulatory Surgery Database

Utah Health Data Committee/Office of Health Care Statistics.

Reportable* excludes codes in the former "Other" category and CPT blood draw codes in previous reports.

AMB ST 1-2
UTAH HOSPITAL AND FREESTANDING AMBULATORY SURGERY CENTER (FASC) UTILIZATION AND CHARGE PROFILE OF OUTPATIENT SURGERY, 2005
MOST COMMONLY PERFORMED CPT-4 AND ICD-9 REPORTABLE* PROCEDURES

401 Central Utah Surgical Center

| ICD-9 CODE | ICD-9 DESCRIPTION | # | % | % ALL FASCs |
|------------|-------------------|---|---|-------------|
|------------|-------------------|---|---|-------------|

All ICD-9 Procedures

Does not report ICDs

| CPT-4 CODE | CPT-4 DESCRIPTION | # | % | % ALL FASCs |
|------------|-------------------|---|---|-------------|
|------------|-------------------|---|---|-------------|

| | | | | |
|----------------------|----------------------------------|--------|-------|-------|
| All CPT-4 Procedures | | 14,937 | 100.0 | 100.0 |
| 66984 | EXTRACAPSULAR CATARACT REMV IOL | 1,162 | 7.8 | 10.00 |
| 45378 | COLONOSCOPY FLEX; DX-SEP PROC | 987 | 6.6 | 6.92 |
| 45380 | COLONOSCOPY FLEX; W/BX 1/MX | 685 | 4.6 | 5.73 |
| 43239 | UGI ENDO; W/BX 1/MX | 636 | 4.3 | 5.27 |
| 29881 | SCOPE KNEE SURG;W/MENISCECT MED/ | 536 | 3.6 | 1.78 |
| 43235 | UGI ENDO; DX W/WO CLCT SPECMN-SP | 509 | 3.4 | 1.33 |
| 29877 | SCOPE KNEE SURG; DEBRID/SHAVE CA | 503 | 3.4 | 1.13 |
| 43249 | UGI ENDO; W/BALLOON DILAT ESOPHA | 435 | 2.9 | 1.57 |
| 45385 | COLONOSCOPY FLEX; W/REMV LES-SNA | 408 | 2.7 | 1.73 |
| 69436 | TYMPANOSTOMY GENERAL ANESTHESIA | 396 | 2.7 | 3.73 |
| 64483 | INJ ANES EPIDURL; LUMB/SAC 1 LEV | 355 | 2.4 | 1.12 |
| 29826 | SCOPE SHOULDER; DECOMP SUBACROM | 323 | 2.2 | 1.02 |
| 64484 | INJ ANES EPIDURL; LUMB/SAC-EA AD | 277 | 1.9 | 0.61 |
| 66821 | DISCISSION 2ND CATARACT; LASER S | 277 | 1.9 | 1.66 |
| 64721 | NEUROPLASTY; MEDIAN CARPAL TUNNE | 261 | 1.7 | 1.23 |
| 50590 | LITHOTRIPSY XTRACORP SHOCK WAVE | 257 | 1.7 | 0.45 |
| 28285 | CORRECTION HAMMERTOES | 184 | 1.2 | 0.83 |
| 29888 | ARTHSCPY AIDED ACL REPR/AUG/RECO | 184 | 1.2 | 0.47 |
| 29880 | SCOPE KNEE SURG;W/MENISCECT MED& | 169 | 1.1 | 0.55 |
| 31255 | NASAL/SINUS ENDO; W/TOT ETHMOECT | 156 | 1.0 | 1.01 |

SOURCE: Utah Ambulatory Surgery Database

Utah Health Data Committee/Office of Health Care Statistics

Reportable* excludes codes in the former "Other" category and CPT4 blood draw codes in previous reports.

AMB ST 1-3

UTAH HOSPITAL AND FREESTANDING AMBULATORY SURGERY CENTER (FASC) UTILIZATION AND CHARGE PROFILE OF OUTPATIENT SURGERY, 2005
 AVERAGE TOTAL CHARGES FOR MOST COMMONLY PERFORMED CPT-4 AND ICD-9 REPORTABLE* PROCEDURES, SINGLE ICD-9 OR CPT-4 ONLY

401 Central Utah Surgical Center

| ICD-9 CODE | ICD-9 DESCRIPTION | # | AVE TOT CHR | AVE TOT CHR(ALL FASCs) |
|------------|-------------------|---|-------------|-------------------------|
|------------|-------------------|---|-------------|-------------------------|

ICD-9 Procedures

Does not report ICDS

| CPT-4 CODE | CPT-4 DESCRIPTION | # | AVE TOT CHR | AVE TOT CHR(ALL FASCs) |
|------------------|----------------------------------|-------|-------------|-------------------------|
| CPT-4 Procedures | | 7,280 | \$1,969 | \$1,829 |
| 66984 | EXTRACAPSULAR CATARACT REMV IOL | 1,125 | \$3,035 | \$2,592 |
| 45378 | COLONOSCOPY FLEX; DX-SEP PROC | 751 | \$840 | \$978 |
| 45380 | COLONOSCOPY FLEX; W/BX 1/MX | 412 | \$839 | \$1,023 |
| 43239 | UGI ENDO; W/BX 1/MX | 339 | \$841 | \$1,018 |
| 43235 | UGI ENDO; DX W/VO CLCT SPECMN-SP | 323 | \$819 | \$718 |
| 66821 | DISCISSION 2ND CATARACT; LASER S | 266 | \$639 | \$771 |
| 43249 | UGI ENDO; W/BALLOON DILAT ESOPHA | 242 | \$819 | \$963 |
| 50590 | LITHOTRIPSY XTRACORP SHOCK WAVE | 230 | \$5,092 | \$5,626 |
| 29881 | SCOPE KNEE SURG;W/MENISCECT MED/ | 218 | \$2,455 | \$2,742 |
| 45385 | COLONOSCOPY FLEX; W/REMV LES-SNA | 205 | \$929 | \$1,086 |
| 29877 | SCOPE KNEE SURG; DEBRID/SHAVE CA | 169 | \$2,039 | \$2,751 |
| 47563 | LAPARSCPY SURG; CHOLECT W/CHOLAN | 147 | \$5,365 | \$5,244 |
| 42820 | T&A; UNDER AGE 12 | 132 | \$1,089 | \$1,432 |
| 64721 | NEUROPLASTY; MEDIAN CARPAL TUNNE | 130 | \$1,295 | \$1,668 |
| 41899 | UNLIST PROC DENTOALVEOL STRUCTUR | 112 | \$1,240 | \$1,992 |
| 20680 | REMOVAL OF IMPLANT; DEEP | 79 | \$1,439 | \$1,603 |
| 29880 | SCOPE KNEE SURG;W/MENISCECT MED& | 74 | \$2,849 | \$3,610 |
| 49505 | REPR INIT ING HERNIA 5YR/MORE; R | 74 | \$1,946 | \$1,931 |
| 29888 | ARTHSCPY AIDED ACL REPR/AUG/RECO | 69 | \$5,827 | \$5,515 |
| 29806 | SCOPE SHOULDER SURGICAL; CPSLORR | 56 | \$4,093 | \$4,088 |

SOURCE: Utah Ambulatory Surgery Database

Reportable* excludes codes in the former "Other" category and CPT4 blood draw codes in previous reports.

AMB ST 1-4
UTAH HOSPITAL AND FREESTANDING AMBULATORY SURGERY CENTER (FASC) UTILIZATION AND CHARGE PROFILE OF OUTPATIENT SURGERY, 2005
PROCEDURE APG CATEGORY, PROCEDURE APG, BASED ON REPORTABLE* CPT-4 PROCEDURES

401 Central Utah Surgical Center

| Procedure APG category | Procedure APG | TOTAL # | TOTAL # (ALL FASCs) |
|------------------------|---|---------|---------------------|
| 01 | INTEGUMENTARY SYSTEM | 152 | 1,743 |
| | 002 SUPERFICIAL NEEDLE BIOPSY AND ASPIRATION | 2 | 29 |
| | 003 COMPLEX INCISION AND DRAINAGE | 1 | 26 |
| | 004 SIMPLE INCISION AND DRAINAGE | 1 | 4 |
| | 006 SIMPLE DEBRIDEMENT AND DESTRUCTION | 2 | 23 |
| | 007 COMPLEX EXCISION, BIOPSY AND DEBRIDEMENT | 39 | 359 |
| | 008 SIMPLE EXCISION AND BIOPSY | 88 | 551 |
| | 009 COMPLEX SKIN REPAIRS INCL INTEGUMENT GRAFTS, TRANSFER & REARRANGE | 19 | 129 |
| 02 | MUSCULOSKELETAL SYSTEM | 4,776 | 22,851 |
| | 021 COMPLEX MUSCULOSKELETAL PROCEDURES EXCLUDING HAND AND FOOT | 313 | 2,301 |
| | 022 SIMPLE MUSCULOSKELETAL PROCEDURES EXCLUDING HAND AND FOOT | 76 | 632 |
| | 023 COMPLEX HAND AND FOOT MUSCULOSKELETAL PROCEDURES | 140 | 849 |
| | 024 SIMPLE HAND AND FOOT MUSCULOSKELETAL PROCEDURES | 873 | 5,395 |
| | 025 ARTHROSCOPY | 2,651 | 9,769 |
| | 029 CLOSED TREATMENT FX & DISLOCATION EXC FINGER, TOE & TRUNK | 39 | 117 |
| | 030 OPEN OR PERCUTANEOUS TREATMENT OF FRACTURES | 258 | 1,212 |
| | 031 BONE OR JOINT MANIPULATION UNDER ANESTHESIA | 58 | 216 |
| | 032 BUNION PROCEDURES | 159 | 1,149 |
| | 033 ARTHROPLASTY | 40 | 217 |
| | 034 HAND AND FOOT TENOTOMY | 43 | 110 |
| | 035 ARTHROCENTESIS AND LIGAMENT OR TENDON INJECTION | 126 | 869 |
| 03 | RESPIRATORY SYSTEM | 349 | 4,466 |
| | 053 COMPLEX ENDOSCOPY OF THE UPPER AIRWAY | 345 | 4,423 |
| | 054 SIMPLE ENDOSCOPY OF THE UPPER AIRWAY | 4 | 33 |
| 04 | CARDIOVASCULAR SYSTEM | 13 | 668 |
| | 079 REMOVAL AND REVISION OF PACEMAKER AND VASCULAR DEVICE | 13 | 24 |
| 05 | HEMATOLOGIC, LYMPHATIC, AND ENDOCRINE | 21 | 217 |
| | 095 DEEP LYMPH STRUCTURE AND THYROID PROCEDURES | 21 | 217 |
| 06 | DIGESTIVE SYSTEM | 4,398 | 33,057 |
| | 112 ESOPHAGEAL DILATION WITHOUT ENDOSCOPY | 6 | 646 |
| | 113 ANOSCOPY WITH BIOPSY AND DIAGNOSTIC PROCTOSIGMOIDOSCOPY | 15 | 106 |
| | 114 PROCTOSIGMOIDOSCOPY WITH EXCISION OR BIOPSY | 5 | 109 |
| | 115 DIAGNOSTIC UPPER GI ENDOSCOPY OR INTUBATION | 1,197 | 7,909 |
| | 116 THERAPEUTIC UPPER GI ENDOSCOPY OR INTUBATION | 498 | 2,398 |
| | 117 LOWER GASTROINTESTINAL ENDOSCOPY | 2,157 | 17,943 |
| | 119 HERNIA AND HYDROCELE PROCEDURES | 229 | 1,396 |
| | 120 COMPLEX ANAL AND RECTAL PROCEDURES | 12 | 222 |
| | 122 MISCELLANEOUS ABDOMINAL PROCEDURES | 4 | 29 |
| | 123 COMPLEX LAPAROSCOPIC PROCEDURES | 275 | 2,024 |
| 07 | URINARY SYSTEM | 542 | 1,645 |
| | 131 RENAL EXTRACORPOREAL SHOCK WAVE LITHOTRIPSY | 257 | 534 |
| | 133 URINARY CATHETERIZATION AND DILATATION | 3 | 24 |
| | 134 COMPLEX CYSTOURETHROSCOPY AND LITHOLAPAXY | 168 | 502 |
| | 135 MODERATE CYSTOURETHROSCOPY | 86 | 440 |
| | 136 SIMPLE CYSTOURETHROSCOPY | 15 | 106 |
| | 137 COMPLEX URETHRAL PROCEDURES | 9 | 21 |

AMB ST 1-4
UTAH HOSPITAL AND FREESTANDING AMBULATORY SURGERY CENTER (FASC) UTILIZATION AND CHARGE PROFILE OF OUTPATIENT SURGERY, 2005
PROCEDURE APG CATEGORY, PROCEDURE APG, BASED ON REPORTABLE* CPT-4 PROCEDURES

401 Central Utah Surgical Center

| procedure APG category | | TOTAL # | TOTAL # (ALL FASCs) |
|------------------------|--|---------|---------------------|
| procedure APG | | | |
| | 138 SIMPLE URETHRAL PROCEDURES | 4 | 18 |
| 08 | MALE GENITAL SYSTEM | 136 | 588 |
| | 151 TESTICULAR AND EPIDIDYMAL PROCEDURES | 88 | 404 |
| | 152 INSERTION OF PENILE PROSTHESIS | 1 | 1 |
| | 153 COMPLEX PENILE PROCEDURES | 5 | 29 |
| | 154 SIMPLE PENILE PROCEDURES | 37 | 141 |
| | 155 PROSTATE NEEDLE AND PUNCH BIOPSY | 5 | 13 |
| 09 | FEMALE GENITAL SYSTEM | 84 | 1,642 |
| | 176 COMPLEX FEMALE REPRODUCTIVE PROCEDURES | 27 | 178 |
| | 177 SIMPLE FEMALE REPRODUCTIVE PROCEDURES | 29 | 411 |
| | 178 DILATION AND CURETTAGE | 15 | 184 |
| | 179 HYSTEROSCOPY | 13 | 848 |
| 10 | NERVOUS SYSTEM | 1,124 | 10,825 |
| | 195 NERVOUS SYSTEM INJECTIONS, STIMULATIONS OR CRANIAL TAP | 724 | 8,220 |
| | 196 REVISION AND REMOVAL OF NEUROLOGICAL DEVICE | 2 | 38 |
| | 197 NEUROSTIMULATOR AND VENTRICULAR SHUNT IMPLANTATION | 64 | 128 |
| | 198 NERVE REPAIR AND DESTRUCTION | 334 | 2,439 |
| 11 | EYE AND OCULAR ADNEXA | 1,935 | 20,551 |
| | 211 MINOR OPHTHALMOLOGICAL TESTS AND PROCEDURES | 9 | 175 |
| | 213 LASER EYE PROCEDURES | 277 | 2,001 |
| | 214 CATARACT PROCEDURES | 1,208 | 12,253 |
| | 215 COMPLEX ANTERIOR SEGMENT EYE PROCEDURES | 51 | 957 |
| | 216 MODERATE ANTERIOR SEGMENT EYE PROCEDURES | 109 | 809 |
| | 217 SIMPLE ANTERIOR SEGMENT EYE PROCEDURES | 17 | 704 |
| | 219 SIMPLE POSTERIOR SEGMENT EYE PROCEDURES | 8 | 161 |
| | 220 STRABISMUS AND MUSCLE EYE PROCEDURES | 44 | 545 |
| | 221 COMPLEX REPAIR AND PLASTIC PROCEDURES OF EYE | 172 | 1,823 |
| | 222 SIMPLE REPAIR AND PLASTIC PROCEDURES OF EYE | 40 | 388 |
| 12 | FACIAL, EAR, NOSE, MOUTH AND THROAT | 1,322 | 18,833 |
| | 233 NASAL CAUTERIZATION AND PACKING | 6 | 84 |
| | 234 COMPLEX FACIAL AND ENT PROCEDURES | 240 | 3,106 |
| | 235 SIMPLE FACIAL AND ENT PROCEDURES | 744 | 11,701 |
| | 236 TONSIL AND ADENOID PROCEDURES | 332 | 3,942 |
| 13 | THERAPEUTIC AND OTHER RADIOLOGICAL PROCEDURES | 26 | 344 |
| | 254 MYELOGRAPHY | 26 | 304 |

SOURCE: Utah Ambulatory Surgery Database

Utah Health Data Committee/Office of Health Care Statistics

Reportable* excludes codes in the former "Other" category and CPT blood draw codes in previous reports.

AMB ST 1-5
UTAH HOSPITAL AND FREESTANDING AMBULATORY SURGERY CENTER (FASC) UTILIZATION AND CHARGE PROFILE OF OUTPATIENT SURGERY, 2005
PROCEDURE APG CATEGORY, PROCEDURE APG, SINGLE APG ONLY
BASED ON REPORTABLE* CPT-4 PROCEDURES

401 Central Utah Surgical Center

| Procedure APG category | Procedure APG | TOTAL # | AVE TOT CHR | AVE TOT CHR(ALL FASCs) |
|------------------------|---|---------|-------------|-------------------------|
| 01 | INTEGUMENTARY SYSTEM | 92 | \$1,623 | \$1,328 |
| | 003 COMPLEX INCISION AND DRAINAGE | 1 | \$1,106 | \$1,219 |
| | 004 SIMPLE INCISION AND DRAINAGE | 1 | \$1,408 | \$1,103 |
| | 006 SIMPLE DEBRIDEMENT AND DESTRUCTION | 2 | \$1,489 | \$1,374 |
| | 007 COMPLEX EXCISION, BIOPSY AND DEBRIDEMENT | 29 | \$1,320 | \$1,419 |
| | 008 SIMPLE EXCISION AND BIOPSY | 48 | \$1,288 | \$1,377 |
| | 009 COMPLEX SKIN REPAIRS INCL INTEGUMENT GRAFTS, TRANSFER & REARRAN | 11 | \$3,976 | \$3,373 |
| 02 | MUSCULOSKELETAL SYSTEM | 1,667 | \$2,572 | \$2,609 |
| | 021 COMPLEX MUSCULOSKELETAL PROCEDURES EXCLUDING HAND AND FOOT | 145 | \$2,893 | \$3,178 |
| | 022 SIMPLE MUSCULOSKELETAL PROCEDURES EXCLUDING HAND AND FOOT | 36 | \$1,714 | \$2,534 |
| | 023 COMPLEX HAND AND FOOT MUSCULOSKELETAL PROCEDURES | 50 | \$2,625 | \$2,512 |
| | 024 SIMPLE HAND AND FOOT MUSCULOSKELETAL PROCEDURES | 299 | \$1,665 | \$1,799 |
| | 025 ARTHROSCOPY | 837 | \$3,035 | \$3,279 |
| | 029 CLOSED TREATMENT FX & DISLOCATION EXC FINGER, TOE & TRUNK | 35 | \$1,307 | \$1,401 |
| | 030 OPEN OR PERCUTANEOUS TREATMENT OF FRACTURES | 179 | \$2,424 | \$2,467 |
| | 031 BONE OR JOINT MANIPULATION UNDER ANESTHESIA | 10 | \$901 | \$1,531 |
| | 032 BUNION PROCEDURES | 58 | \$1,915 | \$2,034 |
| | 033 ARTHROPLASTY | 10 | \$3,032 | \$2,604 |
| | 035 ARTHROCENTESIS AND LIGAMENT OR TENDON INJECTION | 8 | \$766 | \$656 |
| 03 | RESPIRATORY SYSTEM | 11 | \$1,306 | \$1,524 |
| | 053 COMPLEX ENDOSCOPY OF THE UPPER AIRWAY | 8 | \$1,317 | \$1,558 |
| | 054 SIMPLE ENDOSCOPY OF THE UPPER AIRWAY | 3 | \$1,277 | \$1,278 |
| 04 | CARDIOVASCULAR SYSTEM | 13 | \$1,180 | \$1,547 |
| | 079 REMOVAL AND REVISION OF PACEMAKER AND VASCULAR DEVICE | 13 | \$1,180 | \$1,295 |
| 05 | HEMATOLOGIC, LYMPHATIC, AND ENDOCRINE | 17 | \$1,440 | \$1,753 |
| | 095 DEEP LYMPH STRUCTURE AND THYROID PROCEDURES | 17 | \$1,440 | \$1,753 |
| 06 | DIGESTIVE SYSTEM | 2,703 | \$1,197 | \$1,225 |
| | 112 ESOPHAGEAL DILATION WITHOUT ENDOSCOPY | 3 | \$819 | \$556 |
| | 113 ANOSCOPY WITH BIOPSY AND DIAGNOSTIC PROCTOSIGMOIDOSCOPY | 5 | \$758 | \$643 |
| | 114 PROCTOSIGMOIDOSCOPY WITH EXCISION OR BIOPSY | 4 | \$511 | \$607 |
| | 115 DIAGNOSTIC UPPER GI ENDOSCOPY OR INTUBATION | 685 | \$839 | \$948 |
| | 116 THERAPEUTIC UPPER GI ENDOSCOPY OR INTUBATION | 279 | \$819 | \$954 |
| | 117 LOWER GASTROINTESTINAL ENDOSCOPY | 1,370 | \$853 | \$1,007 |
| | 119 HERNIA AND HYDROCELE PROCEDURES | 134 | \$2,024 | \$2,089 |
| | 120 COMPLEX ANAL AND RECTAL PROCEDURES | 10 | \$1,591 | \$1,165 |
| | 122 MISCELLANEOUS ABDOMINAL PROCEDURES | 3 | \$979 | \$1,206 |
| | 123 COMPLEX LAPAROSCOPIC PROCEDURES | 210 | \$4,593 | \$3,381 |
| 07 | URINARY SYSTEM | 346 | \$3,928 | \$3,486 |
| | 131 RENAL EXTRACORPOREAL SHOCK WAVE LITHOTRIPSY | 230 | \$5,092 | \$5,613 |
| | 133 URINARY CATHETERIZATION AND DILATATION | 2 | \$2,615 | \$1,674 |
| | 134 COMPLEX CYSTOURETHROSCOPY AND LITHOLAPAXY | 41 | \$1,948 | \$1,917 |
| | 135 MODERATE CYSTOURETHROSCOPY | 49 | \$1,467 | \$1,698 |
| | 136 SIMPLE CYSTOURETHROSCOPY | 13 | \$1,015 | \$1,174 |
| | 137 COMPLEX URETHRAL PROCEDURES | 8 | \$1,408 | \$1,484 |
| | 138 SIMPLE URETHRAL PROCEDURES | 3 | \$2,214 | \$2,003 |

AMB ST 1-5
UTAH HOSPITAL AND FREESTANDING AMBULATORY SURGERY CENTER (FASC) UTILIZATION AND CHARGE PROFILE OF OUTPATIENT SURGERY, 2005
PROCEDURE APG CATEGORY, PROCEDURE APG, SINGLE APG ONLY
BASED ON REPORTABLE* CPT-4 PROCEDURES

401 Central Utah Surgical Center

| procedure APG category Procedure APG | TOTAL # | AVE TOT CHR | AVE TOT CHR(ALL FASCs) |
|--|---------|-------------|-------------------------|
| 08 MALE GENITAL SYSTEM | 72 | \$1,522 | \$1,856 |
| 151 TESTICULAR AND EPIDIDYMAL PROCEDURES | 31 | \$1,562 | \$2,108 |
| 152 INSERTION OF PENILE PROSTHESIS | 1 | \$5,086 | \$5,086 |
| 153 COMPLEX PENILE PROCEDURES | 5 | \$1,448 | \$1,941 |
| 154 SIMPLE PENILE PROCEDURES | 32 | \$1,437 | \$1,363 |
| 155 PROSTATE NEEDLE AND PUNCH BIOPSY | 3 | \$941 | \$3,559 |
| 09 FEMALE GENITAL SYSTEM | 61 | \$1,699 | \$2,168 |
| 176 COMPLEX FEMALE REPRODUCTIVE PROCEDURES | 12 | \$2,399 | \$2,417 |
| 177 SIMPLE FEMALE REPRODUCTIVE PROCEDURES | 24 | \$1,178 | \$1,427 |
| 178 DILATION AND CURETTAGE | 14 | \$1,320 | \$1,254 |
| 179 HYSTEROSCOPY | 11 | \$2,554 | \$2,593 |
| 10 NERVOUS SYSTEM | 239 | \$1,150 | \$1,048 |
| 195 NERVOUS SYSTEM INJECTIONS, STIMULATIONS OR CRANIAL TAP | 85 | \$740 | \$701 |
| 196 REVISION AND REMOVAL OF NEUROLOGICAL DEVICE | 2 | \$1,751 | \$2,277 |
| 197 NEUROSTIMULATOR AND VENTRICULAR SHUNT IMPLANTATION | 2 | \$1,858 | \$3,849 |
| 198 NERVE REPAIR AND DESTRUCTION | 150 | \$1,365 | \$1,769 |
| 11 EYE AND OCULAR ADNEXA | 1,555 | \$2,608 | \$2,379 |
| 211 MINOR OPHTHALMOLOGICAL TESTS AND PROCEDURES | 2 | \$926 | \$2,866 |
| 213 LASER EYE PROCEDURES | 266 | \$639 | \$776 |
| 214 CATARACT PROCEDURES | 1,166 | \$3,039 | \$2,612 |
| 215 COMPLEX ANTERIOR SEGMENT EYE PROCEDURES | 30 | \$3,832 | \$2,595 |
| 216 MODERATE ANTERIOR SEGMENT EYE PROCEDURES | 37 | \$2,405 | \$2,214 |
| 217 SIMPLE ANTERIOR SEGMENT EYE PROCEDURES | 6 | \$2,114 | \$2,178 |
| 219 SIMPLE POSTERIOR SEGMENT EYE PROCEDURES | 1 | \$1,417 | \$2,372 |
| 220 STRABISMUS AND MUSCLE EYE PROCEDURES | 3 | \$2,199 | \$2,847 |
| 221 COMPLEX REPAIR AND PLASTIC PROCEDURES OF EYE | 34 | \$2,896 | \$2,050 |
| 222 SIMPLE REPAIR AND PLASTIC PROCEDURES OF EYE | 10 | \$1,641 | \$1,353 |
| 12 FACIAL, EAR, NOSE, MOUTH AND THROAT | 468 | \$1,264 | \$1,728 |
| 233 NASAL CAUTERIZATION AND PACKING | 2 | \$916 | \$1,070 |
| 234 COMPLEX FACIAL AND ENT PROCEDURES | 55 | \$2,309 | \$2,098 |
| 235 SIMPLE FACIAL AND ENT PROCEDURES | 161 | \$1,192 | \$1,886 |
| 236 TONSIL AND ADENOID PROCEDURES | 250 | \$1,082 | \$1,408 |

SOURCE: Utah Ambulatory Surgery Database
Utah Health Data Committee/Office of Health Care Statistics
Reportable* excludes codes in the former "Other" category and CPT blood draw codes in previous reports.

AMB ST 1-6
UTAH HOSPITAL AND FREESTANDING AMBULATORY SURGERY CENTER (FASC) UTILIZATION AND CHARGE PROFILE OF OUTPATIENT SURGERY, 2005
NUMBER OF SELECTED AMBULATORY SURGERY PATIENT VISITS BY PATIENT PROFILE

401 Central Utah Surgical Center

| Patient Profile | Patient Visits | | Patient Visits-All FASCs | |
|----------------------------|----------------|-------|--------------------------|------|
| | (#) | (%) | (#) | (%) |
| GENDER | | | | |
| Female | 5,411 | 51.3 | 46,953 | 55.1 |
| Male | 5,129 | 48.6 | 38,149 | 44.8 |
| Unknown | 8 | 0.1 | 39 | 0.0 |
| Not Reported | 0 | 0.0 | 44 | 0.1 |
| AGE | | | | |
| 1-28 days | 0 | 0.0 | 0 | 0.0 |
| 29-365 days | 48 | 0.5 | 594 | 0.7 |
| 1-4 years | 341 | 3.2 | 4,739 | 5.6 |
| 5-9 | 185 | 1.8 | 2,401 | 2.8 |
| 10-14 | 154 | 1.5 | 1,336 | 1.6 |
| 15-17 | 230 | 2.2 | 1,477 | 1.7 |
| 18-19 | 266 | 2.5 | 1,299 | 1.5 |
| 20-24 | 705 | 6.7 | 3,472 | 4.1 |
| 25-29 | 492 | 4.7 | 3,624 | 4.3 |
| 30-34 | 472 | 4.5 | 3,616 | 4.2 |
| 35-39 | 418 | 4.0 | 3,598 | 4.2 |
| 40-44 | 538 | 5.1 | 4,506 | 5.3 |
| 45-49 | 638 | 6.0 | 5,414 | 6.4 |
| 50-54 | 846 | 8.0 | 7,673 | 9.0 |
| 55-59 | 849 | 8.0 | 7,166 | 8.4 |
| 60-64 | 744 | 7.1 | 6,418 | 7.5 |
| 65-69 | 942 | 8.9 | 7,432 | 8.7 |
| 70-74 | 1,008 | 9.6 | 7,255 | 8.5 |
| 75-79 | 870 | 8.2 | 6,544 | 7.7 |
| 80-84 | 494 | 4.7 | 4,314 | 5.1 |
| 85-89 | 255 | 2.4 | 1,833 | 2.2 |
| 90 + | 53 | 0.5 | 467 | 0.5 |
| Not Reported | 0 | 0.0 | 7 | 0.0 |
| SOURCE OF ADMISSION | | | | |
| Physician Referral | 10,548 | 100.0 | 71,765 | 84.2 |
| Clinic Referral | 0 | 0.0 | 857 | 1.0 |
| HMO Referral | 0 | 0.0 | 3 | 0.0 |
| Other Hospital | 0 | 0.0 | 0 | 0.0 |
| Skilled Nursing Facility | 0 | 0.0 | 1 | 0.0 |
| Other Health Care Facility | 0 | 0.0 | 3 | 0.0 |
| Emergency Room | 0 | 0.0 | 0 | 0.0 |
| Court/Law Enforcement | 0 | 0.0 | 0 | 0.0 |
| Unknown | 0 | 0.0 | 1,361 | 1.6 |
| Not Reported | 0 | 0.0 | 11,195 | 13.1 |

(Continued)

AMB ST 1-6
UTAH HOSPITAL AND FREESTANDING AMBULATORY SURGERY CENTER (FASC) UTILIZATION AND CHARGE PROFILE OF OUTPATIENT SURGERY, 2005
NUMBER OF SELECTED AMBULATORY SURGERY PATIENT VISITS BY PATIENT PROFILE

401 Central Utah Surgical Center

| Patient Profile | Patient Visits | | Patient Visits-All FASCs | |
|---|----------------|-------|--------------------------|------|
| | (#) | (%) | (#) | (%) |
| DISCHARGE STATUS | | | | |
| Home or Self Care | 10,548 | 100.0 | 74,273 | 87.2 |
| Another Hospital | 0 | 0.0 | 73 | 0.1 |
| Skilled Nursing Facility | 0 | 0.0 | 0 | 0.0 |
| Intermediate Care Facility | 0 | 0.0 | 0 | 0.0 |
| Another Type of Institution | 0 | 0.0 | 2 | 0.0 |
| Under Care of Home Service | 0 | 0.0 | 1 | 0.0 |
| Left Against Medical Advice | 0 | 0.0 | 0 | 0.0 |
| Under Care of Home IV Provider | 0 | 0.0 | 0 | 0.0 |
| Expired | 0 | 0.0 | 0 | 0.0 |
| Unknown | 0 | 0.0 | 10,836 | 12.7 |
| Not Reported | 0 | 0.0 | 0 | 0.0 |
| PRIMARY PAYER | | | | |
| Medicare | 3,631 | 34.4 | 26,849 | 31.5 |
| Medicaid | 291 | 2.8 | 5,633 | 6.6 |
| Other government | 88 | 0.8 | 2,207 | 2.6 |
| Blue Cross/Blue Shield | 1,838 | 17.4 | 16,389 | 19.2 |
| Other Commercial | 923 | 8.8 | 7,724 | 9.1 |
| Managed Care(HMO, PPO) | 3,103 | 29.4 | 21,754 | 25.5 |
| Self Pay | 310 | 2.9 | 1,039 | 1.2 |
| Industrial & Worker Comp | 302 | 2.9 | 2,186 | 2.6 |
| Charity and Unclassified | 0 | 0.0 | 150 | 0.2 |
| Childrens Health Insurance | 62 | 0.6 | 324 | 0.4 |
| Unknown | 0 | 0.0 | 91 | 0.1 |
| Not Reported | 0 | 0.0 | 839 | 1.0 |
| LOCAL HEALTH DISTRICT OF PATIENT RESIDENCE | | | | |
| Bear River | 15 | 0.1 | 3,935 | 4.6 |
| Central Utah | 1,026 | 9.7 | 1,393 | 1.6 |
| Davis County | 27 | 0.3 | 13,342 | 15.7 |
| Salt Lake County | 175 | 1.7 | 27,212 | 31.9 |
| Southeastern Utah | 416 | 3.9 | 782 | 0.9 |
| Southwest Utah | 62 | 0.6 | 5,072 | 6.0 |
| Summit County | 20 | 0.2 | 1,027 | 1.2 |
| Tooele County | 26 | 0.2 | 1,179 | 1.4 |
| Tri-County | 83 | 0.8 | 453 | 0.5 |
| Utah County | 8,187 | 77.6 | 10,349 | 12.1 |
| Wasatch County | 182 | 1.7 | 437 | 0.5 |
| Weber County | 9 | 0.1 | 15,834 | 18.6 |
| Unknown Utah | 8 | 0.1 | 36 | 0.0 |
| Outside Utah | 306 | 2.9 | 4,110 | 4.8 |
| Unknown, Not Reported | 6 | 0.1 | 24 | 0.0 |

SOURCE: Utah Ambulatory Surgery Database,
Utah Health Data Committee/Office of Health Care Statistics.

AMB ST 1-1
UTAH HOSPITAL AND FREESTANDING AMBULATORY SURGERY CENTER (FASC) UTILIZATION AND CHARGE PROFILE OF OUTPATIENT SURGERY, 2005
NUMBER OF CPT-4 AND ICD-9 REPORTABLE* PROCEDURES BY SELECTED AMBULATORY SURGERY REPORTING CATEGORY

423 Coral Desert Surgery Center

| Reporting Category(ICD-9-CM CODES) | Procedures Performed | | Procedures Performed-All FASCs | |
|--|----------------------|-------|--------------------------------|-------|
| | (#) | (%) | (#) | (%) |
| Reporting Category(ICD-9-CM CODES) | 4,165 | 100.0 | 66,156 | 100.0 |
| Mastectomy (85.0-85.99) | 8 | 0.2 | 1,584 | 2.4 |
| Musculoskeletal (76.0-84.99) | 1,415 | 34.0 | 11,899 | 18.0 |
| Respiratory (30.0-34.99) | 2 | 0.0 | 119 | 0.2 |
| Cardiovascular (35.0-39.99) | 3 | 0.1 | 362 | 0.5 |
| Lymphatic/Hemetic (40.0-41.99) | 12 | 0.3 | 141 | 0.2 |
| Digestive System (42.0-54.99) | 829 | 19.9 | 13,725 | 20.7 |
| Urinary (55.0-59.99) | 87 | 2.1 | 322 | 0.5 |
| Male Genital (60.0-64.99) | 73 | 1.8 | 262 | 0.4 |
| Female Genital (65.0-71.99) | 39 | 0.9 | 1,797 | 2.7 |
| Endocrine/Nervous (01.0-07.99) | 166 | 4.0 | 3,838 | 5.8 |
| Eye (08.0-16.99) | 896 | 21.5 | 18,120 | 27.4 |
| Ear (18.0-20.99) | 405 | 9.7 | 3,735 | 5.6 |
| Nose, Mouth, Pharynx (21.0-29.99) | 230 | 5.5 | 10,252 | 15.5 |
| Reporting Category(CPT-4 CODES) | 4,753 | 100.0 | 117,978 | 100.0 |
| Mastectomy (19120-19220) | 7 | 0.1 | 622 | 0.5 |
| Musculoskeletal (20000-29909) | 1,614 | 34.0 | 24,588 | 20.8 |
| Respiratory (30000-32999 & 39501-39599) | 198 | 4.2 | 9,814 | 8.3 |
| Cardiovascular (33010-37799 & 93501-93660) | 7 | 0.1 | 760 | 0.6 |
| Lymphatic/Hemetic (38100-38999) | 12 | 0.3 | 188 | 0.2 |
| Digestive (40490-49999) | 1,067 | 22.4 | 39,759 | 33.7 |
| Urinary (50010-53899) | 176 | 3.7 | 1,679 | 1.4 |
| Male Genital (54000-55899) | 72 | 1.5 | 657 | 0.6 |
| Female Genital (56405-58999) | 93 | 2.0 | 2,830 | 2.4 |
| Endocrine/Nervous (60000-64999) | 209 | 4.4 | 11,257 | 9.5 |
| Eye (65091-68899) | 994 | 20.9 | 20,646 | 17.5 |
| Ear (69000-69979) | 304 | 6.4 | 5,178 | 4.4 |

SOURCE: Utah Ambulatory Surgery Database
Utah Health Data Committee/Office of Health Care Statistics.
Reportable* excludes codes in the former "Other" category and CPT blood draw codes in previous reports.

AMB ST 1-2
UTAH HOSPITAL AND FREESTANDING AMBULATORY SURGERY CENTER (FASC) UTILIZATION AND CHARGE PROFILE OF OUTPATIENT SURGERY, 2005
MOST COMMONLY PERFORMED CPT-4 AND ICD-9 REPORTABLE* PROCEDURES

423 Coral Desert Surgery Center

| ICD-9 CODE | ICD-9 DESCRIPTION | # | % | % ALL FASCs |
|----------------------|-------------------------------------|-------|-------|-------------|
| All ICD-9 Procedures | | 4,165 | 100.0 | 100.0 |
| 1371 | INSRT IOL-CATARACT EXTRACT-1 STAGE | 564 | 13.5 | 10.20 |
| 2001 | MYRINGOTOMY WITH INSERTION OF TUBE | 389 | 9.3 | 4.58 |
| 1364 | DISCISSION OF SECONDARY MEMBRANE | 266 | 6.4 | 0.97 |
| 4523 | COLONOSCOPY | 238 | 5.7 | 5.04 |
| 806 | EXCISION SEMILUNAR CARTILAGE KNEE | 238 | 5.7 | 2.10 |
| 4525 | CLOS [ENDO] BX LARGE INTESTINE | 162 | 3.9 | 5.31 |
| 4513 | OTHER ENDOSCOPY OF SMALL INTESTINE | 142 | 3.4 | 1.21 |
| 0443 | RELEASE OF CARPAL TUNNEL | 100 | 2.4 | 1.22 |
| 7756 | REPAIR OF HAMMER TOE | 99 | 2.4 | 0.52 |
| 8081 | OTH LOCAL EXC/DESTRUC LES SHLDR JNT | 99 | 2.4 | 0.44 |
| 8183 | OTHER REPAIR OF SHOULDER | 87 | 2.1 | 1.16 |
| 4516 | EGD W/CLOS BX | 86 | 2.1 | 3.32 |
| 8076 | SYNOVECTOMY OF KNEE | 83 | 2.0 | 0.52 |
| 8363 | ROTATOR CUFF REPAIR | 73 | 1.8 | 0.65 |
| 8086 | OTH LOCAL EXC/DESTRUC LES KNEE JNT | 66 | 1.6 | 1.00 |
| 7781 | OTH PART OSTEC SCAPULA CLAV&THORAX | 62 | 1.5 | 0.49 |
| 2169 | OTHER TURBINECTOMY | 47 | 1.1 | 2.47 |
| 7860 | REMOVAL IMPL DEVICE UNSPEC SITE | 46 | 1.1 | 0.41 |
| 7863 | REMOVL IMPL DEVICE FROM RADIUS&ULNA | 45 | 1.1 | 0.10 |
| 8211 | TENOTOMY OF HAND | 41 | 1.0 | 0.42 |

| CPT-4 CODE | CPT-4 DESCRIPTION | # | % | % ALL FASCs |
|----------------------|----------------------------------|-------|-------|-------------|
| All CPT-4 Procedures | | 4,753 | 100.0 | 100.0 |
| 66984 | EXTRACAPSULAR CATARACT REMV IOL | 564 | 11.9 | 10.00 |
| 69436 | TYMPANOSTOMY GENERAL ANESTHESIA | 284 | 6.0 | 3.73 |
| 66821 | DISCISSION 2ND CATARACT; LASER S | 266 | 5.6 | 1.66 |
| 45378 | COLONOSCOPY FLEX; DX-SEP PROC | 238 | 5.0 | 6.92 |
| 45380 | COLONOSCOPY FLEX; W/BX 1/MX | 162 | 3.4 | 5.73 |
| 43235 | UGI ENDO; DX W/VO CLCT SPECMN-SP | 142 | 3.0 | 1.33 |
| 29881 | SCOPE KNEE SURG;W/MENISCECT MED/ | 122 | 2.6 | 1.78 |
| 29880 | SCOPE KNEE SURG;W/MENISCECT MED& | 116 | 2.4 | 0.55 |
| 64721 | NEUROPLASTY; MEDIAN CARPAL TUNNE | 100 | 2.1 | 1.23 |
| 28285 | CORRECTION HAMMERTOE | 99 | 2.1 | 0.83 |
| 43239 | UGI ENDO; W/BX 1/MX | 86 | 1.8 | 5.27 |
| 20680 | REMOVAL OF IMPLANT; DEEP | 85 | 1.8 | 0.78 |
| 23412 | REP RUP MUSCLOTENDNUS CUFF OPN;C | 73 | 1.5 | 0.30 |
| 50590 | LITHOTRIPSY XTRACORP SHOCK WAVE | 73 | 1.5 | 0.45 |
| 29826 | SCOPE SHOULDER; DECOMP SUBACROM | 72 | 1.5 | 1.02 |
| 42820 | T&A; UNDER AGE 12 | 67 | 1.4 | 1.47 |
| 29823 | SCOPE SHOULDER SURGICAL; DEBRID | 59 | 1.2 | 0.31 |
| 49505 | REPR INIT ING HERNIA 5YR/MORE; R | 58 | 1.2 | 0.62 |
| 49650 | LAPARSCPY SURG; REPR INIT ING HE | 56 | 1.2 | 0.14 |
| 29876 | SCOPE KNEE SURG; SYNOVECTOMY MAJ | 49 | 1.0 | 0.21 |

SOURCE: Utah Ambulatory Surgery Database

Utah Health Data Committee/Office of Health Care Statistics

Reportable* excludes codes in the former "Other" category and CPT4 blood draw codes in previous reports.

AMB ST 1-3

UTAH HOSPITAL AND FREESTANDING AMBULATORY SURGERY CENTER (FASC) UTILIZATION AND CHARGE PROFILE OF OUTPATIENT SURGERY, 2005
 AVERAGE TOTAL CHARGES FOR MOST COMMONLY PERFORMED CPT-4 AND ICD-9 REPORTABLE* PROCEDURES, SINGLE ICD-9 OR CPT-4 ONLY

423 Coral Desert Surgery Center

| ICD-9 CODE | ICD-9 DESCRIPTION | # | AVE TOT CHR | AVE TOT CHR(ALL FASCs) |
|------------------|-------------------------------------|-------|-------------|-------------------------|
| ICD-9 Procedures | | 2,183 | \$2,556 | \$1,608 |
| 1371 | INSRT IOL-CATARACT EXTRACT-1 STAGE | 558 | \$2,664 | \$2,536 |
| 1364 | DISCISSION OF SECONDARY MEMBRANE | 246 | \$943 | \$1,037 |
| 4523 | COLONOSCOPY | 204 | \$1,214 | \$686 |
| 4525 | CLOS [ENDO] BX LARGE INTESTINE | 111 | \$1,200 | \$719 |
| 806 | EXCISION SEMILUNAR CARTILAGE KNEE | 104 | \$5,569 | \$3,363 |
| 4513 | OTHER ENDOSCOPY OF SMALL INTESTINE | 100 | \$1,159 | \$605 |
| 0443 | RELEASE OF CARPAL TUNNEL | 71 | \$2,675 | \$1,672 |
| 4516 | EGD W/CLOS BX | 51 | \$1,331 | \$710 |
| 7860 | REMOVAL IMPL DEVICE UNSPEC SITE | 32 | \$2,148 | \$1,716 |
| 5300 | UNILATERAL REPAIR ING HERNIA NOS | 24 | \$3,832 | \$1,716 |
| 283 | TONSILLECTOMY WITH ADENOIDECTOMY | 23 | \$1,999 | \$1,302 |
| 8211 | TENOTOMY OF HAND | 23 | \$2,868 | \$1,735 |
| 7863 | REMOVL IMPL DEVICE FROM RADIUS&ULNA | 21 | \$3,785 | \$2,512 |
| 8221 | EXCISION LESION TENDON SHEATH HAND | 21 | \$2,725 | \$1,615 |
| 5304 | UNILAT REPR INDIRECT ING HERN-GFT | 19 | \$5,178 | \$2,738 |
| 640 | CIRCUMCISION | 18 | \$1,812 | \$1,666 |
| 598 | URETERAL CATHETERIZATION | 17 | \$6,488 | \$6,488 |
| 7932 | OPEN RDUC FX RADUS&ULNA W/INTRL FIX | 17 | \$3,339 | \$2,699 |
| 7788 | OTH PARTIAL OSTECTOMY TARSALS&MTS | 15 | \$3,777 | \$2,602 |
| 8183 | OTHER REPAIR OF SHOULDER | 15 | \$6,690 | \$6,831 |

| CPT-4 CODE | CPT-4 DESCRIPTION | # | AVE TOT CHR | AVE TOT CHR(ALL FASCs) |
|------------------|----------------------------------|-------|-------------|-------------------------|
| CPT-4 Procedures | | 2,416 | \$2,487 | \$1,829 |
| 66984 | EXTRACAPSULAR CATARACT REMV IOL | 520 | \$2,607 | \$2,592 |
| 66821 | DISCISSION 2ND CATARACT; LASER S | 246 | \$943 | \$771 |
| 45378 | COLONOSCOPY FLEX; DX-SEP PROC | 203 | \$1,175 | \$978 |
| 45380 | COLONOSCOPY FLEX; W/BX 1/MX | 110 | \$1,189 | \$1,023 |
| 43235 | UGI ENDO; DX W/WO CLCT SPECMN-SP | 97 | \$1,118 | \$718 |
| 64721 | NEUROPLASTY; MEDIAN CARPAL TUNNE | 68 | \$2,626 | \$1,668 |
| 50590 | LITHOTRIPSY XTRACORP SHOCK WAVE | 54 | \$4,932 | \$5,626 |
| 29881 | SCOPE KNEE SURG;W/MENISCECT MED/ | 53 | \$5,380 | \$2,742 |
| 29880 | SCOPE KNEE SURG;W/MENISCECT MED& | 49 | \$5,700 | \$3,610 |
| 43239 | UGI ENDO; W/BX 1/MX | 49 | \$1,272 | \$1,018 |
| 20680 | REMOVAL OF IMPLANT; DEEP | 48 | \$2,822 | \$1,603 |
| 42820 | T&A; UNDER AGE 12 | 42 | \$1,981 | \$1,432 |
| 49505 | REPR INIT ING HERNIA 5YR/MORE; R | 39 | \$4,324 | \$1,931 |
| 47563 | LAPARSCPY SURG; CHOLECT W/CHOLAN | 34 | \$5,433 | \$5,244 |
| 62311 | INJ 1 NOT NEUROLYTIC-EPID; LUMB/ | 31 | \$584 | \$677 |
| 26055 | TENDON SHEATH INCISION | 21 | \$2,697 | \$1,781 |
| 49650 | LAPARSCPY SURG; REPR INIT ING HE | 21 | \$5,550 | \$4,427 |
| 62310 | INJ 1 NOT NEUROLYTIC-EPID;CERV/T | 18 | \$1,002 | \$694 |
| 54161 | CIRC NO CLAMP/DORSL SLIT; NOT NB | 14 | \$1,623 | \$1,358 |
| 69436 | TYMPANOSTOMY GENERAL ANESTHESIA | 13 | \$3,988 | \$1,368 |

SOURCE: Utah Ambulatory Surgery Database
 Reportable* excludes codes in the former "Other" category and CPT4 blood draw codes in previous reports.

AMB ST 1-4
UTAH HOSPITAL AND FREESTANDING AMBULATORY SURGERY CENTER (FASC) UTILIZATION AND CHARGE PROFILE OF OUTPATIENT SURGERY, 2005
PROCEDURE APG CATEGORY, PROCEDURE APG, BASED ON REPORTABLE* CPT-4 PROCEDURES

423 Coral Desert Surgery Center

| Procedure APG category | | TOTAL # | TOTAL # (ALL FASCs) |
|------------------------|---|---------|---------------------|
| Procedure APG | | | |
| 01 | INTEGUMENTARY SYSTEM | 76 | 1,743 |
| | 003 COMPLEX INCISION AND DRAINAGE | 3 | 26 |
| | 006 SIMPLE DEBRIDEMENT AND DESTRUCTION | 1 | 23 |
| | 007 COMPLEX EXCISION, BIOPSY AND DEBRIDEMENT | 27 | 359 |
| | 008 SIMPLE EXCISION AND BIOPSY | 34 | 551 |
| | 009 COMPLEX SKIN REPAIRS INCL INTEGUMENT GRAFTS, TRANSFER & REARRANGE | 4 | 129 |
| | 011 SIMPLE INCISION AND EXCISION OF BREAST | 6 | 553 |
| | 012 BREAST RECONSTRUCTION AND MASTECTOMY | 1 | 69 |
| 02 | MUSCULOSKELETAL SYSTEM | 1,518 | 22,851 |
| | 021 COMPLEX MUSCULOSKELETAL PROCEDURES EXCLUDING HAND AND FOOT | 226 | 2,301 |
| | 022 SIMPLE MUSCULOSKELETAL PROCEDURES EXCLUDING HAND AND FOOT | 39 | 632 |
| | 023 COMPLEX HAND AND FOOT MUSCULOSKELETAL PROCEDURES | 37 | 849 |
| | 024 SIMPLE HAND AND FOOT MUSCULOSKELETAL PROCEDURES | 374 | 5,395 |
| | 025 ARTHROSCOPY | 640 | 9,769 |
| | 026 REPLACEMENT OF CAST | 1 | 1 |
| | 029 CLOSED TREATMENT FX & DISLOCATION EXC FINGER, TOE & TRUNK | 12 | 117 |
| | 030 OPEN OR PERCUTANEOUS TREATMENT OF FRACTURES | 88 | 1,212 |
| | 031 BONE OR JOINT MANIPULATION UNDER ANESTHESIA | 15 | 216 |
| | 032 BUNION PROCEDURES | 45 | 1,149 |
| | 033 ARTHROPLASTY | 12 | 217 |
| | 034 HAND AND FOOT TENOTOMY | 10 | 110 |
| | 035 ARTHROCENTESIS AND LIGAMENT OR TENDON INJECTION | 19 | 869 |
| 03 | RESPIRATORY SYSTEM | 86 | 4,466 |
| | 053 COMPLEX ENDOSCOPY OF THE UPPER AIRWAY | 83 | 4,423 |
| | 054 SIMPLE ENDOSCOPY OF THE UPPER AIRWAY | 3 | 33 |
| 04 | CARDIOVASCULAR SYSTEM | 4 | 668 |
| | 079 REMOVAL AND REVISION OF PACEMAKER AND VASCULAR DEVICE | 1 | 24 |
| | 080 MINOR VASCULAR REPAIR AND FISTULA CONSTRUCTION | 1 | 4 |
| | 081 SECONDARY VARICOSE VEINS AND VASCULAR INJECTION | 2 | 25 |
| 05 | HEMATOLOGIC, LYMPHATIC, AND ENDOCRINE | 11 | 217 |
| | 095 DEEP LYMPH STRUCTURE AND THYROID PROCEDURES | 11 | 217 |
| 06 | DIGESTIVE SYSTEM | 971 | 33,057 |
| | 112 ESOPHAGEAL DILATION WITHOUT ENDOSCOPY | 2 | 646 |
| | 113 ANOSCOPY WITH BIOPSY AND DIAGNOSTIC PROCTOSIGMOIDOSCOPY | 2 | 106 |
| | 115 DIAGNOSTIC UPPER GI ENDOSCOPY OR INTUBATION | 228 | 7,909 |
| | 116 THERAPEUTIC UPPER GI ENDOSCOPY OR INTUBATION | 31 | 2,398 |
| | 117 LOWER GASTROINTESTINAL ENDOSCOPY | 446 | 17,943 |
| | 118 ERCP AND MISCELLANEOUS GI ENDOSCOPY PROCEDURES | 1 | 4 |
| | 119 HERNIA AND HYDROCELE PROCEDURES | 98 | 1,396 |
| | 120 COMPLEX ANAL AND RECTAL PROCEDURES | 6 | 222 |
| | 121 SIMPLE ANAL AND RECTAL PROCEDURES | 2 | 38 |
| | 122 MISCELLANEOUS ABDOMINAL PROCEDURES | 10 | 29 |
| | 123 COMPLEX LAPAROSCOPIC PROCEDURES | 145 | 2,024 |
| 07 | URINARY SYSTEM | 175 | 1,645 |
| | 131 RENAL EXTRACORPOREAL SHOCK WAVE LITHOTRIPSY | 73 | 534 |
| | 133 URINARY CATHETERIZATION AND DILATATION | 3 | 24 |

AMB ST 1-4
UTAH HOSPITAL AND FREESTANDING AMBULATORY SURGERY CENTER (FASC) UTILIZATION AND CHARGE PROFILE OF OUTPATIENT SURGERY, 2005
PROCEDURE APG CATEGORY, PROCEDURE APG, BASED ON REPORTABLE* CPT-4 PROCEDURES

423 Coral Desert Surgery Center

| procedure APG category | | TOTAL # | TOTAL # (ALL FASCs) |
|------------------------|--|---------|---------------------|
| procedure APG | | | |
| | 134 COMPLEX CYSTOURETHROSCOPY AND LITHOLAPAXY | 42 | 502 |
| | 135 MODERATE CYSTOURETHROSCOPY | 47 | 440 |
| | 136 SIMPLE CYSTOURETHROSCOPY | 7 | 106 |
| | 138 SIMPLE URETHRAL PROCEDURES | 3 | 18 |
| 08 | MALE GENITAL SYSTEM | 63 | 588 |
| | 151 TESTICULAR AND EPIDIDYMAL PROCEDURES | 36 | 404 |
| | 153 COMPLEX PENILE PROCEDURES | 5 | 29 |
| | 154 SIMPLE PENILE PROCEDURES | 22 | 141 |
| 09 | FEMALE GENITAL SYSTEM | 69 | 1,642 |
| | 176 COMPLEX FEMALE REPRODUCTIVE PROCEDURES | 30 | 178 |
| | 177 SIMPLE FEMALE REPRODUCTIVE PROCEDURES | 8 | 411 |
| | 178 DILATION AND CURETTAGE | 8 | 184 |
| | 179 HYSTEROSCOPY | 23 | 848 |
| 10 | NERVOUS SYSTEM | 212 | 10,825 |
| | 195 NERVOUS SYSTEM INJECTIONS, STIMULATIONS OR CRANIAL TAP | 68 | 8,220 |
| | 196 REVISION AND REMOVAL OF NEUROLOGICAL DEVICE | 1 | 38 |
| | 198 NERVE REPAIR AND DESTRUCTION | 143 | 2,439 |
| 11 | EYE AND OCULAR ADNEXA | 992 | 20,551 |
| | 211 MINOR OPHTHALMOLOGICAL TESTS AND PROCEDURES | 2 | 175 |
| | 213 LASER EYE PROCEDURES | 276 | 2,001 |
| | 214 CATARACT PROCEDURES | 589 | 12,253 |
| | 215 COMPLEX ANTERIOR SEGMENT EYE PROCEDURES | 8 | 957 |
| | 216 MODERATE ANTERIOR SEGMENT EYE PROCEDURES | 6 | 809 |
| | 217 SIMPLE ANTERIOR SEGMENT EYE PROCEDURES | 61 | 704 |
| | 220 STRABISMUS AND MUSCLE EYE PROCEDURES | 29 | 545 |
| | 221 COMPLEX REPAIR AND PLASTIC PROCEDURES OF EYE | 6 | 1,823 |
| | 222 SIMPLE REPAIR AND PLASTIC PROCEDURES OF EYE | 14 | 388 |
| | 223 VITRECTOMY | 1 | 570 |
| 12 | FACIAL, EAR, NOSE, MOUTH AND THROAT | 546 | 18,833 |
| | 233 NASAL CAUTERIZATION AND PACKING | 6 | 84 |
| | 234 COMPLEX FACIAL AND ENT PROCEDURES | 57 | 3,106 |
| | 235 SIMPLE FACIAL AND ENT PROCEDURES | 375 | 11,701 |
| | 236 TONSIL AND ADENOID PROCEDURES | 108 | 3,942 |
| 13 | THERAPEUTIC AND OTHER RADIOLOGICAL PROCEDURES | 1 | 344 |
| | 255 MISCELLANEOUS RADIOLOGICAL PROCEDURES WITH CONTRAST | 1 | 5 |

SOURCE: Utah Ambulatory Surgery Database

Utah Health Data Committee/Office of Health Care Statistics

Reportable* excludes codes in the former "Other" category and CPT blood draw codes in previous reports.

AMB ST 1-5
UTAH HOSPITAL AND FREESTANDING AMBULATORY SURGERY CENTER (FASC) UTILIZATION AND CHARGE PROFILE OF OUTPATIENT SURGERY, 2005
PROCEDURE APG CATEGORY, PROCEDURE APG, SINGLE APG ONLY
BASED ON REPORTABLE* CPT-4 PROCEDURES

423 Coral Desert Surgery Center

| Procedure APG category | | TOTAL # | AVE TOT CHR | AVE TOT CHR(ALL FASCs) |
|------------------------|--|---------|-------------|-------------------------|
| Procedure APG | | | | |
| 01 | INTEGUMENTARY SYSTEM | 44 | \$1,901 | \$1,328 |
| | 003 COMPLEX INCISION AND DRAINAGE | 3 | \$1,562 | \$1,219 |
| | 007 COMPLEX EXCISION, BIOPSY AND DEBRIDEMENT | 18 | \$2,109 | \$1,419 |
| | 008 SIMPLE EXCISION AND BIOPSY | 19 | \$1,805 | \$1,377 |
| | 011 SIMPLE INCISION AND EXCISION OF BREAST | 3 | \$2,229 | \$919 |
| | 012 BREAST RECONSTRUCTION AND MASTECTOMY | 1 | \$0 | \$1,472 |
| 02 | MUSCULOSKELETAL SYSTEM | 456 | \$3,693 | \$2,609 |
| | 021 COMPLEX MUSCULOSKELETAL PROCEDURES EXCLUDING HAND AND FOOT | 37 | \$3,511 | \$3,178 |
| | 022 SIMPLE MUSCULOSKELETAL PROCEDURES EXCLUDING HAND AND FOOT | 22 | \$2,632 | \$2,534 |
| | 023 COMPLEX HAND AND FOOT MUSCULOSKELETAL PROCEDURES | 11 | \$3,983 | \$2,512 |
| | 024 SIMPLE HAND AND FOOT MUSCULOSKELETAL PROCEDURES | 139 | \$2,884 | \$1,799 |
| | 025 ARTHROSCOPY | 142 | \$5,330 | \$3,279 |
| | 026 REPLACEMENT OF CAST | 1 | \$3,214 | \$3,214 |
| | 029 CLOSED TREATMENT FX & DISLOCATION EXC FINGER, TOE & TRUNK | 8 | \$1,639 | \$1,401 |
| | 030 OPEN OR PERCUTANEOUS TREATMENT OF FRACTURES | 61 | \$3,198 | \$2,467 |
| | 031 BONE OR JOINT MANIPULATION UNDER ANESTHESIA | 13 | \$1,230 | \$1,531 |
| | 032 BUNION PROCEDURES | 13 | \$3,593 | \$2,034 |
| | 033 ARTHROPLASTY | 6 | \$3,233 | \$2,604 |
| | 035 ARTHROCENTESIS AND LIGAMENT OR TENDON INJECTION | 3 | \$375 | \$656 |
| 04 | CARDIOVASCULAR SYSTEM | 3 | \$2,355 | \$1,547 |
| | 079 REMOVAL AND REVISION OF PACEMAKER AND VASCULAR DEVICE | 1 | \$1,587 | \$1,295 |
| | 080 MINOR VASCULAR REPAIR AND FISTULA CONSTRUCTION | 1 | \$5,477 | \$5,477 |
| | 081 SECONDARY VARICOSE VEINS AND VASCULAR INJECTION | 1 | \$0 | \$1,576 |
| 05 | HEMATOLOGIC, LYMPHATIC, AND ENDOCRINE | 10 | \$2,312 | \$1,753 |
| | 095 DEEP LYMPH STRUCTURE AND THYROID PROCEDURES | 10 | \$2,312 | \$1,753 |
| 06 | DIGESTIVE SYSTEM | 648 | \$2,065 | \$1,225 |
| | 113 ANOSCOPY WITH BIOPSY AND DIAGNOSTIC PROCTOSIGMOIDOSCOPY | 2 | \$800 | \$643 |
| | 115 DIAGNOSTIC UPPER GI ENDOSCOPY OR INTUBATION | 146 | \$1,170 | \$948 |
| | 116 THERAPEUTIC UPPER GI ENDOSCOPY OR INTUBATION | 14 | \$1,250 | \$954 |
| | 117 LOWER GASTROINTESTINAL ENDOSCOPY | 325 | \$1,186 | \$1,007 |
| | 119 HERNIA AND HYDROCELE PROCEDURES | 63 | \$4,702 | \$2,089 |
| | 120 COMPLEX ANAL AND RECTAL PROCEDURES | 5 | \$1,799 | \$1,165 |
| | 121 SIMPLE ANAL AND RECTAL PROCEDURES | 1 | \$1,531 | \$1,487 |
| | 123 COMPLEX LAPAROSCOPIC PROCEDURES | 92 | \$4,961 | \$3,381 |
| 07 | URINARY SYSTEM | 100 | \$4,074 | \$3,486 |
| | 131 RENAL EXTRACORPOREAL SHOCK WAVE LITHOTRIPSY | 54 | \$4,932 | \$5,613 |
| | 133 URINARY CATHETERIZATION AND DILATATION | 2 | \$1,002 | \$1,674 |
| | 134 COMPLEX CYSTOURETHROSCOPY AND LITHOLAPAXY | 17 | \$3,275 | \$1,917 |
| | 135 MODERATE CYSTOURETHROSCOPY | 20 | \$3,194 | \$1,698 |
| | 136 SIMPLE CYSTOURETHROSCOPY | 4 | \$2,691 | \$1,174 |
| | 138 SIMPLE URETHRAL PROCEDURES | 3 | \$2,913 | \$2,003 |
| 08 | MALE GENITAL SYSTEM | 34 | \$2,045 | \$1,856 |
| | 151 TESTICULAR AND EPIDIDYMAL PROCEDURES | 11 | \$2,358 | \$2,108 |
| | 153 COMPLEX PENILE PROCEDURES | 4 | \$3,355 | \$1,941 |
| | 154 SIMPLE PENILE PROCEDURES | 19 | \$1,589 | \$1,363 |

AMB ST 1-5
UTAH HOSPITAL AND FREESTANDING AMBULATORY SURGERY CENTER (FASC) UTILIZATION AND CHARGE PROFILE OF OUTPATIENT SURGERY, 2005
PROCEDURE APG CATEGORY, PROCEDURE APG, SINGLE APG ONLY
BASED ON REPORTABLE* CPT-4 PROCEDURES

423 Coral Desert Surgery Center

| procedure APG category Procedure APG | TOTAL # | AVE TOT CHR | AVE TOT CHR(ALL FASCs) |
|--|---------|-------------|-------------------------|
| 09 FEMALE GENITAL SYSTEM | 47 | \$3,208 | \$2,168 |
| 176 COMPLEX FEMALE REPRODUCTIVE PROCEDURES | 14 | \$3,570 | \$2,417 |
| 177 SIMPLE FEMALE REPRODUCTIVE PROCEDURES | 5 | \$2,525 | \$1,427 |
| 178 DILATION AND CURETTAGE | 8 | \$2,028 | \$1,254 |
| 179 HYSTEROSCOPY | 20 | \$3,599 | \$2,593 |
| 10 NERVOUS SYSTEM | 132 | \$1,920 | \$1,048 |
| 195 NERVOUS SYSTEM INJECTIONS, STIMULATIONS OR CRANIAL TAP | 52 | \$765 | \$701 |
| 198 NERVE REPAIR AND DESTRUCTION | 80 | \$2,670 | \$1,769 |
| 11 EYE AND OCULAR ADNEXA | 826 | \$2,064 | \$2,379 |
| 211 MINOR OPHTHALMOLOGICAL TESTS AND PROCEDURES | 2 | \$793 | \$2,866 |
| 213 LASER EYE PROCEDURES | 254 | \$946 | \$776 |
| 214 CATARACT PROCEDURES | 539 | \$2,603 | \$2,612 |
| 215 COMPLEX ANTERIOR SEGMENT EYE PROCEDURES | 3 | \$2,400 | \$2,595 |
| 216 MODERATE ANTERIOR SEGMENT EYE PROCEDURES | 5 | \$1,841 | \$2,214 |
| 217 SIMPLE ANTERIOR SEGMENT EYE PROCEDURES | 14 | \$917 | \$2,178 |
| 220 STRABISMUS AND MUSCLE EYE PROCEDURES | 5 | \$2,650 | \$2,847 |
| 221 COMPLEX REPAIR AND PLASTIC PROCEDURES OF EYE | 2 | \$6,248 | \$2,050 |
| 222 SIMPLE REPAIR AND PLASTIC PROCEDURES OF EYE | 2 | \$2,509 | \$1,353 |
| 12 FACIAL, EAR, NOSE, MOUTH AND THROAT | 97 | \$2,456 | \$1,728 |
| 233 NASAL CAUTERIZATION AND PACKING | 1 | \$910 | \$1,070 |
| 234 COMPLEX FACIAL AND ENT PROCEDURES | 9 | \$4,342 | \$2,098 |
| 235 SIMPLE FACIAL AND ENT PROCEDURES | 29 | \$2,863 | \$1,886 |
| 236 TONSIL AND ADENOID PROCEDURES | 58 | \$1,986 | \$1,408 |

SOURCE: Utah Ambulatory Surgery Database

Utah Health Data Committee/Office of Health Care Statistics

Reportable* excludes codes in the former "Other" category and CPT blood draw codes in previous reports.

AMB ST 1-6
UTAH HOSPITAL AND FREESTANDING AMBULATORY SURGERY CENTER (FASC) UTILIZATION AND CHARGE PROFILE OF OUTPATIENT SURGERY, 2005
NUMBER OF SELECTED AMBULATORY SURGERY PATIENT VISITS BY PATIENT PROFILE

423 Coral Desert Surgery Center

| Patient Profile | Patient Visits | | Patient Visits-All FASCs | |
|----------------------------|----------------|-------|--------------------------|------|
| | (#) | (%) | (#) | (%) |
| GENDER | | | | |
| Female | 1,761 | 52.4 | 46,953 | 55.1 |
| Male | 1,602 | 47.6 | 38,149 | 44.8 |
| Unknown | 0 | 0.0 | 39 | 0.0 |
| Not Reported | 0 | 0.0 | 44 | 0.1 |
| AGE | | | | |
| 1-28 days | 0 | 0.0 | 0 | 0.0 |
| 29-365 days | 45 | 1.3 | 594 | 0.7 |
| 1-4 years | 159 | 4.7 | 4,739 | 5.6 |
| 5-9 | 68 | 2.0 | 2,401 | 2.8 |
| 10-14 | 48 | 1.4 | 1,336 | 1.6 |
| 15-17 | 50 | 1.5 | 1,477 | 1.7 |
| 18-19 | 43 | 1.3 | 1,299 | 1.5 |
| 20-24 | 76 | 2.3 | 3,472 | 4.1 |
| 25-29 | 96 | 2.9 | 3,624 | 4.3 |
| 30-34 | 104 | 3.1 | 3,616 | 4.2 |
| 35-39 | 90 | 2.7 | 3,598 | 4.2 |
| 40-44 | 102 | 3.0 | 4,506 | 5.3 |
| 45-49 | 131 | 3.9 | 5,414 | 6.4 |
| 50-54 | 175 | 5.2 | 7,673 | 9.0 |
| 55-59 | 264 | 7.9 | 7,166 | 8.4 |
| 60-64 | 265 | 7.9 | 6,418 | 7.5 |
| 65-69 | 427 | 12.7 | 7,432 | 8.7 |
| 70-74 | 486 | 14.5 | 7,255 | 8.5 |
| 75-79 | 384 | 11.4 | 6,544 | 7.7 |
| 80-84 | 239 | 7.1 | 4,314 | 5.1 |
| 85-89 | 91 | 2.7 | 1,833 | 2.2 |
| 90 + | 20 | 0.6 | 467 | 0.5 |
| Not Reported | 0 | 0.0 | 7 | 0.0 |
| SOURCE OF ADMISSION | | | | |
| Physician Referral | 3,363 | 100.0 | 71,765 | 84.2 |
| Clinic Referral | 0 | 0.0 | 857 | 1.0 |
| HMO Referral | 0 | 0.0 | 3 | 0.0 |
| Other Hospital | 0 | 0.0 | 0 | 0.0 |
| Skilled Nursing Facility | 0 | 0.0 | 1 | 0.0 |
| Other Health Care Facility | 0 | 0.0 | 3 | 0.0 |
| Emergency Room | 0 | 0.0 | 0 | 0.0 |
| Court/Law Enforcement | 0 | 0.0 | 0 | 0.0 |
| Unknown | 0 | 0.0 | 1,361 | 1.6 |
| Not Reported | 0 | 0.0 | 11,195 | 13.1 |

(Continued)

AMB ST 1-6
UTAH HOSPITAL AND FREESTANDING AMBULATORY SURGERY CENTER (FASC) UTILIZATION AND CHARGE PROFILE OF OUTPATIENT SURGERY, 2005
NUMBER OF SELECTED AMBULATORY SURGERY PATIENT VISITS BY PATIENT PROFILE

423 Coral Desert Surgery Center

| Patient Profile | Patient Visits | | Patient Visits-All FASCs | |
|---|----------------|-------|--------------------------|------|
| | (#) | (%) | (#) | (%) |
| DISCHARGE STATUS | | | | |
| Home or Self Care | 3,363 | 100.0 | 74,273 | 87.2 |
| Another Hospital | 0 | 0.0 | 73 | 0.1 |
| Skilled Nursing Facility | 0 | 0.0 | 0 | 0.0 |
| Intermediate Care Facility | 0 | 0.0 | 0 | 0.0 |
| Another Type of Institution | 0 | 0.0 | 2 | 0.0 |
| Under Care of Home Service | 0 | 0.0 | 1 | 0.0 |
| Left Against Medical Advice | 0 | 0.0 | 0 | 0.0 |
| Under Care of Home IV Provider | 0 | 0.0 | 0 | 0.0 |
| Expired | 0 | 0.0 | 0 | 0.0 |
| Unknown | 0 | 0.0 | 10,836 | 12.7 |
| Not Reported | 0 | 0.0 | 0 | 0.0 |
| PRIMARY PAYER | | | | |
| Medicare | 1,679 | 49.9 | 26,849 | 31.5 |
| Medicaid | 135 | 4.0 | 5,633 | 6.6 |
| Other government | 36 | 1.1 | 2,207 | 2.6 |
| Blue Cross/Blue Shield | 445 | 13.2 | 16,389 | 19.2 |
| Other Commercial | 411 | 12.2 | 7,724 | 9.1 |
| Managed Care(HMO, PPO) | 418 | 12.4 | 21,754 | 25.5 |
| Self Pay | 11 | 0.3 | 1,039 | 1.2 |
| Industrial & Worker Comp | 77 | 2.3 | 2,186 | 2.6 |
| Charity and Unclassified | 5 | 0.1 | 150 | 0.2 |
| Childrens Health Insurance | 0 | 0.0 | 324 | 0.4 |
| Unknown | 0 | 0.0 | 91 | 0.1 |
| Not Reported | 146 | 4.3 | 839 | 1.0 |
| LOCAL HEALTH DISTRICT OF PATIENT RESIDENCE | | | | |
| Bear River | 2 | 0.1 | 3,935 | 4.6 |
| Central Utah | 17 | 0.5 | 1,393 | 1.6 |
| Davis County | 2 | 0.1 | 13,342 | 15.7 |
| Salt Lake County | 20 | 0.6 | 27,212 | 31.9 |
| Southeastern Utah | 8 | 0.2 | 782 | 0.9 |
| Southwest Utah | 2,846 | 84.6 | 5,072 | 6.0 |
| Summit County | 1 | 0.0 | 1,027 | 1.2 |
| Tooele County | 0 | 0.0 | 1,179 | 1.4 |
| Tri-County | 0 | 0.0 | 453 | 0.5 |
| Utah County | 8 | 0.2 | 10,349 | 12.1 |
| Wasatch County | 0 | 0.0 | 437 | 0.5 |
| Weber County | 0 | 0.0 | 15,834 | 18.6 |
| Unknown Utah | 1 | 0.0 | 36 | 0.0 |
| Outside Utah | 458 | 13.6 | 4,110 | 4.8 |
| Unknown, Not Reported | 0 | 0.0 | 24 | 0.0 |

SOURCE: Utah Ambulatory Surgery Database,
Utah Health Data Committee/Office of Health Care Statistics.

AMB ST 1-1
UTAH HOSPITAL AND FREESTANDING AMBULATORY SURGERY CENTER (FASC) UTILIZATION AND CHARGE PROFILE OF OUTPATIENT SURGERY, 2005
NUMBER OF CPT-4 AND ICD-9 REPORTABLE* PROCEDURES BY SELECTED AMBULATORY SURGERY REPORTING CATEGORY

415 Davis Surgical Center

| | Procedures Performed | | Procedures Performed-All FASCs | |
|--|----------------------|-------|--------------------------------|-------|
| | (#) | (%) | (#) | (%) |
| Reporting Category(ICD-9-CM CODES) | . | . | 66,156 | 100.0 |
| Mastectomy (85.0-85.99) | . | . | 1,584 | 2.4 |
| Musculoskeletal (76.0-84.99) | . | . | 11,899 | 18.0 |
| Respiratory (30.0-34.99) | . | . | 119 | 0.2 |
| Cardiovascular (35.0-39.99) | . | . | 362 | 0.5 |
| Lymphatic/Hemetic (40.0-41.99) | . | . | 141 | 0.2 |
| Digestive System (42.0-54.99) | . | . | 13,725 | 20.7 |
| Urinary (55.0-59.99) | . | . | 322 | 0.5 |
| Male Genital (60.0-64.99) | . | . | 262 | 0.4 |
| Female Genital (65.0-71.99) | . | . | 1,797 | 2.7 |
| Endocrine/Nervous (01.0-07.99) | . | . | 3,838 | 5.8 |
| Eye (08.0-16.99) | . | . | 18,120 | 27.4 |
| Ear (18.0-20.99) | . | . | 3,735 | 5.6 |
| Nose, Mouth, Pharynx (21.0-29.99) | . | . | 10,252 | 15.5 |
| Reporting Category(CPT-4 CODES) | 7,480 | 100.0 | 117,978 | 100.0 |
| Mastectomy (19120-19220) | 1 | 0.0 | 622 | 0.5 |
| Musculoskeletal (20000-29909) | 1,916 | 25.6 | 24,588 | 20.8 |
| Respiratory (30000-32999 & 39501-39599) | 725 | 9.7 | 9,814 | 8.3 |
| Cardiovascular (33010-37799 & 93501-93660) | 5 | 0.1 | 760 | 0.6 |
| Lymphatic/Hemetic (38100-38999) | 14 | 0.2 | 188 | 0.2 |
| Digestive (40490-49999) | 1,742 | 23.3 | 39,759 | 33.7 |
| Urinary (50010-53899) | 20 | 0.3 | 1,679 | 1.4 |
| Male Genital (54000-55899) | 7 | 0.1 | 657 | 0.6 |
| Female Genital (56405-58999) | 902 | 12.1 | 2,830 | 2.4 |
| Endocrine/Nervous (60000-64999) | 501 | 6.7 | 11,257 | 9.5 |
| Eye (65091-68899) | 1,095 | 14.6 | 20,646 | 17.5 |
| Ear (69000-69979) | 552 | 7.4 | 5,178 | 4.4 |

SOURCE: Utah Ambulatory Surgery Database

Utah Health Data Committee/Office of Health Care Statistics.

Reportable* excludes codes in the former "Other" category and CPT blood draw codes in previous reports.

AMB ST 1-2
UTAH HOSPITAL AND FREESTANDING AMBULATORY SURGERY CENTER (FASC) UTILIZATION AND CHARGE PROFILE OF OUTPATIENT SURGERY, 2005
MOST COMMONLY PERFORMED CPT-4 AND ICD-9 REPORTABLE* PROCEDURES

415 Davis Surgical Center

| ICD-9 CODE | ICD-9 DESCRIPTION | # | % | % ALL FASCs |
|------------|-------------------|---|---|-------------|
|------------|-------------------|---|---|-------------|

All ICD-9 Procedures

Does not report ICDs

| CPT-4 CODE | CPT-4 DESCRIPTION | # | % | % ALL FASCs |
|------------|-------------------|---|---|-------------|
|------------|-------------------|---|---|-------------|

| | | | | |
|----------------------|----------------------------------|-------|-------|-------|
| All CPT-4 Procedures | | 7,480 | 100.0 | 100.0 |
| 66984 | EXTRACAPSULAR CATARACT REMV IOL | 632 | 8.4 | 10.00 |
| 45378 | COLONOSCOPY FLEX; DX-SEP PROC | 446 | 6.0 | 6.92 |
| 69436 | TYMPANOSTOMY GENERAL ANESTHESIA | 442 | 5.9 | 3.73 |
| 66821 | DISCISSION 2ND CATARACT; LASER S | 284 | 3.8 | 1.66 |
| 58662 | LAP SURG; W/FULG/EXCIS LES-OVARY | 275 | 3.7 | 0.52 |
| 30140 | SUBMUCOS RES TURBINATE PART/CMPL | 194 | 2.6 | 2.13 |
| 43239 | UGI ENDO; W/BX 1/MX | 191 | 2.6 | 5.27 |
| 42820 | T&A; UNDER AGE 12 | 184 | 2.5 | 1.47 |
| 64721 | NEUROPLASTY; MEDIAN CARPAL TUNNE | 160 | 2.1 | 1.23 |
| 58563 | HYSTEROSC SURG; W/ENDOMETRIAL AB | 158 | 2.1 | 0.42 |
| 58558 | HYSTEROSCPY SURG; W/BX &/ POLYPE | 152 | 2.0 | 0.28 |
| 30520 | SEPTOPLASTY/SUBMUCOS RES W/GFT | 148 | 2.0 | 1.40 |
| 45385 | COLONOSCOPY FLEX; W/REMV LES-SNA | 139 | 1.9 | 1.73 |
| 29881 | SCOPE KNEE SURG;W/MENISCECT MED/ | 137 | 1.8 | 1.78 |
| 62311 | INJ 1 NOT NEUROLYTIC-EPID; LUMB/ | 124 | 1.7 | 1.48 |
| 31256 | NASL/SINUS ENDO SURG W/MAX ANTRO | 120 | 1.6 | 0.63 |
| 20680 | REMOVAL OF IMPLANT; DEEP | 112 | 1.5 | 0.78 |
| 28285 | CORRECTION HAMMERTOES | 96 | 1.3 | 0.83 |
| 42826 | TONSILLECTOMY PRIM/SEC; AGE 12/O | 89 | 1.2 | 0.74 |
| 28296 | HALLUX VALGUS; W/METATARSAL OSTE | 84 | 1.1 | 0.42 |

SOURCE: Utah Ambulatory Surgery Database

Utah Health Data Committee/Office of Health Care Statistics

Reportable* excludes codes in the former "Other" category and CPT4 blood draw codes in previous reports.

AMB ST 1-3

UTAH HOSPITAL AND FREESTANDING AMBULATORY SURGERY CENTER (FASC) UTILIZATION AND CHARGE PROFILE OF OUTPATIENT SURGERY, 2005
 AVERAGE TOTAL CHARGES FOR MOST COMMONLY PERFORMED CPT-4 AND ICD-9 REPORTABLE* PROCEDURES, SINGLE ICD-9 OR CPT-4 ONLY

415 Davis Surgical Center

| ICD-9 CODE | ICD-9 DESCRIPTION | # | AVE TOT CHRG | AVE TOT CHRG(ALL FASCs) |
|------------|-------------------|---|--------------|--------------------------|
|------------|-------------------|---|--------------|--------------------------|

ICD-9 Procedures

Does not report ICDS

| CPT-4 CODE | CPT-4 DESCRIPTION | # | AVE TOT CHRG | AVE TOT CHRG(ALL FASCs) |
|------------------|----------------------------------|-------|--------------|--------------------------|
| CPT-4 Procedures | | | | |
| 66984 | EXTRACAPSULAR CATARACT REMV IOL | 3,832 | \$2,176 | \$1,829 |
| 45378 | COLONOSCOPY FLEX; DX-SEP PROC | 629 | \$3,201 | \$2,592 |
| 66821 | DISCISSION 2ND CATARACT; LASER S | 388 | \$1,300 | \$978 |
| 42820 | T&A; UNDER AGE 12 | 283 | \$753 | \$771 |
| 62311 | INJ 1 NOT NEUROLYTIC-EPID; LUMB/ | 147 | \$1,929 | \$1,432 |
| 45385 | COLONOSCOPY FLEX; W/REMV LES-SNA | 119 | \$801 | \$677 |
| 58662 | LAP SURG; W/FULG/EXCIS LES-OVARY | 118 | \$1,414 | \$1,086 |
| 29881 | SCOPE KNEE SURG;W/MENISCECT MED/ | 109 | \$2,969 | \$2,478 |
| 64721 | NEUROPLASTY; MEDIAN CARPAL TUNNE | 101 | \$3,279 | \$2,742 |
| 58563 | HYSTEROSC SURG; W/ENDOMETRIAL AB | 101 | \$2,182 | \$1,668 |
| 43239 | UGI ENDO; W/BX 1/MX | 93 | \$3,425 | \$3,149 |
| 42826 | TONSILLECTOMY PRIM/SEC; AGE 12/O | 90 | \$1,300 | \$1,018 |
| 45384 | COLONOSCOPY FLEX; REMV LES-FORCE | 71 | \$1,774 | \$1,419 |
| 45380 | COLONOSCOPY FLEX; W/BX 1/MX | 63 | \$1,238 | \$1,392 |
| 47563 | LAPARSCPY SURG; CHOLECT W/CHOLAN | 52 | \$1,327 | \$1,023 |
| 49505 | REPR INIT ING HERNIA 5YR/MORE; R | 52 | \$4,688 | \$5,244 |
| 58558 | HYSTEROSCPY SURG; W/BX &/ POLYPE | 52 | \$2,620 | \$1,931 |
| 28296 | HALLUX VALGUS; W/METATARSAL OSTE | 48 | \$2,247 | \$1,707 |
| 69436 | TYMPANOSTOMY GENERAL ANESTHESIA | 45 | \$2,260 | \$2,184 |
| 29877 | SCOPE KNEE SURG; DEBRID/SHAVE CA | 39 | \$1,993 | \$1,368 |
| | | 37 | \$3,430 | \$2,751 |

SOURCE: Utah Ambulatory Surgery Database
 Reportable* excludes codes in the former "Other" category and CPT4 blood draw codes in previous reports.

AMB ST 1-4
UTAH HOSPITAL AND FREESTANDING AMBULATORY SURGERY CENTER (FASC) UTILIZATION AND CHARGE PROFILE OF OUTPATIENT SURGERY, 2005
PROCEDURE APG CATEGORY, PROCEDURE APG, BASED ON REPORTABLE* CPT-4 PROCEDURES

415 Davis Surgical Center

| Procedure APG category | | TOTAL # | TOTAL # (ALL FASCs) |
|------------------------|---|---------|---------------------|
| Procedure APG | | | |
| 01 | INTEGUMENTARY SYSTEM | 83 | 1,743 |
| | 002 SUPERFICIAL NEEDLE BIOPSY AND ASPIRATION | 3 | 29 |
| | 003 COMPLEX INCISION AND DRAINAGE | 2 | 26 |
| | 007 COMPLEX EXCISION, BIOPSY AND DEBRIDEMENT | 29 | 359 |
| | 008 SIMPLE EXCISION AND BIOPSY | 44 | 551 |
| | 009 COMPLEX SKIN REPAIRS INCL INTEGUMENT GRAFTS, TRANSFER & REARRANGE | 4 | 129 |
| | 011 SIMPLE INCISION AND EXCISION OF BREAST | 1 | 553 |
| 02 | MUSCULOSKELETAL SYSTEM | 1,786 | 22,851 |
| | 021 COMPLEX MUSCULOSKELETAL PROCEDURES EXCLUDING HAND AND FOOT | 206 | 2,301 |
| | 022 SIMPLE MUSCULOSKELETAL PROCEDURES EXCLUDING HAND AND FOOT | 36 | 632 |
| | 023 COMPLEX HAND AND FOOT MUSCULOSKELETAL PROCEDURES | 96 | 849 |
| | 024 SIMPLE HAND AND FOOT MUSCULOSKELETAL PROCEDURES | 552 | 5,395 |
| | 025 ARTHROSCOPY | 577 | 9,769 |
| | 028 CLOSED TREATMENT FX & DISLOCATION OF FINGER, TOE & TRUNK | 2 | 14 |
| | 029 CLOSED TREATMENT FX & DISLOCATION EXC FINGER, TOE & TRUNK | 13 | 117 |
| | 030 OPEN OR PERCUTANEOUS TREATMENT OF FRACTURES | 101 | 1,212 |
| | 031 BONE OR JOINT MANIPULATION UNDER ANESTHESIA | 19 | 216 |
| | 032 BUNION PROCEDURES | 127 | 1,149 |
| | 033 ARTHROPLASTY | 12 | 217 |
| | 034 HAND AND FOOT TENOTOMY | 6 | 110 |
| | 035 ARTHROCENTESIS AND LIGAMENT OR TENDON INJECTION | 39 | 869 |
| 03 | RESPIRATORY SYSTEM | 343 | 4,466 |
| | 053 COMPLEX ENDOSCOPY OF THE UPPER AIRWAY | 335 | 4,423 |
| | 054 SIMPLE ENDOSCOPY OF THE UPPER AIRWAY | 7 | 33 |
| | 055 ENDOSCOPY OF THE LOWER AIRWAY | 1 | 5 |
| 04 | CARDIOVASCULAR SYSTEM | 1 | 668 |
| | 082 VASCULAR LIGATION | 1 | 381 |
| 05 | HEMATOLOGIC, LYMPHATIC, AND ENDOCRINE | 24 | 217 |
| | 095 DEEP LYMPH STRUCTURE AND THYROID PROCEDURES | 24 | 217 |
| 06 | DIGESTIVE SYSTEM | 1,700 | 33,057 |
| | 112 ESOPHAGEAL DILATION WITHOUT ENDOSCOPY | 1 | 646 |
| | 113 ANOSCOPY WITH BIOPSY AND DIAGNOSTIC PROCTOSIGMOIDOSCOPY | 3 | 106 |
| | 114 PROCTOSIGMOIDOSCOPY WITH EXCISION OR BIOPSY | 2 | 109 |
| | 115 DIAGNOSTIC UPPER GI ENDOSCOPY OR INTUBATION | 222 | 7,909 |
| | 116 THERAPEUTIC UPPER GI ENDOSCOPY OR INTUBATION | 74 | 2,398 |
| | 117 LOWER GASTROINTESTINAL ENDOSCOPY | 728 | 17,943 |
| | 119 HERNIA AND HYDROCELE PROCEDURES | 119 | 1,396 |
| | 120 COMPLEX ANAL AND RECTAL PROCEDURES | 8 | 222 |
| | 121 SIMPLE ANAL AND RECTAL PROCEDURES | 3 | 38 |
| | 122 MISCELLANEOUS ABDOMINAL PROCEDURES | 2 | 29 |
| | 123 COMPLEX LAPAROSCOPIC PROCEDURES | 538 | 2,024 |
| 07 | URINARY SYSTEM | 20 | 1,645 |
| | 134 COMPLEX CYSTOURETHROSCOPY AND LITHOLAPAXY | 1 | 502 |
| | 136 SIMPLE CYSTOURETHROSCOPY | 19 | 106 |
| 08 | MALE GENITAL SYSTEM | 7 | 588 |
| | 151 TESTICULAR AND EPIDIDYMAL PROCEDURES | 6 | 404 |

AMB ST 1-4
UTAH HOSPITAL AND FREESTANDING AMBULATORY SURGERY CENTER (FASC) UTILIZATION AND CHARGE PROFILE OF OUTPATIENT SURGERY, 2005
PROCEDURE APG CATEGORY, PROCEDURE APG, BASED ON REPORTABLE* CPT-4 PROCEDURES

415 Davis Surgical Center

| procedure APG category | | TOTAL # | TOTAL # (ALL FASCs) |
|------------------------|--|---------|---------------------|
| procedure APG | | | |
| | 154 SIMPLE PENILE PROCEDURES | 1 | 141 |
| 09 | FEMALE GENITAL SYSTEM | 493 | 1,642 |
| | 176 COMPLEX FEMALE REPRODUCTIVE PROCEDURES | 37 | 178 |
| | 177 SIMPLE FEMALE REPRODUCTIVE PROCEDURES | 114 | 411 |
| | 178 DILATION AND CURETTAGE | 10 | 184 |
| | 179 HYSTEROSCOPY | 318 | 848 |
| | 180 COLPOSCOPY | 14 | 21 |
| 10 | NERVOUS SYSTEM | 498 | 10,825 |
| | 195 NERVOUS SYSTEM INJECTIONS, STIMULATIONS OR CRANIAL TAP | 212 | 8,220 |
| | 198 NERVE REPAIR AND DESTRUCTION | 286 | 2,439 |
| 11 | EYE AND OCULAR ADNEXA | 1,092 | 20,551 |
| | 211 MINOR OPHTHALMOLOGICAL TESTS AND PROCEDURES | 5 | 175 |
| | 213 LASER EYE PROCEDURES | 287 | 2,001 |
| | 214 CATARACT PROCEDURES | 638 | 12,253 |
| | 215 COMPLEX ANTERIOR SEGMENT EYE PROCEDURES | 27 | 957 |
| | 216 MODERATE ANTERIOR SEGMENT EYE PROCEDURES | 29 | 809 |
| | 217 SIMPLE ANTERIOR SEGMENT EYE PROCEDURES | 20 | 704 |
| | 220 STRABISMUS AND MUSCLE EYE PROCEDURES | 40 | 545 |
| | 221 COMPLEX REPAIR AND PLASTIC PROCEDURES OF EYE | 31 | 1,823 |
| | 222 SIMPLE REPAIR AND PLASTIC PROCEDURES OF EYE | 12 | 388 |
| | 223 VITRECTOMY | 3 | 570 |
| 12 | FACIAL, EAR, NOSE, MOUTH AND THROAT | 1,398 | 18,833 |
| | 233 NASAL CAUTERIZATION AND PACKING | 7 | 84 |
| | 234 COMPLEX FACIAL AND ENT PROCEDURES | 309 | 3,106 |
| | 235 SIMPLE FACIAL AND ENT PROCEDURES | 709 | 11,701 |
| | 236 TONSIL AND ADENOID PROCEDURES | 373 | 3,942 |
| 13 | THERAPEUTIC AND OTHER RADIOLOGICAL PROCEDURES | 2 | 344 |
| | 254 MYELOGRAPHY | 2 | 304 |

SOURCE: Utah Ambulatory Surgery Database

Utah Health Data Committee/Office of Health Care Statistics

Reportable* excludes codes in the former "Other" category and CPT blood draw codes in previous reports.

AMB ST 1-5
UTAH HOSPITAL AND FREESTANDING AMBULATORY SURGERY CENTER (FASC) UTILIZATION AND CHARGE PROFILE OF OUTPATIENT SURGERY, 2005
PROCEDURE APG CATEGORY, PROCEDURE APG, SINGLE APG ONLY
BASED ON REPORTABLE* CPT-4 PROCEDURES

415 Davis Surgical Center

| Procedure APG category | Procedure APG | TOTAL # | AVE TOT CHR | AVE TOT CHR(ALL FASCs) |
|------------------------|---|---------|-------------|-------------------------|
| 01 | INTEGUMENTARY SYSTEM | 56 | \$1,463 | \$1,328 |
| | 003 COMPLEX INCISION AND DRAINAGE | 2 | \$1,560 | \$1,219 |
| | 007 COMPLEX EXCISION, BIOPSY AND DEBRIDEMENT | 24 | \$1,536 | \$1,419 |
| | 008 SIMPLE EXCISION AND BIOPSY | 29 | \$1,368 | \$1,377 |
| | 009 COMPLEX SKIN REPAIRS INCL INTEGUMENT GRAFTS, TRANSFER & REARRAN | 1 | \$2,299 | \$3,373 |
| 02 | MUSCULOSKELETAL SYSTEM | 742 | \$2,581 | \$2,609 |
| | 021 COMPLEX MUSCULOSKELETAL PROCEDURES EXCLUDING HAND AND FOOT | 49 | \$2,449 | \$3,178 |
| | 022 SIMPLE MUSCULOSKELETAL PROCEDURES EXCLUDING HAND AND FOOT | 22 | \$1,680 | \$2,534 |
| | 023 COMPLEX HAND AND FOOT MUSCULOSKELETAL PROCEDURES | 36 | \$2,290 | \$2,512 |
| | 024 SIMPLE HAND AND FOOT MUSCULOSKELETAL PROCEDURES | 213 | \$1,961 | \$1,799 |
| | 025 ARTHROSCOPY | 272 | \$3,459 | \$3,279 |
| | 028 CLOSED TREATMENT FX & DISLOCATION OF FINGER, TOE & TRUNK | 1 | \$1,345 | \$1,606 |
| | 029 CLOSED TREATMENT FX & DISLOCATION EXC FINGER, TOE & TRUNK | 9 | \$1,294 | \$1,401 |
| | 030 OPEN OR PERCUTANEOUS TREATMENT OF FRACTURES | 60 | \$2,204 | \$2,467 |
| | 031 BONE OR JOINT MANIPULATION UNDER ANESTHESIA | 13 | \$1,111 | \$1,531 |
| | 032 BUNION PROCEDURES | 64 | \$2,352 | \$2,034 |
| | 033 ARTHROPLASTY | 2 | \$3,079 | \$2,604 |
| | 035 ARTHROCENTESIS AND LIGAMENT OR TENDON INJECTION | 1 | \$550 | \$656 |
| 03 | RESPIRATORY SYSTEM | 17 | \$1,359 | \$1,524 |
| | 053 COMPLEX ENDOSCOPY OF THE UPPER AIRWAY | 17 | \$1,359 | \$1,558 |
| 05 | HEMATOLOGIC, LYMPHATIC, AND ENDOCRINE | 23 | \$2,560 | \$1,753 |
| | 095 DEEP LYMPH STRUCTURE AND THYROID PROCEDURES | 23 | \$2,560 | \$1,753 |
| 06 | DIGESTIVE SYSTEM | 1,114 | \$1,902 | \$1,225 |
| | 112 ESOPHAGEAL DILATION WITHOUT ENDOSCOPY | 1 | \$748 | \$556 |
| | 113 ANOSCOPY WITH BIOPSY AND DIAGNOSTIC PROCTOSIGMOIDOSCOPY | 2 | \$950 | \$643 |
| | 114 PROCTOSIGMOIDOSCOPY WITH EXCISION OR BIOPSY | 2 | \$1,100 | \$607 |
| | 115 DIAGNOSTIC UPPER GI ENDOSCOPY OR INTUBATION | 106 | \$1,295 | \$948 |
| | 116 THERAPEUTIC UPPER GI ENDOSCOPY OR INTUBATION | 24 | \$1,352 | \$954 |
| | 117 LOWER GASTROINTESTINAL ENDOSCOPY | 625 | \$1,318 | \$1,007 |
| | 119 HERNIA AND HYDROCELE PROCEDURES | 82 | \$2,636 | \$2,089 |
| | 120 COMPLEX ANAL AND RECTAL PROCEDURES | 8 | \$1,600 | \$1,165 |
| | 121 SIMPLE ANAL AND RECTAL PROCEDURES | 3 | \$1,304 | \$1,487 |
| | 122 MISCELLANEOUS ABDOMINAL PROCEDURES | 1 | \$1,342 | \$1,206 |
| | 123 COMPLEX LAPAROSCOPIC PROCEDURES | 260 | \$3,409 | \$3,381 |
| 07 | URINARY SYSTEM | 2 | \$1,395 | \$3,486 |
| | 134 COMPLEX CYSTOURETHROSCOPY AND LITHOLAPAXY | 1 | \$1,217 | \$1,917 |
| | 136 SIMPLE CYSTOURETHROSCOPY | 1 | \$1,573 | \$1,174 |
| 08 | MALE GENITAL SYSTEM | 6 | \$2,034 | \$1,856 |
| | 151 TESTICULAR AND EPIDIDYMAL PROCEDURES | 5 | \$2,246 | \$2,108 |
| | 154 SIMPLE PENILE PROCEDURES | 1 | \$975 | \$1,363 |
| 09 | FEMALE GENITAL SYSTEM | 212 | \$2,643 | \$2,168 |
| | 176 COMPLEX FEMALE REPRODUCTIVE PROCEDURES | 7 | \$2,807 | \$2,417 |
| | 177 SIMPLE FEMALE REPRODUCTIVE PROCEDURES | 49 | \$1,726 | \$1,427 |
| | 178 DILATION AND CURETTAGE | 4 | \$1,709 | \$1,254 |
| | 179 HYSTEROSCOPY | 144 | \$3,021 | \$2,593 |

AMB ST 1-5
UTAH HOSPITAL AND FREESTANDING AMBULATORY SURGERY CENTER (FASC) UTILIZATION AND CHARGE PROFILE OF OUTPATIENT SURGERY, 2005
PROCEDURE APG CATEGORY, PROCEDURE APG, SINGLE APG ONLY
BASED ON REPORTABLE* CPT-4 PROCEDURES

415 Davis Surgical Center

| procedure APG category | | TOTAL # | AVE TOT CHR | AVE TOT CHR(ALL FASCs) |
|------------------------|--|---------|-------------|-------------------------|
| Procedure APG | | | | |
| | 180 COLPOSCOPY | 8 | \$1,773 | \$1,366 |
| 10 | NERVOUS SYSTEM | 263 | \$1,518 | \$1,048 |
| | 195 NERVOUS SYSTEM INJECTIONS, STIMULATIONS OR CRANIAL TAP | 128 | \$798 | \$701 |
| | 198 NERVE REPAIR AND DESTRUCTION | 135 | \$2,200 | \$1,769 |
| 11 | EYE AND OCULAR ADNEXA | 995 | \$2,392 | \$2,379 |
| | 211 MINOR OPHTHALMOLOGICAL TESTS AND PROCEDURES | 1 | \$1,240 | \$2,866 |
| | 213 LASER EYE PROCEDURES | 286 | \$755 | \$776 |
| | 214 CATARACT PROCEDURES | 635 | \$3,195 | \$2,612 |
| | 215 COMPLEX ANTERIOR SEGMENT EYE PROCEDURES | 9 | \$1,772 | \$2,595 |
| | 216 MODERATE ANTERIOR SEGMENT EYE PROCEDURES | 18 | \$1,747 | \$2,214 |
| | 217 SIMPLE ANTERIOR SEGMENT EYE PROCEDURES | 18 | \$1,669 | \$2,178 |
| | 220 STRABISMUS AND MUSCLE EYE PROCEDURES | 2 | \$3,137 | \$2,847 |
| | 221 COMPLEX REPAIR AND PLASTIC PROCEDURES OF EYE | 18 | \$2,159 | \$2,050 |
| | 222 SIMPLE REPAIR AND PLASTIC PROCEDURES OF EYE | 6 | \$1,253 | \$1,353 |
| | 223 VITRECTOMY | 2 | \$1,902 | \$4,021 |
| 12 | FACIAL, EAR, NOSE, MOUTH AND THROAT | 389 | \$1,956 | \$1,728 |
| | 234 COMPLEX FACIAL AND ENT PROCEDURES | 73 | \$2,364 | \$2,098 |
| | 235 SIMPLE FACIAL AND ENT PROCEDURES | 64 | \$1,804 | \$1,886 |
| | 236 TONSIL AND ADENOID PROCEDURES | 252 | \$1,876 | \$1,408 |

SOURCE: Utah Ambulatory Surgery Database

Utah Health Data Committee/Office of Health Care Statistics

Reportable* excludes codes in the former "Other" category and CPT blood draw codes in previous reports.

AMB ST 1-6
UTAH HOSPITAL AND FREESTANDING AMBULATORY SURGERY CENTER (FASC) UTILIZATION AND CHARGE PROFILE OF OUTPATIENT SURGERY, 2005
NUMBER OF SELECTED AMBULATORY SURGERY PATIENT VISITS BY PATIENT PROFILE

415 Davis Surgical Center

| Patient Profile | Patient Visits | | Patient Visits-All FASCs | |
|----------------------------|----------------|-------|--------------------------|------|
| | (#) | (%) | (#) | (%) |
| GENDER | | | | |
| Female | 3,166 | 59.7 | 46,953 | 55.1 |
| Male | 2,137 | 40.3 | 38,149 | 44.8 |
| Unknown | 2 | 0.0 | 39 | 0.0 |
| Not Reported | 1 | 0.0 | 44 | 0.1 |
| AGE | | | | |
| 1-28 days | 0 | 0.0 | 0 | 0.0 |
| 29-365 days | 62 | 1.2 | 594 | 0.7 |
| 1-4 years | 272 | 5.1 | 4,739 | 5.6 |
| 5-9 | 169 | 3.2 | 2,401 | 2.8 |
| 10-14 | 136 | 2.6 | 1,336 | 1.6 |
| 15-17 | 129 | 2.4 | 1,477 | 1.7 |
| 18-19 | 93 | 1.8 | 1,299 | 1.5 |
| 20-24 | 299 | 5.6 | 3,472 | 4.1 |
| 25-29 | 296 | 5.6 | 3,624 | 4.3 |
| 30-34 | 287 | 5.4 | 3,616 | 4.2 |
| 35-39 | 272 | 5.1 | 3,598 | 4.2 |
| 40-44 | 368 | 6.9 | 4,506 | 5.3 |
| 45-49 | 372 | 7.0 | 5,414 | 6.4 |
| 50-54 | 497 | 9.4 | 7,673 | 9.0 |
| 55-59 | 423 | 8.0 | 7,166 | 8.4 |
| 60-64 | 364 | 6.9 | 6,418 | 7.5 |
| 65-69 | 355 | 6.7 | 7,432 | 8.7 |
| 70-74 | 335 | 6.3 | 7,255 | 8.5 |
| 75-79 | 287 | 5.4 | 6,544 | 7.7 |
| 80-84 | 200 | 3.8 | 4,314 | 5.1 |
| 85-89 | 76 | 1.4 | 1,833 | 2.2 |
| 90 + | 13 | 0.2 | 467 | 0.5 |
| Not Reported | 1 | 0.0 | 7 | 0.0 |
| SOURCE OF ADMISSION | | | | |
| Physician Referral | 5,305 | 100.0 | 71,765 | 84.2 |
| Clinic Referral | 0 | 0.0 | 857 | 1.0 |
| HMO Referral | 0 | 0.0 | 3 | 0.0 |
| Other Hospital | 0 | 0.0 | 0 | 0.0 |
| Skilled Nursing Facility | 0 | 0.0 | 1 | 0.0 |
| Other Health Care Facility | 0 | 0.0 | 3 | 0.0 |
| Emergency Room | 0 | 0.0 | 0 | 0.0 |
| Court/Law Enforcement | 0 | 0.0 | 0 | 0.0 |
| Unknown | 0 | 0.0 | 1,361 | 1.6 |
| Not Reported | 1 | 0.0 | 11,195 | 13.1 |

(Continued)

AMB ST 1-6
UTAH HOSPITAL AND FREESTANDING AMBULATORY SURGERY CENTER (FASC) UTILIZATION AND CHARGE PROFILE OF OUTPATIENT SURGERY, 2005
NUMBER OF SELECTED AMBULATORY SURGERY PATIENT VISITS BY PATIENT PROFILE

415 Davis Surgical Center

| Patient Profile | Patient Visits | | Patient Visits-All FASCs | |
|---|----------------|------|--------------------------|------|
| | (#) | (%) | (#) | (%) |
| DISCHARGE STATUS | | | | |
| Home or Self Care | 5,063 | 95.4 | 74,273 | 87.2 |
| Another Hospital | 3 | 0.1 | 73 | 0.1 |
| Skilled Nursing Facility | 0 | 0.0 | 0 | 0.0 |
| Intermediate Care Facility | 0 | 0.0 | 0 | 0.0 |
| Another Type of Institution | 1 | 0.0 | 2 | 0.0 |
| Under Care of Home Service | 0 | 0.0 | 1 | 0.0 |
| Left Against Medical Advice | 0 | 0.0 | 0 | 0.0 |
| Under Care of Home IV Provider | 0 | 0.0 | 0 | 0.0 |
| Expired | 0 | 0.0 | 0 | 0.0 |
| Unknown | 239 | 4.5 | 10,836 | 12.7 |
| Not Reported | 0 | 0.0 | 0 | 0.0 |
| PRIMARY PAYER | | | | |
| Medicare | 1,217 | 22.9 | 26,849 | 31.5 |
| Medicaid | 347 | 6.5 | 5,633 | 6.6 |
| Other government | 301 | 5.7 | 2,207 | 2.6 |
| Blue Cross/Blue Shield | 1,018 | 19.2 | 16,389 | 19.2 |
| Other Commercial | 271 | 5.1 | 7,724 | 9.1 |
| Managed Care(HMO, PPO) | 1,802 | 34.0 | 21,754 | 25.5 |
| Self Pay | 37 | 0.7 | 1,039 | 1.2 |
| Industrial & Worker Comp | 115 | 2.2 | 2,186 | 2.6 |
| Charity and Unclassified | 0 | 0.0 | 150 | 0.2 |
| Childrens Health Insurance | 196 | 3.7 | 324 | 0.4 |
| Unknown | 0 | 0.0 | 91 | 0.1 |
| Not Reported | 2 | 0.0 | 839 | 1.0 |
| LOCAL HEALTH DISTRICT OF PATIENT RESIDENCE | | | | |
| Bear River | 49 | 0.9 | 3,935 | 4.6 |
| Central Utah | 5 | 0.1 | 1,393 | 1.6 |
| Davis County | 4,082 | 76.9 | 13,342 | 15.7 |
| Salt Lake County | 65 | 1.2 | 27,212 | 31.9 |
| Southeastern Utah | 2 | 0.0 | 782 | 0.9 |
| Southwest Utah | 3 | 0.1 | 5,072 | 6.0 |
| Summit County | 10 | 0.2 | 1,027 | 1.2 |
| Tooele County | 6 | 0.1 | 1,179 | 1.4 |
| Tri-County | 11 | 0.2 | 453 | 0.5 |
| Utah County | 20 | 0.4 | 10,349 | 12.1 |
| Wasatch County | 3 | 0.1 | 437 | 0.5 |
| Weber County | 975 | 18.4 | 15,834 | 18.6 |
| Unknown Utah | 2 | 0.0 | 36 | 0.0 |
| Outside Utah | 71 | 1.3 | 4,110 | 4.8 |
| Unknown, Not Reported | 2 | 0.0 | 24 | 0.0 |

SOURCE: Utah Ambulatory Surgery Database,
Utah Health Data Committee/Office of Health Care Statistics.

AMB ST 1-1
UTAH HOSPITAL AND FREESTANDING AMBULATORY SURGERY CENTER (FASC) UTILIZATION AND CHARGE PROFILE OF OUTPATIENT SURGERY, 2005
NUMBER OF CPT-4 AND ICD-9 REPORTABLE* PROCEDURES BY SELECTED AMBULATORY SURGERY REPORTING CATEGORY

418 Healthsouth Park City Surgical Center

| | Procedures Performed | | Procedures Performed-All FASCs | |
|--|----------------------|-------|--------------------------------|-------|
| | (#) | (%) | (#) | (%) |
| Reporting Category(ICD-9-CM CODES) | . | . | 66,156 | 100.0 |
| Mastectomy (85.0-85.99) | . | . | 1,584 | 2.4 |
| Musculoskeletal (76.0-84.99) | . | . | 11,899 | 18.0 |
| Respiratory (30.0-34.99) | . | . | 119 | 0.2 |
| Cardiovascular (35.0-39.99) | . | . | 362 | 0.5 |
| Lymphatic/Hemetic (40.0-41.99) | . | . | 141 | 0.2 |
| Digestive System (42.0-54.99) | . | . | 13,725 | 20.7 |
| Urinary (55.0-59.99) | . | . | 322 | 0.5 |
| Male Genital (60.0-64.99) | . | . | 262 | 0.4 |
| Female Genital (65.0-71.99) | . | . | 1,797 | 2.7 |
| Endocrine/Nervous (01.0-07.99) | . | . | 3,838 | 5.8 |
| Eye (08.0-16.99) | . | . | 18,120 | 27.4 |
| Ear (18.0-20.99) | . | . | 3,735 | 5.6 |
| Nose, Mouth, Pharynx (21.0-29.99) | . | . | 10,252 | 15.5 |
| Reporting Category(CPT-4 CODES) | 508 | 100.0 | 117,978 | 100.0 |
| Mastectomy (19120-19220) | 0 | 0.0 | 622 | 0.5 |
| Musculoskeletal (20000-29909) | 117 | 23.0 | 24,588 | 20.8 |
| Respiratory (30000-32999 & 39501-39599) | 16 | 3.1 | 9,814 | 8.3 |
| Cardiovascular (33010-37799 & 93501-93660) | 1 | 0.2 | 760 | 0.6 |
| Lymphatic/Hemetic (38100-38999) | 0 | 0.0 | 188 | 0.2 |
| Digestive (40490-49999) | 242 | 47.6 | 39,759 | 33.7 |
| Urinary (50010-53899) | 0 | 0.0 | 1,679 | 1.4 |
| Male Genital (54000-55899) | 0 | 0.0 | 657 | 0.6 |
| Female Genital (56405-58999) | 42 | 8.3 | 2,830 | 2.4 |
| Endocrine/Nervous (60000-64999) | 81 | 15.9 | 11,257 | 9.5 |
| Eye (65091-68899) | 7 | 1.4 | 20,646 | 17.5 |
| Ear (69000-69979) | 2 | 0.4 | 5,178 | 4.4 |

SOURCE: Utah Ambulatory Surgery Database

Utah Health Data Committee/Office of Health Care Statistics.

Reportable* excludes codes in the former "Other" category and CPT blood draw codes in previous reports.

AMB ST 1-2
UTAH HOSPITAL AND FREESTANDING AMBULATORY SURGERY CENTER (FASC) UTILIZATION AND CHARGE PROFILE OF OUTPATIENT SURGERY, 2005
MOST COMMONLY PERFORMED CPT-4 AND ICD-9 REPORTABLE* PROCEDURES

418 Healthsouth Park City Surgical Center

| ICD-9 CODE | ICD-9 DESCRIPTION | # | % | % ALL FASCs |
|------------|-------------------|---|---|-------------|
|------------|-------------------|---|---|-------------|

All ICD-9 Procedures

Does not report ICDs

| CPT-4 CODE | CPT-4 DESCRIPTION | # | % | % ALL FASCs |
|------------|-------------------|---|---|-------------|
|------------|-------------------|---|---|-------------|

| | | | | |
|----------------------|----------------------------------|-----|-------|-------|
| All CPT-4 Procedures | | 508 | 100.0 | 100.0 |
| 45380 | COLONOSCOPY FLEX; W/BX 1/MX | 107 | 21.1 | 5.73 |
| 45378 | COLONOSCOPY FLEX; DX-SEP PROC | 36 | 7.1 | 6.92 |
| 41899 | UNLIST PROC DENTOALVEOL STRUCTUR | 33 | 6.5 | 2.85 |
| 45383 | COLONOSCOPY FLEX; W/ABLAT LES | 17 | 3.3 | 0.19 |
| 45385 | COLONOSCOPY FLEX; W/REMV LES-SNA | 17 | 3.3 | 1.73 |
| 29848 | ENDO WRST SURG REL TRNS CARP LIG | 16 | 3.1 | 0.13 |
| 58563 | HYSTEROSC SURG; W/ENDOMETRIAL AB | 13 | 2.6 | 0.42 |
| 58558 | HYSTEROSCPY SURG; W/BX &/ POLYPE | 11 | 2.2 | 0.28 |
| 43239 | UGI ENDO; W/BX 1/MX | 10 | 2.0 | 5.27 |
| 63650 | PERQ IMPLANT ELECT ARRAY EPIDURA | 9 | 1.8 | 0.09 |
| 20680 | REMOVAL OF IMPLANT; DEEP | 8 | 1.6 | 0.78 |
| 57522 | CONIZA CERV W/NO D&C; LOOP ELEC | 8 | 1.6 | 0.07 |
| 62310 | INJ 1 NOT NEUROLYTIC-EPID;CERV/T | 8 | 1.6 | 0.41 |
| 64623 | DESTRUC FACET JT NRV; L/S-EA AD | 8 | 1.6 | 0.52 |
| 45381 | COLNSCP PROX SPLENC FLXR;SUBMUC | 7 | 1.4 | 0.09 |
| 58356 | ENDOMET CRYOABLAT W/ENDOMETRL CU | 7 | 1.4 | 0.01 |
| 62311 | INJ 1 NOT NEUROLYTIC-EPID; LUMB/ | 7 | 1.4 | 1.48 |
| 64484 | INJ ANES EPIDURL; LUMB/SAC-EA AD | 7 | 1.4 | 0.61 |
| 26125 | FASCECT PART PALMAR W/REL; EA AD | 6 | 1.2 | 0.02 |
| 27096 | INJ SI JNT ARTHRGRPH &/ANES/STER | 5 | 1.0 | 0.22 |

SOURCE: Utah Ambulatory Surgery Database

Utah Health Data Committee/Office of Health Care Statistics

Reportable* excludes codes in the former "Other" category and CPT4 blood draw codes in previous reports.

AMB ST 1-3

UTAH HOSPITAL AND FREESTANDING AMBULATORY SURGERY CENTER (FASC) UTILIZATION AND CHARGE PROFILE OF OUTPATIENT SURGERY, 2005
 AVERAGE TOTAL CHARGES FOR MOST COMMONLY PERFORMED CPT-4 AND ICD-9 REPORTABLE* PROCEDURES, SINGLE ICD-9 OR CPT-4 ONLY

418 Healthsouth Park City Surgical Center

| ICD-9 CODE | ICD-9 DESCRIPTION | # | AVE TOT CHRG | AVE TOT CHRG(ALL FASCs) |
|------------|-------------------|---|--------------|--------------------------|
|------------|-------------------|---|--------------|--------------------------|

ICD-9 Procedures

Does not report ICDS

| CPT-4 CODE | CPT-4 DESCRIPTION | # | AVE TOT CHRG | AVE TOT CHRG(ALL FASCs) |
|------------------|----------------------------------|-----|--------------|--------------------------|
| CPT-4 Procedures | | 323 | \$2,195 | \$1,829 |
| 45380 | COLONOSCOPY FLEX; W/BX 1/MX | 87 | \$1,288 | \$1,023 |
| 45378 | COLONOSCOPY FLEX; DX-SEP PROC | 35 | \$1,292 | \$978 |
| 41899 | UNLIST PROC DENTOALVEOL STRUCTUR | 33 | \$2,930 | \$1,992 |
| 29848 | ENDO WRST SURG REL TRNS CARP LIG | 14 | \$1,899 | \$2,124 |
| 58563 | HYSTEROSC SURG; W/ENDOMETRIAL AB | 13 | \$3,760 | \$3,149 |
| 45383 | COLONOSCOPY FLEX; W/ABLAT LES | 10 | \$1,475 | \$694 |
| 58558 | HYSTEROSCPY SURG; W/BX &/ POLYPE | 9 | \$2,653 | \$1,707 |
| 43239 | UGI ENDO; W/BX 1/MX | 7 | \$1,664 | \$1,018 |
| 57522 | CONIZA CERV W/WO D&C; LOOP ELEC | 7 | \$2,403 | \$1,582 |
| 63650 | PERQ IMPLANT ELECT ARRAY EPIDURA | 7 | \$6,263 | \$3,683 |
| 58356 | ENDOMET CRYOABLAT W/ENDOMETRL CU | 6 | \$3,327 | \$3,327 |
| 25440 | REP NONUNION SCAPHOID CARPAL BN | 4 | \$2,938 | \$2,874 |
| 26480 | TRNSF/TPLNT TEND DORSUM HND; WO | 4 | \$2,074 | \$1,937 |
| 62310 | INJ 1 NOT NEUROLYTIC-EPID;CERV/T | 4 | \$1,772 | \$694 |
| 66984 | EXTRACAPSULAR CATARACT REMV IOL | 4 | \$2,200 | \$2,592 |
| 20680 | REMOVAL OF IMPLANT; DEEP | 3 | \$2,254 | \$1,603 |
| 25111 | EXCISION OF GANGLION WRIST; PRIM | 3 | \$1,903 | \$1,777 |
| 25620 | OPEN TX DIST RADIAL FX W/WO FIX | 3 | \$5,237 | \$2,563 |
| 26540 | REPAIR COLLAT LIGAMENT MCP/IP JO | 3 | \$2,940 | \$2,432 |
| 29881 | SCOPE KNEE SURG;W/MENISCECT MED/ | 3 | \$3,806 | \$2,742 |

SOURCE: Utah Ambulatory Surgery Database

Reportable* excludes codes in the former "Other" category and CPT4 blood draw codes in previous reports.

AMB ST 1-4
UTAH HOSPITAL AND FREESTANDING AMBULATORY SURGERY CENTER (FASC) UTILIZATION AND CHARGE PROFILE OF OUTPATIENT SURGERY, 2005
PROCEDURE APG CATEGORY, PROCEDURE APG, BASED ON REPORTABLE* CPT-4 PROCEDURES

418 Healthsouth Park City Surgical Center

| Procedure APG category | | TOTAL # | TOTAL # (ALL FASCs) |
|------------------------|---|---------|---------------------|
| Procedure APG | | | |
| 01 | INTEGUMENTARY SYSTEM | 1 | 1,743 |
| | 009 COMPLEX SKIN REPAIRS INCL INTEGUMENT GRAFTS, TRANSFER & REARRANGE | 1 | 129 |
| 02 | MUSCULOSKELETAL SYSTEM | 112 | 22,851 |
| | 021 COMPLEX MUSCULOSKELETAL PROCEDURES EXCLUDING HAND AND FOOT | 9 | 2,301 |
| | 022 SIMPLE MUSCULOSKELETAL PROCEDURES EXCLUDING HAND AND FOOT | 4 | 632 |
| | 023 COMPLEX HAND AND FOOT MUSCULOSKELETAL PROCEDURES | 18 | 849 |
| | 024 SIMPLE HAND AND FOOT MUSCULOSKELETAL PROCEDURES | 33 | 5,395 |
| | 025 ARTHROSCOPY | 24 | 9,769 |
| | 030 OPEN OR PERCUTANEOUS TREATMENT OF FRACTURES | 13 | 1,212 |
| | 031 BONE OR JOINT MANIPULATION UNDER ANESTHESIA | 1 | 216 |
| | 032 BUNION PROCEDURES | 4 | 1,149 |
| | 035 ARTHROCENTESIS AND LIGAMENT OR TENDON INJECTION | 6 | 869 |
| 03 | RESPIRATORY SYSTEM | 2 | 4,466 |
| | 053 COMPLEX ENDOSCOPY OF THE UPPER AIRWAY | 2 | 4,423 |
| 04 | CARDIOVASCULAR SYSTEM | 1 | 668 |
| | 081 SECONDARY VARICOSE VEINS AND VASCULAR INJECTION | 1 | 25 |
| 06 | DIGESTIVE SYSTEM | 204 | 33,057 |
| | 114 PROCTOSIGMOIDOSCOPY WITH EXCISION OR BIOPSY | 1 | 109 |
| | 115 DIAGNOSTIC UPPER GI ENDOSCOPY OR INTUBATION | 11 | 7,909 |
| | 117 LOWER GASTROINTESTINAL ENDOSCOPY | 186 | 17,943 |
| | 119 HERNIA AND HYDROCELE PROCEDURES | 3 | 1,396 |
| | 120 COMPLEX ANAL AND RECTAL PROCEDURES | 3 | 222 |
| 09 | FEMALE GENITAL SYSTEM | 42 | 1,642 |
| | 176 COMPLEX FEMALE REPRODUCTIVE PROCEDURES | 8 | 178 |
| | 177 SIMPLE FEMALE REPRODUCTIVE PROCEDURES | 9 | 411 |
| | 179 HYSTEROSCOPY | 25 | 848 |
| 10 | NERVOUS SYSTEM | 78 | 10,825 |
| | 195 NERVOUS SYSTEM INJECTIONS, STIMULATIONS OR CRANIAL TAP | 51 | 8,220 |
| | 196 REVISION AND REMOVAL OF NEUROLOGICAL DEVICE | 6 | 38 |
| | 197 NEUROSTIMULATOR AND VENTRICULAR SHUNT IMPLANTATION | 13 | 128 |
| | 198 NERVE REPAIR AND DESTRUCTION | 8 | 2,439 |
| 11 | EYE AND OCULAR ADNEXA | 7 | 20,551 |
| | 214 CATARACT PROCEDURES | 4 | 12,253 |
| | 221 COMPLEX REPAIR AND PLASTIC PROCEDURES OF EYE | 2 | 1,823 |
| | 222 SIMPLE REPAIR AND PLASTIC PROCEDURES OF EYE | 1 | 388 |
| 12 | FACIAL, EAR, NOSE, MOUTH AND THROAT | 56 | 18,833 |
| | 234 COMPLEX FACIAL AND ENT PROCEDURES | 14 | 3,106 |
| | 235 SIMPLE FACIAL AND ENT PROCEDURES | 38 | 11,701 |
| | 236 TONSIL AND ADENOID PROCEDURES | 4 | 3,942 |
| 13 | THERAPEUTIC AND OTHER RADIOLOGICAL PROCEDURES | 3 | 344 |
| | 254 MYELOGRAPHY | 3 | 304 |

SOURCE: Utah Ambulatory Surgery Database
 Utah Health Data Committee/Office of Health Care Statistics
 Reportable* excludes codes in the former "Other" category and CPT blood draw codes in previous reports.

AMB ST 1-5
UTAH HOSPITAL AND FREESTANDING AMBULATORY SURGERY CENTER (FASC) UTILIZATION AND CHARGE PROFILE OF OUTPATIENT SURGERY, 2005
PROCEDURE APG CATEGORY, PROCEDURE APG, SINGLE APG ONLY
BASED ON REPORTABLE* CPT-4 PROCEDURES

418 Healthsouth Park City Surgical Center

| Procedure APG category | Procedure APG | TOTAL # | AVE TOT CHR | AVE TOT CHR(ALL FASCs) |
|------------------------|---|---------|-------------|-------------------------|
| 01 | INTEGUMENTARY SYSTEM | 1 | \$4,037 | \$1,328 |
| | 009 COMPLEX SKIN REPAIRS INCL INTEGUMENT GRAFTS, TRANSFER & REARRAN | 1 | \$4,037 | \$3,373 |
| 02 | MUSCULOSKELETAL SYSTEM | 64 | \$2,634 | \$2,609 |
| | 021 COMPLEX MUSCULOSKELETAL PROCEDURES EXCLUDING HAND AND FOOT | 6 | \$3,311 | \$3,178 |
| | 022 SIMPLE MUSCULOSKELETAL PROCEDURES EXCLUDING HAND AND FOOT | 2 | \$2,352 | \$2,534 |
| | 023 COMPLEX HAND AND FOOT MUSCULOSKELETAL PROCEDURES | 7 | \$2,153 | \$2,512 |
| | 024 SIMPLE HAND AND FOOT MUSCULOSKELETAL PROCEDURES | 16 | \$2,209 | \$1,799 |
| | 025 ARTHROSCOPY | 18 | \$2,320 | \$3,279 |
| | 030 OPEN OR PERCUTANEOUS TREATMENT OF FRACTURES | 13 | \$3,540 | \$2,467 |
| | 032 BUNION PROCEDURES | 1 | \$3,549 | \$2,034 |
| | 035 ARTHROCENTESIS AND LIGAMENT OR TENDON INJECTION | 1 | \$2,272 | \$656 |
| 04 | CARDIOVASCULAR SYSTEM | 1 | \$5,634 | \$1,547 |
| | 081 SECONDARY VARICOSE VEINS AND VASCULAR INJECTION | 1 | \$5,634 | \$1,576 |
| 06 | DIGESTIVE SYSTEM | 149 | \$1,359 | \$1,225 |
| | 114 PROCTOSIGMOIDOSCOPY WITH EXCISION OR BIOPSY | 1 | \$1,008 | \$607 |
| | 115 DIAGNOSTIC UPPER GI ENDOSCOPY OR INTUBATION | 7 | \$1,664 | \$948 |
| | 117 LOWER GASTROINTESTINAL ENDOSCOPY | 137 | \$1,315 | \$1,007 |
| | 119 HERNIA AND HYDROCELE PROCEDURES | 1 | \$4,635 | \$2,089 |
| | 120 COMPLEX ANAL AND RECTAL PROCEDURES | 3 | \$1,696 | \$1,165 |
| 09 | FEMALE GENITAL SYSTEM | 38 | \$3,006 | \$2,168 |
| | 176 COMPLEX FEMALE REPRODUCTIVE PROCEDURES | 7 | \$3,132 | \$2,417 |
| | 177 SIMPLE FEMALE REPRODUCTIVE PROCEDURES | 8 | \$2,261 | \$1,427 |
| | 179 HYSTEROSCOPY | 23 | \$3,227 | \$2,593 |
| 10 | NERVOUS SYSTEM | 16 | \$3,936 | \$1,048 |
| | 195 NERVOUS SYSTEM INJECTIONS, STIMULATIONS OR CRANIAL TAP | 6 | \$1,748 | \$701 |
| | 196 REVISION AND REMOVAL OF NEUROLOGICAL DEVICE | 2 | \$3,006 | \$2,277 |
| | 197 NEUROSTIMULATOR AND VENTRICULAR SHUNT IMPLANTATION | 7 | \$6,263 | \$3,849 |
| | 198 NERVE REPAIR AND DESTRUCTION | 1 | \$2,630 | \$1,769 |
| 11 | EYE AND OCULAR ADNEXA | 7 | \$2,706 | \$2,379 |
| | 214 CATARACT PROCEDURES | 4 | \$2,200 | \$2,612 |
| | 221 COMPLEX REPAIR AND PLASTIC PROCEDURES OF EYE | 2 | \$4,747 | \$2,050 |
| | 222 SIMPLE REPAIR AND PLASTIC PROCEDURES OF EYE | 1 | \$650 | \$1,353 |
| 12 | FACIAL, EAR, NOSE, MOUTH AND THROAT | 46 | \$2,821 | \$1,728 |
| | 234 COMPLEX FACIAL AND ENT PROCEDURES | 6 | \$2,364 | \$2,098 |
| | 235 SIMPLE FACIAL AND ENT PROCEDURES | 36 | \$2,966 | \$1,886 |
| | 236 TONSIL AND ADENOID PROCEDURES | 4 | \$2,209 | \$1,408 |

SOURCE: Utah Ambulatory Surgery Database
Utah Health Data Committee/Office of Health Care Statistics
Reportable* excludes codes in the former "Other" category and CPT blood draw codes in previous reports.

AMB ST 1-6
UTAH HOSPITAL AND FREESTANDING AMBULATORY SURGERY CENTER (FASC) UTILIZATION AND CHARGE PROFILE OF OUTPATIENT SURGERY, 2005
NUMBER OF SELECTED AMBULATORY SURGERY PATIENT VISITS BY PATIENT PROFILE

418 Healthsouth Park City Surgical Center

| Patient Profile | Patient Visits | | Patient Visits-All FASCs | |
|----------------------------|----------------|-------|--------------------------|------|
| | (#) | (%) | (#) | (%) |
| GENDER | | | | |
| Female | 230 | 57.9 | 46,953 | 55.1 |
| Male | 167 | 42.1 | 38,149 | 44.8 |
| Unknown | 0 | 0.0 | 39 | 0.0 |
| Not Reported | 0 | 0.0 | 44 | 0.1 |
| AGE | | | | |
| 1-28 days | 0 | 0.0 | 0 | 0.0 |
| 29-365 days | 1 | 0.3 | 594 | 0.7 |
| 1-4 years | 20 | 5.0 | 4,739 | 5.6 |
| 5-9 | 14 | 3.5 | 2,401 | 2.8 |
| 10-14 | 3 | 0.8 | 1,336 | 1.6 |
| 15-17 | 5 | 1.3 | 1,477 | 1.7 |
| 18-19 | 7 | 1.8 | 1,299 | 1.5 |
| 20-24 | 5 | 1.3 | 3,472 | 4.1 |
| 25-29 | 9 | 2.3 | 3,624 | 4.3 |
| 30-34 | 26 | 6.5 | 3,616 | 4.2 |
| 35-39 | 18 | 4.5 | 3,598 | 4.2 |
| 40-44 | 41 | 10.3 | 4,506 | 5.3 |
| 45-49 | 47 | 11.8 | 5,414 | 6.4 |
| 50-54 | 69 | 17.4 | 7,673 | 9.0 |
| 55-59 | 50 | 12.6 | 7,166 | 8.4 |
| 60-64 | 34 | 8.6 | 6,418 | 7.5 |
| 65-69 | 20 | 5.0 | 7,432 | 8.7 |
| 70-74 | 11 | 2.8 | 7,255 | 8.5 |
| 75-79 | 13 | 3.3 | 6,544 | 7.7 |
| 80-84 | 2 | 0.5 | 4,314 | 5.1 |
| 85-89 | 1 | 0.3 | 1,833 | 2.2 |
| 90 + | 1 | 0.3 | 467 | 0.5 |
| Not Reported | 0 | 0.0 | 7 | 0.0 |
| SOURCE OF ADMISSION | | | | |
| Physician Referral | 397 | 100.0 | 71,765 | 84.2 |
| Clinic Referral | 0 | 0.0 | 857 | 1.0 |
| HMO Referral | 0 | 0.0 | 3 | 0.0 |
| Other Hospital | 0 | 0.0 | 0 | 0.0 |
| Skilled Nursing Facility | 0 | 0.0 | 1 | 0.0 |
| Other Health Care Facility | 0 | 0.0 | 3 | 0.0 |
| Emergency Room | 0 | 0.0 | 0 | 0.0 |
| Court/Law Enforcement | 0 | 0.0 | 0 | 0.0 |
| Unknown | 0 | 0.0 | 1,361 | 1.6 |
| Not Reported | 0 | 0.0 | 11,195 | 13.1 |

(Continued)

AMB ST 1-6
UTAH HOSPITAL AND FREESTANDING AMBULATORY SURGERY CENTER (FASC) UTILIZATION AND CHARGE PROFILE OF OUTPATIENT SURGERY, 2005
NUMBER OF SELECTED AMBULATORY SURGERY PATIENT VISITS BY PATIENT PROFILE

418 Healthsouth Park City Surgical Center

| Patient Profile | Patient Visits | | Patient Visits-All FASCs | |
|---|----------------|-------|--------------------------|------|
| | (#) | (%) | (#) | (%) |
| DISCHARGE STATUS | | | | |
| Home or Self Care | 397 | 100.0 | 74,273 | 87.2 |
| Another Hospital | 0 | 0.0 | 73 | 0.1 |
| Skilled Nursing Facility | 0 | 0.0 | 0 | 0.0 |
| Intermediate Care Facility | 0 | 0.0 | 0 | 0.0 |
| Another Type of Institution | 0 | 0.0 | 2 | 0.0 |
| Under Care of Home Service | 0 | 0.0 | 1 | 0.0 |
| Left Against Medical Advice | 0 | 0.0 | 0 | 0.0 |
| Under Care of Home IV Provider | 0 | 0.0 | 0 | 0.0 |
| Expired | 0 | 0.0 | 0 | 0.0 |
| Unknown | 0 | 0.0 | 10,836 | 12.7 |
| Not Reported | 0 | 0.0 | 0 | 0.0 |
| PRIMARY PAYER | | | | |
| Medicare | 52 | 13.1 | 26,849 | 31.5 |
| Medicaid | 30 | 7.6 | 5,633 | 6.6 |
| Other government | 3 | 0.8 | 2,207 | 2.6 |
| Blue Cross/Blue Shield | 123 | 31.0 | 16,389 | 19.2 |
| Other Commercial | 54 | 13.6 | 7,724 | 9.1 |
| Managed Care(HMO, PPO) | 118 | 29.7 | 21,754 | 25.5 |
| Self Pay | 0 | 0.0 | 1,039 | 1.2 |
| Industrial & Worker Comp | 9 | 2.3 | 2,186 | 2.6 |
| Charity and Unclassified | 6 | 1.5 | 150 | 0.2 |
| Childrens Health Insurance | 2 | 0.5 | 324 | 0.4 |
| Unknown | 0 | 0.0 | 91 | 0.1 |
| Not Reported | 0 | 0.0 | 839 | 1.0 |
| LOCAL HEALTH DISTRICT OF PATIENT RESIDENCE | | | | |
| Bear River | 0 | 0.0 | 3,935 | 4.6 |
| Central Utah | 2 | 0.5 | 1,393 | 1.6 |
| Davis County | 3 | 0.8 | 13,342 | 15.7 |
| Salt Lake County | 46 | 11.6 | 27,212 | 31.9 |
| Southeastern Utah | 2 | 0.5 | 782 | 0.9 |
| Southwest Utah | 0 | 0.0 | 5,072 | 6.0 |
| Summit County | 258 | 65.0 | 1,027 | 1.2 |
| Tooele County | 0 | 0.0 | 1,179 | 1.4 |
| Tri-County | 5 | 1.3 | 453 | 0.5 |
| Utah County | 2 | 0.5 | 10,349 | 12.1 |
| Wasatch County | 51 | 12.8 | 437 | 0.5 |
| Weber County | 2 | 0.5 | 15,834 | 18.6 |
| Unknown Utah | 1 | 0.3 | 36 | 0.0 |
| Outside Utah | 25 | 6.3 | 4,110 | 4.8 |
| Unknown, Not Reported | 0 | 0.0 | 24 | 0.0 |

SOURCE: Utah Ambulatory Surgery Database,
Utah Health Data Committee/Office of Health Care Statistics.

AMB ST 1-1
UTAH HOSPITAL AND FREESTANDING AMBULATORY SURGERY CENTER (FASC) UTILIZATION AND CHARGE PROFILE OF OUTPATIENT SURGERY, 2005
NUMBER OF CPT-4 AND ICD-9 REPORTABLE* PROCEDURES BY SELECTED AMBULATORY SURGERY REPORTING CATEGORY

405 Healthsouth Provo Surgical Center

| | Procedures Performed | | Procedures Performed-All FASCs | |
|--|----------------------|-------|--------------------------------|-------|
| | (#) | (%) | (#) | (%) |
| Reporting Category(ICD-9-CM CODES) | . | . | 66,156 | 100.0 |
| Mastectomy (85.0-85.99) | . | . | 1,584 | 2.4 |
| Musculoskeletal (76.0-84.99) | . | . | 11,899 | 18.0 |
| Respiratory (30.0-34.99) | . | . | 119 | 0.2 |
| Cardiovascular (35.0-39.99) | . | . | 362 | 0.5 |
| Lymphatic/Hemetic (40.0-41.99) | . | . | 141 | 0.2 |
| Digestive System (42.0-54.99) | . | . | 13,725 | 20.7 |
| Urinary (55.0-59.99) | . | . | 322 | 0.5 |
| Male Genital (60.0-64.99) | . | . | 262 | 0.4 |
| Female Genital (65.0-71.99) | . | . | 1,797 | 2.7 |
| Endocrine/Nervous (01.0-07.99) | . | . | 3,838 | 5.8 |
| Eye (08.0-16.99) | . | . | 18,120 | 27.4 |
| Ear (18.0-20.99) | . | . | 3,735 | 5.6 |
| Nose, Mouth, Pharynx (21.0-29.99) | . | . | 10,252 | 15.5 |
| Reporting Category(CPT-4 CODES) | 1,963 | 100.0 | 117,978 | 100.0 |
| Mastectomy (19120-19220) | 0 | 0.0 | 622 | 0.5 |
| Musculoskeletal (20000-29909) | 492 | 25.1 | 24,588 | 20.8 |
| Respiratory (30000-32999 & 39501-39599) | 178 | 9.1 | 9,814 | 8.3 |
| Cardiovascular (33010-37799 & 93501-93660) | 13 | 0.7 | 760 | 0.6 |
| Lymphatic/Hemetic (38100-38999) | 3 | 0.2 | 188 | 0.2 |
| Digestive (40490-49999) | 1,012 | 51.6 | 39,759 | 33.7 |
| Urinary (50010-53899) | 0 | 0.0 | 1,679 | 1.4 |
| Male Genital (54000-55899) | 2 | 0.1 | 657 | 0.6 |
| Female Genital (56405-58999) | 9 | 0.5 | 2,830 | 2.4 |
| Endocrine/Nervous (60000-64999) | 45 | 2.3 | 11,257 | 9.5 |
| Eye (65091-68899) | 132 | 6.7 | 20,646 | 17.5 |
| Ear (69000-69979) | 77 | 3.9 | 5,178 | 4.4 |

SOURCE: Utah Ambulatory Surgery Database

Utah Health Data Committee/Office of Health Care Statistics.

Reportable* excludes codes in the former "Other" category and CPT blood draw codes in previous reports.

AMB ST 1-2
UTAH HOSPITAL AND FREESTANDING AMBULATORY SURGERY CENTER (FASC) UTILIZATION AND CHARGE PROFILE OF OUTPATIENT SURGERY, 2005
MOST COMMONLY PERFORMED CPT-4 AND ICD-9 REPORTABLE* PROCEDURES

405 Healthsouth Provo Surgical Center

| ICD-9 CODE | ICD-9 DESCRIPTION | # | % | % ALL FASCs |
|----------------------|-------------------|---|---|-------------|
| All ICD-9 Procedures | | | | |
| Does not report ICDs | | | | |

| CPT-4 CODE | CPT-4 DESCRIPTION | # | % | % ALL FASCs |
|----------------------|----------------------------------|-------|-------|-------------|
| All CPT-4 Procedures | | | | |
| 41899 | UNLIST PROC DENTOALVEOL STRUCTUR | 1,963 | 100.0 | 100.0 |
| 66984 | EXTRACAPSULAR CATARACT REMV IOL | 781 | 39.8 | 2.85 |
| 28285 | CORRECTION HAMMERTOES | 117 | 6.0 | 10.00 |
| 43659 | UNLISTED LAPAROSCOPY PROC STOMAC | 78 | 4.0 | 0.83 |
| 21299 | UNLISTED CRANIOFCE&MAXILLOFCE PR | 60 | 3.1 | 0.19 |
| 69436 | TYMPANOSTOMY GENERAL ANESTHESIA | 53 | 2.7 | 0.06 |
| 42820 | T&A; UNDER AGE 12 | 51 | 2.6 | 3.73 |
| 40819 | EXCISION OF FRENUM LABIAL OR BUC | 44 | 2.2 | 1.47 |
| 30140 | SUBMUCOS RES TURBINATE PART/CMPL | 41 | 2.1 | 0.04 |
| 30520 | SEPTOPLASTY/SUBMUCOS RES W/GFT | 37 | 1.9 | 2.13 |
| 30410 | RHINO PRIM; CMPLT EXTERNAL PARTS | 33 | 1.7 | 1.40 |
| 42821 | T&A; AGE 12 OR OVER | 30 | 1.5 | 0.54 |
| 28296 | HALLUX VALGUS; W/METATARSAL OSTE | 25 | 1.3 | 0.42 |
| 31267 | NASL/SINUS ENDO; W/TISS REMV MAX | 19 | 1.0 | 0.90 |
| 64721 | NEUROPLASTY; MEDIAN CARPAL TUNNE | 17 | 0.9 | 1.23 |
| 31255 | NASAL/SINUS ENDO; W/TOT ETHMOECT | 16 | 0.8 | 1.01 |
| 42826 | TONSILLECTOMY PRIM/SEC; AGE 12/O | 16 | 0.8 | 0.74 |
| 20680 | REMOVAL OF IMPLANT; DEEP | 15 | 0.8 | 0.78 |
| 28080 | EXC INTERDIGTL NEUROMA SINGLE EA | 15 | 0.8 | 0.29 |
| 28119 | OSTEC CALCAN; SPUR W/WO PLANTAR | 13 | 0.7 | 0.13 |

SOURCE: Utah Ambulatory Surgery Database

Utah Health Data Committee/Office of Health Care Statistics

Reportable* excludes codes in the former "Other" category and CPT4 blood draw codes in previous reports.

AMB ST 1-3

UTAH HOSPITAL AND FREESTANDING AMBULATORY SURGERY CENTER (FASC) UTILIZATION AND CHARGE PROFILE OF OUTPATIENT SURGERY, 2005
 AVERAGE TOTAL CHARGES FOR MOST COMMONLY PERFORMED CPT-4 AND ICD-9 REPORTABLE* PROCEDURES, SINGLE ICD-9 OR CPT-4 ONLY

405 Healthsouth Provo Surgical Center

| ICD-9 CODE | ICD-9 DESCRIPTION | # | AVE TOT CHRG | AVE TOT CHRG(ALL FASCs) |
|------------|-------------------|---|--------------|--------------------------|
|------------|-------------------|---|--------------|--------------------------|

ICD-9 Procedures

Does not report ICDS

| CPT-4 CODE | CPT-4 DESCRIPTION | # | AVE TOT CHRG | AVE TOT CHRG(ALL FASCs) |
|------------|-------------------|---|--------------|--------------------------|
|------------|-------------------|---|--------------|--------------------------|

| | | | | |
|------------------|----------------------------------|-------|---------|---------|
| CPT-4 Procedures | | 1,366 | \$2,096 | \$1,829 |
| 41899 | UNLIST PROC DENTOALVEOL STRUCTUR | 733 | \$2,022 | \$1,992 |
| 66984 | EXTRACAPSULAR CATARACT REMV IOL | 116 | \$2,203 | \$2,592 |
| 43659 | UNLISTED LAPAROSCOPY PROC STOMAC | 54 | \$7,354 | \$6,531 |
| 21299 | UNLISTED CRANIOFCE&MAXILLOFCE PR | 51 | \$2,043 | \$1,772 |
| 42820 | T&A; UNDER AGE 12 | 32 | \$1,310 | \$1,432 |
| 42821 | T&A; AGE 12 OR OVER | 29 | \$1,312 | \$1,366 |
| 30410 | RHINO PRIM; CMLPT EXTERNAL PARTS | 25 | \$1,159 | \$1,685 |
| 69436 | TYMPANOSTOMY GENERAL ANESTHESIA | 23 | \$1,143 | \$1,368 |
| 28285 | CORRECTION HAMMERTOES | 18 | \$1,271 | \$1,716 |
| 64721 | NEUROPLASTY; MEDIAN CARPAL TUNNE | 16 | \$1,461 | \$1,668 |
| 28296 | HALLUX VALGUS; W/METATARSAL OSTE | 15 | \$2,375 | \$2,184 |
| 42826 | TONSILLECTOMY PRIM/SEC; AGE 12/O | 15 | \$1,311 | \$1,419 |
| 26418 | REPR EXT TEND FNDR PRIM/SEC;W/O | 9 | \$1,381 | \$1,831 |
| 28119 | OSTEC CALCAN; SPUR W/WO PLANTAR | 9 | \$1,782 | \$2,075 |
| 29848 | ENDO WRST SURG REL TRNS CARP LIG | 8 | \$2,094 | \$2,124 |
| 69631 | TYMP NO MASTOIDEA; NO OSSICUL CH | 8 | \$1,793 | \$2,328 |
| 28080 | EXC INTERDIGTL NEUROMA SINGLE EA | 7 | \$1,600 | \$1,766 |
| 30420 | RHINO PRIM; INCL MAJ SEPTAL REPA | 7 | \$1,006 | \$2,265 |
| 21320 | CLOS TX NASL BONE FRACTURE; W/ST | 6 | \$1,158 | \$1,389 |
| 28008 | FASCIOTOMY FOOT AND/OR TOE | 6 | \$1,500 | \$1,812 |

SOURCE: Utah Ambulatory Surgery Database

Reportable* excludes codes in the former "Other" category and CPT4 blood draw codes in previous reports.

AMB ST 1-4
UTAH HOSPITAL AND FREESTANDING AMBULATORY SURGERY CENTER (FASC) UTILIZATION AND CHARGE PROFILE OF OUTPATIENT SURGERY, 2005
PROCEDURE APG CATEGORY, PROCEDURE APG, BASED ON REPORTABLE* CPT-4 PROCEDURES

405 Healthsouth Provo Surgical Center

| Procedure APG category | | TOTAL # | TOTAL # (ALL FASCs) |
|------------------------|---|---------|---------------------|
| Procedure APG | | | |
| 01 | INTEGUMENTARY SYSTEM | 24 | 1,743 |
| | 003 COMPLEX INCISION AND DRAINAGE | 3 | 26 |
| | 006 SIMPLE DEBRIDEMENT AND DESTRUCTION | 1 | 23 |
| | 007 COMPLEX EXCISION, BIOPSY AND DEBRIDEMENT | 9 | 359 |
| | 008 SIMPLE EXCISION AND BIOPSY | 5 | 551 |
| | 009 COMPLEX SKIN REPAIRS INCL INTEGUMENT GRAFTS, TRANSFER & REARRANGE | 6 | 129 |
| 02 | MUSCULOSKELETAL SYSTEM | 390 | 22,851 |
| | 021 COMPLEX MUSCULOSKELETAL PROCEDURES EXCLUDING HAND AND FOOT | 10 | 2,301 |
| | 022 SIMPLE MUSCULOSKELETAL PROCEDURES EXCLUDING HAND AND FOOT | 2 | 632 |
| | 023 COMPLEX HAND AND FOOT MUSCULOSKELETAL PROCEDURES | 31 | 849 |
| | 024 SIMPLE HAND AND FOOT MUSCULOSKELETAL PROCEDURES | 240 | 5,395 |
| | 025 ARTHROSCOPY | 16 | 9,769 |
| | 028 CLOSED TREATMENT FX & DISLOCATION OF FINGER, TOE & TRUNK | 5 | 14 |
| | 029 CLOSED TREATMENT FX & DISLOCATION EXC FINGER, TOE & TRUNK | 1 | 117 |
| | 030 OPEN OR PERCUTANEOUS TREATMENT OF FRACTURES | 34 | 1,212 |
| | 032 BUNION PROCEDURES | 50 | 1,149 |
| | 034 HAND AND FOOT TENOTOMY | 1 | 110 |
| 03 | RESPIRATORY SYSTEM | 42 | 4,466 |
| | 053 COMPLEX ENDOSCOPY OF THE UPPER AIRWAY | 42 | 4,423 |
| 04 | CARDIOVASCULAR SYSTEM | 13 | 668 |
| | 077 ANGIOPLASTY AND TRANSCATHETER PROCEDURES | 9 | 234 |
| | 081 SECONDARY VARICOSE VEINS AND VASCULAR INJECTION | 1 | 25 |
| | 082 VASCULAR LIGATION | 3 | 381 |
| 05 | HEMATOLOGIC, LYMPHATIC, AND ENDOCRINE | 3 | 217 |
| | 095 DEEP LYMPH STRUCTURE AND THYROID PROCEDURES | 3 | 217 |
| 06 | DIGESTIVE SYSTEM | 79 | 33,057 |
| | 119 HERNIA AND HYDROCELE PROCEDURES | 12 | 1,396 |
| | 122 MISCELLANEOUS ABDOMINAL PROCEDURES | 1 | 29 |
| | 123 COMPLEX LAPAROSCOPIC PROCEDURES | 6 | 2,024 |
| | 124 SIMPLE LAPAROSCOPIC PROCEDURES | 60 | 233 |
| 08 | MALE GENITAL SYSTEM | 2 | 588 |
| | 151 TESTICULAR AND EPIDIDYMAL PROCEDURES | 2 | 404 |
| 09 | FEMALE GENITAL SYSTEM | 7 | 1,642 |
| | 176 COMPLEX FEMALE REPRODUCTIVE PROCEDURES | 7 | 178 |
| 10 | NERVOUS SYSTEM | 53 | 10,825 |
| | 195 NERVOUS SYSTEM INJECTIONS, STIMULATIONS OR CRANIAL TAP | 1 | 8,220 |
| | 198 NERVE REPAIR AND DESTRUCTION | 52 | 2,439 |
| 11 | EYE AND OCULAR ADNEXA | 132 | 20,551 |
| | 214 CATARACT PROCEDURES | 120 | 12,253 |
| | 216 MODERATE ANTERIOR SEGMENT EYE PROCEDURES | 3 | 809 |
| | 221 COMPLEX REPAIR AND PLASTIC PROCEDURES OF EYE | 7 | 1,823 |
| | 223 VITRECTOMY | 2 | 570 |
| 12 | FACIAL, EAR, NOSE, MOUTH AND THROAT | 1,214 | 18,833 |
| | 234 COMPLEX FACIAL AND ENT PROCEDURES | 110 | 3,106 |
| | 235 SIMPLE FACIAL AND ENT PROCEDURES | 1,006 | 11,701 |

SOURCE: Utah Ambulatory Surgery Database

Utah Health Data Committee/Office of Health Care Statistics

Reportable* excludes codes in the former "Other" category and CPT blood draw codes in previous reports.

AMB ST 1-5
UTAH HOSPITAL AND FREESTANDING AMBULATORY SURGERY CENTER (FASC) UTILIZATION AND CHARGE PROFILE OF OUTPATIENT SURGERY, 2005
PROCEDURE APG CATEGORY, PROCEDURE APG, SINGLE APG ONLY
BASED ON REPORTABLE* CPT-4 PROCEDURES

405 Healthsouth Provo Surgical Center

| Procedure APG category | Procedure APG | TOTAL # | AVE TOT CHR | AVE TOT CHR(ALL FASCs) |
|------------------------|--|---------|-------------|-------------------------|
| 01 | INTEGUMENTARY SYSTEM | 12 | \$1,308 | \$1,328 |
| | 003 COMPLEX INCISION AND DRAINAGE | 1 | \$650 | \$1,219 |
| | 006 SIMPLE DEBRIDEMENT AND DESTRUCTION | 1 | \$450 | \$1,374 |
| | 007 COMPLEX EXCISION, BIOPSY AND DEBRIDEMENT | 8 | \$1,543 | \$1,419 |
| | 008 SIMPLE EXCISION AND BIOPSY | 2 | \$1,125 | \$1,377 |
| 02 | MUSCULOSKELETAL SYSTEM | 159 | \$1,752 | \$2,609 |
| | 021 COMPLEX MUSCULOSKELETAL PROCEDURES EXCLUDING HAND AND FOOT | 2 | \$2,334 | \$3,178 |
| | 022 SIMPLE MUSCULOSKELETAL PROCEDURES EXCLUDING HAND AND FOOT | 2 | \$1,525 | \$2,534 |
| | 023 COMPLEX HAND AND FOOT MUSCULOSKELETAL PROCEDURES | 7 | \$2,385 | \$2,512 |
| | 024 SIMPLE HAND AND FOOT MUSCULOSKELETAL PROCEDURES | 90 | \$1,592 | \$1,799 |
| | 025 ARTHROSCOPY | 9 | \$2,122 | \$3,279 |
| | 028 CLOSED TREATMENT FX & DISLOCATION OF FINGER, TOE & TRUNK | 4 | \$1,320 | \$1,606 |
| | 029 CLOSED TREATMENT FX & DISLOCATION EXC FINGER, TOE & TRUNK | 1 | \$398 | \$1,401 |
| | 030 OPEN OR PERCUTANEOUS TREATMENT OF FRACTURES | 21 | \$1,642 | \$2,467 |
| | 032 BUNION PROCEDURES | 23 | \$2,246 | \$2,034 |
| 03 | RESPIRATORY SYSTEM | 2 | \$1,000 | \$1,524 |
| | 053 COMPLEX ENDOSCOPY OF THE UPPER AIRWAY | 2 | \$1,000 | \$1,558 |
| 04 | CARDIOVASCULAR SYSTEM | 2 | \$1,630 | \$1,547 |
| | 077 ANGIOPLASTY AND TRANSCATHETER PROCEDURES | 1 | \$1,200 | \$1,835 |
| | 082 VASCULAR LIGATION | 1 | \$2,060 | \$1,337 |
| 05 | HEMATOLOGIC, LYMPHATIC, AND ENDOCRINE | 2 | \$1,336 | \$1,753 |
| | 095 DEEP LYMPH STRUCTURE AND THYROID PROCEDURES | 2 | \$1,336 | \$1,753 |
| 06 | DIGESTIVE SYSTEM | 62 | \$6,722 | \$1,225 |
| | 119 HERNIA AND HYDROCELE PROCEDURES | 6 | \$2,810 | \$2,089 |
| | 122 MISCELLANEOUS ABDOMINAL PROCEDURES | 1 | \$535 | \$1,206 |
| | 123 COMPLEX LAPAROSCOPIC PROCEDURES | 1 | \$2,229 | \$3,381 |
| | 124 SIMPLE LAPAROSCOPIC PROCEDURES | 54 | \$7,354 | \$6,509 |
| 08 | MALE GENITAL SYSTEM | 1 | \$1,600 | \$1,856 |
| | 151 TESTICULAR AND EPIDIDYMAL PROCEDURES | 1 | \$1,600 | \$2,108 |
| 09 | FEMALE GENITAL SYSTEM | 5 | \$2,079 | \$2,168 |
| | 176 COMPLEX FEMALE REPRODUCTIVE PROCEDURES | 5 | \$2,079 | \$2,417 |
| 10 | NERVOUS SYSTEM | 27 | \$1,577 | \$1,048 |
| | 195 NERVOUS SYSTEM INJECTIONS, STIMULATIONS OR CRANIAL TAP | 1 | \$350 | \$701 |
| | 198 NERVE REPAIR AND DESTRUCTION | 26 | \$1,624 | \$1,769 |
| 11 | EYE AND OCULAR ADNEXA | 125 | \$2,179 | \$2,379 |
| | 214 CATARACT PROCEDURES | 118 | \$2,191 | \$2,612 |
| | 216 MODERATE ANTERIOR SEGMENT EYE PROCEDURES | 3 | \$1,300 | \$2,214 |
| | 221 COMPLEX REPAIR AND PLASTIC PROCEDURES OF EYE | 4 | \$2,488 | \$2,050 |
| 12 | FACIAL, EAR, NOSE, MOUTH AND THROAT | 966 | \$1,875 | \$1,728 |
| | 234 COMPLEX FACIAL AND ENT PROCEDURES | 62 | \$1,234 | \$2,098 |
| | 235 SIMPLE FACIAL AND ENT PROCEDURES | 824 | \$1,978 | \$1,886 |
| | 236 TONSIL AND ADENOID PROCEDURES | 80 | \$1,305 | \$1,408 |

SOURCE: Utah Ambulatory Surgery Database

Utah Health Data Committee/Office of Health Care Statistics

Reportable* excludes codes in the former "Other" category and CPT blood draw codes in previous reports.

AMB ST 1-6
UTAH HOSPITAL AND FREESTANDING AMBULATORY SURGERY CENTER (FASC) UTILIZATION AND CHARGE PROFILE OF OUTPATIENT SURGERY, 2005
NUMBER OF SELECTED AMBULATORY SURGERY PATIENT VISITS BY PATIENT PROFILE

405 Healthsouth Provo Surgical Center

| Patient Profile | Patient Visits | | Patient Visits-All FASCs | |
|----------------------------|----------------|-------|--------------------------|------|
| | (#) | (%) | (#) | (%) |
| GENDER | | | | |
| Female | 855 | 53.1 | 46,953 | 55.1 |
| Male | 745 | 46.2 | 38,149 | 44.8 |
| Unknown | 11 | 0.7 | 39 | 0.0 |
| Not Reported | 0 | 0.0 | 44 | 0.1 |
| AGE | | | | |
| 1-28 days | 0 | 0.0 | 0 | 0.0 |
| 29-365 days | 7 | 0.4 | 594 | 0.7 |
| 1-4 years | 654 | 40.6 | 4,739 | 5.6 |
| 5-9 | 204 | 12.7 | 2,401 | 2.8 |
| 10-14 | 45 | 2.8 | 1,336 | 1.6 |
| 15-17 | 34 | 2.1 | 1,477 | 1.7 |
| 18-19 | 39 | 2.4 | 1,299 | 1.5 |
| 20-24 | 74 | 4.6 | 3,472 | 4.1 |
| 25-29 | 55 | 3.4 | 3,624 | 4.3 |
| 30-34 | 47 | 2.9 | 3,616 | 4.2 |
| 35-39 | 46 | 2.9 | 3,598 | 4.2 |
| 40-44 | 36 | 2.2 | 4,506 | 5.3 |
| 45-49 | 49 | 3.0 | 5,414 | 6.4 |
| 50-54 | 50 | 3.1 | 7,673 | 9.0 |
| 55-59 | 44 | 2.7 | 7,166 | 8.4 |
| 60-64 | 39 | 2.4 | 6,418 | 7.5 |
| 65-69 | 52 | 3.2 | 7,432 | 8.7 |
| 70-74 | 49 | 3.0 | 7,255 | 8.5 |
| 75-79 | 32 | 2.0 | 6,544 | 7.7 |
| 80-84 | 33 | 2.0 | 4,314 | 5.1 |
| 85-89 | 17 | 1.1 | 1,833 | 2.2 |
| 90 + | 5 | 0.3 | 467 | 0.5 |
| Not Reported | 0 | 0.0 | 7 | 0.0 |
| SOURCE OF ADMISSION | | | | |
| Physician Referral | 1,611 | 100.0 | 71,765 | 84.2 |
| Clinic Referral | 0 | 0.0 | 857 | 1.0 |
| HMO Referral | 0 | 0.0 | 3 | 0.0 |
| Other Hospital | 0 | 0.0 | 0 | 0.0 |
| Skilled Nursing Facility | 0 | 0.0 | 1 | 0.0 |
| Other Health Care Facility | 0 | 0.0 | 3 | 0.0 |
| Emergency Room | 0 | 0.0 | 0 | 0.0 |
| Court/Law Enforcement | 0 | 0.0 | 0 | 0.0 |
| Unknown | 0 | 0.0 | 1,361 | 1.6 |
| Not Reported | 0 | 0.0 | 11,195 | 13.1 |

(Continued)

AMB ST 1-6
UTAH HOSPITAL AND FREESTANDING AMBULATORY SURGERY CENTER (FASC) UTILIZATION AND CHARGE PROFILE OF OUTPATIENT SURGERY, 2005
NUMBER OF SELECTED AMBULATORY SURGERY PATIENT VISITS BY PATIENT PROFILE

405 Healthsouth Provo Surgical Center

| Patient Profile | Patient Visits | | Patient Visits-All FASCs | |
|---|----------------|-------|--------------------------|------|
| | (#) | (%) | (#) | (%) |
| DISCHARGE STATUS | | | | |
| Home or Self Care | 1,611 | 100.0 | 74,273 | 87.2 |
| Another Hospital | 0 | 0.0 | 73 | 0.1 |
| Skilled Nursing Facility | 0 | 0.0 | 0 | 0.0 |
| Intermediate Care Facility | 0 | 0.0 | 0 | 0.0 |
| Another Type of Institution | 0 | 0.0 | 2 | 0.0 |
| Under Care of Home Service | 0 | 0.0 | 1 | 0.0 |
| Left Against Medical Advice | 0 | 0.0 | 0 | 0.0 |
| Under Care of Home IV Provider | 0 | 0.0 | 0 | 0.0 |
| Expired | 0 | 0.0 | 0 | 0.0 |
| Unknown | 0 | 0.0 | 10,836 | 12.7 |
| Not Reported | 0 | 0.0 | 0 | 0.0 |
| PRIMARY PAYER | | | | |
| Medicare | 200 | 12.4 | 26,849 | 31.5 |
| Medicaid | 634 | 39.4 | 5,633 | 6.6 |
| Other government | 14 | 0.9 | 2,207 | 2.6 |
| Blue Cross/Blue Shield | 214 | 13.3 | 16,389 | 19.2 |
| Other Commercial | 141 | 8.8 | 7,724 | 9.1 |
| Managed Care(HMO, PPO) | 260 | 16.1 | 21,754 | 25.5 |
| Self Pay | 0 | 0.0 | 1,039 | 1.2 |
| Industrial & Worker Comp | 36 | 2.2 | 2,186 | 2.6 |
| Charity and Unclassified | 50 | 3.1 | 150 | 0.2 |
| Childrens Health Insurance | 0 | 0.0 | 324 | 0.4 |
| Unknown | 12 | 0.7 | 91 | 0.1 |
| Not Reported | 50 | 3.1 | 839 | 1.0 |
| LOCAL HEALTH DISTRICT OF PATIENT RESIDENCE | | | | |
| Bear River | 1 | 0.1 | 3,935 | 4.6 |
| Central Utah | 154 | 9.6 | 1,393 | 1.6 |
| Davis County | 3 | 0.2 | 13,342 | 15.7 |
| Salt Lake County | 42 | 2.6 | 27,212 | 31.9 |
| Southeastern Utah | 165 | 10.2 | 782 | 0.9 |
| Southwest Utah | 13 | 0.8 | 5,072 | 6.0 |
| Summit County | 5 | 0.3 | 1,027 | 1.2 |
| Tooele County | 7 | 0.4 | 1,179 | 1.4 |
| Tri-County | 67 | 4.2 | 453 | 0.5 |
| Utah County | 1,052 | 65.3 | 10,349 | 12.1 |
| Wasatch County | 20 | 1.2 | 437 | 0.5 |
| Weber County | 8 | 0.5 | 15,834 | 18.6 |
| Unknown Utah | 8 | 0.5 | 36 | 0.0 |
| Outside Utah | 64 | 4.0 | 4,110 | 4.8 |
| Unknown, Not Reported | 2 | 0.1 | 24 | 0.0 |

SOURCE: Utah Ambulatory Surgery Database,
Utah Health Data Committee/Office of Health Care Statistics.

AMB ST 1-1
UTAH HOSPITAL AND FREESTANDING AMBULATORY SURGERY CENTER (FASC) UTILIZATION AND CHARGE PROFILE OF OUTPATIENT SURGERY, 2005
NUMBER OF CPT-4 AND ICD-9 REPORTABLE* PROCEDURES BY SELECTED AMBULATORY SURGERY REPORTING CATEGORY

407 Healthsouth Salt Lake Surgical Center

| | Procedures Performed | | Procedures Performed-All FASCs | |
|--|----------------------|-------|--------------------------------|-------|
| | (#) | (%) | (#) | (%) |
| Reporting Category(ICD-9-CM CODES) | . | . | 66,156 | 100.0 |
| Mastectomy (85.0-85.99) | . | . | 1,584 | 2.4 |
| Musculoskeletal (76.0-84.99) | . | . | 11,899 | 18.0 |
| Respiratory (30.0-34.99) | . | . | 119 | 0.2 |
| Cardiovascular (35.0-39.99) | . | . | 362 | 0.5 |
| Lymphatic/Hemetic (40.0-41.99) | . | . | 141 | 0.2 |
| Digestive System (42.0-54.99) | . | . | 13,725 | 20.7 |
| Urinary (55.0-59.99) | . | . | 322 | 0.5 |
| Male Genital (60.0-64.99) | . | . | 262 | 0.4 |
| Female Genital (65.0-71.99) | . | . | 1,797 | 2.7 |
| Endocrine/Nervous (01.0-07.99) | . | . | 3,838 | 5.8 |
| Eye (08.0-16.99) | . | . | 18,120 | 27.4 |
| Ear (18.0-20.99) | . | . | 3,735 | 5.6 |
| Nose, Mouth, Pharynx (21.0-29.99) | . | . | 10,252 | 15.5 |
| Reporting Category(CPT-4 CODES) | 6,566 | 100.0 | 117,978 | 100.0 |
| Mastectomy (19120-19220) | 0 | 0.0 | 622 | 0.5 |
| Musculoskeletal (20000-29909) | 1,169 | 17.8 | 24,588 | 20.8 |
| Respiratory (30000-32999 & 39501-39599) | 634 | 9.7 | 9,814 | 8.3 |
| Cardiovascular (33010-37799 & 93501-93660) | 0 | 0.0 | 760 | 0.6 |
| Lymphatic/Hemetic (38100-38999) | 5 | 0.1 | 188 | 0.2 |
| Digestive (40490-49999) | 1,177 | 17.9 | 39,759 | 33.7 |
| Urinary (50010-53899) | 211 | 3.2 | 1,679 | 1.4 |
| Male Genital (54000-55899) | 102 | 1.6 | 657 | 0.6 |
| Female Genital (56405-58999) | 41 | 0.6 | 2,830 | 2.4 |
| Endocrine/Nervous (60000-64999) | 2,108 | 32.1 | 11,257 | 9.5 |
| Eye (65091-68899) | 798 | 12.2 | 20,646 | 17.5 |
| Ear (69000-69979) | 321 | 4.9 | 5,178 | 4.4 |

SOURCE: Utah Ambulatory Surgery Database

Utah Health Data Committee/Office of Health Care Statistics.

Reportable* excludes codes in the former "Other" category and CPT blood draw codes in previous reports.

AMB ST 1-2
UTAH HOSPITAL AND FREESTANDING AMBULATORY SURGERY CENTER (FASC) UTILIZATION AND CHARGE PROFILE OF OUTPATIENT SURGERY, 2005
MOST COMMONLY PERFORMED CPT-4 AND ICD-9 REPORTABLE* PROCEDURES

407 Healthsouth Salt Lake Surgical Center

| ICD-9 CODE | ICD-9 DESCRIPTION | # | % | % ALL FASCs |
|------------|-------------------|---|---|-------------|
|------------|-------------------|---|---|-------------|

All ICD-9 Procedures

Does not report ICDs

| CPT-4 CODE | CPT-4 DESCRIPTION | # | % | % ALL FASCs |
|------------|-------------------|---|---|-------------|
|------------|-------------------|---|---|-------------|

| | | | | |
|----------------------|----------------------------------|-------|-------|-------|
| All CPT-4 Procedures | | 6,566 | 100.0 | 100.0 |
| 41899 | UNLIST PROC DENTOALVEOL STRUCTUR | 833 | 12.7 | 2.85 |
| 66984 | EXTRACAPSULAR CATARACT REMV IOL | 430 | 6.5 | 10.00 |
| 64483 | INJ ANES EPIDURL; LUMB/SAC 1 LEV | 360 | 5.5 | 1.12 |
| 69436 | TYMPANOSTOMY GENERAL ANESTHESIA | 267 | 4.1 | 3.73 |
| 64484 | INJ ANES EPIDURL; LUMB/SAC-EA AD | 265 | 4.0 | 0.61 |
| 62311 | INJ 1 NOT NEUROLYTIC-EPID; LUMB/ | 206 | 3.1 | 1.48 |
| 64472 | INJ ANES FACET JT; CERV/THOR-EA | 170 | 2.6 | 0.41 |
| 64623 | DESTRUC FACET JT NRV; L/S-EA AD | 170 | 2.6 | 0.52 |
| 30140 | SUBMUCOS RES TURBINATE PART/CMPL | 162 | 2.5 | 2.13 |
| 28299 | CORR HALLUX VALGUS; DBL OSTEOT | 155 | 2.4 | 0.25 |
| 62310 | INJ 1 NOT NEUROLYTIC-EPID;CERV/T | 125 | 1.9 | 0.41 |
| 42820 | T&A; UNDER AGE 12 | 123 | 1.9 | 1.47 |
| 62290 | INJ PROC DISKOGRAPHY EA LEVL; LU | 105 | 1.6 | 0.25 |
| 64470 | INJ ANES FACET JT; CERV/THOR-1LE | 103 | 1.6 | 0.24 |
| 64476 | INJ ANES FACET JT; LUMB/SAC-EA A | 101 | 1.5 | 0.99 |
| 30520 | SEPTOPLASTY/SUBMUCOS RES W/GFT | 100 | 1.5 | 1.40 |
| 42826 | TONSILLECTOMY PRIM/SEC; AGE 12/O | 96 | 1.5 | 0.74 |
| 27096 | INJ SI JNT ARTHRGRPH &/ANES/STER | 95 | 1.4 | 0.22 |
| 31255 | NASAL/SINUS ENDO; W/TOT ETHMOECT | 92 | 1.4 | 1.01 |
| 28285 | CORRECTION HAMMERTO | 90 | 1.4 | 0.83 |

SOURCE: Utah Ambulatory Surgery Database

Utah Health Data Committee/Office of Health Care Statistics

Reportable* excludes codes in the former "Other" category and CPT4 blood draw codes in previous reports.

AMB ST 1-3

UTAH HOSPITAL AND FREESTANDING AMBULATORY SURGERY CENTER (FASC) UTILIZATION AND CHARGE PROFILE OF OUTPATIENT SURGERY, 2005
 AVERAGE TOTAL CHARGES FOR MOST COMMONLY PERFORMED CPT-4 AND ICD-9 REPORTABLE* PROCEDURES, SINGLE ICD-9 OR CPT-4 ONLY

407 Healthsouth Salt Lake Surgical Center

| ICD-9 CODE | ICD-9 DESCRIPTION | # | AVE TOT CHRG | AVE TOT CHRG(ALL FASCs) |
|------------|-------------------|---|--------------|--------------------------|
|------------|-------------------|---|--------------|--------------------------|

ICD-9 Procedures

Does not report ICDS

| CPT-4 CODE | CPT-4 DESCRIPTION | # | AVE TOT CHRG | AVE TOT CHRG(ALL FASCs) |
|------------|-------------------|---|--------------|--------------------------|
|------------|-------------------|---|--------------|--------------------------|

| | | | | |
|------------------|----------------------------------|-------|---------|---------|
| CPT-4 Procedures | | 2,665 | \$1,934 | \$1,829 |
| 41899 | UNLIST PROC DENTOALVEOL STRUCTUR | 825 | \$2,152 | \$1,992 |
| 66984 | EXTRACAPSULAR CATARACT REMV IOL | 426 | \$2,233 | \$2,592 |
| 28299 | CORR HALLUX VALGUS; DBL OSTEOT | 138 | \$1,500 | \$1,718 |
| 62311 | INJ 1 NOT NEUROLYTIC-EPID; LUMB/ | 113 | \$940 | \$677 |
| 42820 | T&A; UNDER AGE 12 | 101 | \$1,454 | \$1,432 |
| 42826 | TONSILLECTOMY PRIM/SEC; AGE 12/O | 86 | \$1,567 | \$1,419 |
| 28296 | HALLUX VALGUS; W/METATARSAL OSTE | 57 | \$1,570 | \$2,184 |
| 62310 | INJ 1 NOT NEUROLYTIC-EPID;CERV/T | 57 | \$935 | \$694 |
| 64483 | INJ ANES EPIDURL; LUMB/SAC 1 LEV | 54 | \$951 | \$742 |
| 42821 | T&A; AGE 12 OR OVER | 30 | \$1,932 | \$1,366 |
| 54161 | CIRC NO CLAMP/DORSL SLIT; NOT NB | 24 | \$1,157 | \$1,358 |
| 28080 | EXC INTERDIGTL NEUROMA SINGLE EA | 23 | \$1,935 | \$1,766 |
| 64721 | NEUROPLASTY; MEDIAN CARPAL TUNNE | 20 | \$1,229 | \$1,668 |
| 65730 | KERATOPLSTY; PENETRAT NOT APHAKI | 19 | \$6,341 | \$5,020 |
| 52234 | CYSTOURETHROSCOPY W/FULG; SM TUM | 18 | \$1,178 | \$1,164 |
| 52235 | CYSTOURETHROSCOPY W/FULG; MED TU | 17 | \$1,321 | \$1,454 |
| 52332 | CYSTOURETHROSCOPY W/INSRT STENT | 16 | \$2,241 | \$2,126 |
| 28119 | OSTEC CALCAN; SPUR W/NO PLANTAR | 15 | \$2,436 | \$2,075 |
| 69436 | TYMPANOSTOMY GENERAL ANESTHESIA | 14 | \$715 | \$1,368 |
| 55040 | EXCISION OF HYDROCELE; UNILATERA | 13 | \$1,643 | \$1,676 |

SOURCE: Utah Ambulatory Surgery Database

Reportable* excludes codes in the former "Other" category and CPT4 blood draw codes in previous reports.

AMB ST 1-4
UTAH HOSPITAL AND FREESTANDING AMBULATORY SURGERY CENTER (FASC) UTILIZATION AND CHARGE PROFILE OF OUTPATIENT SURGERY, 2005
PROCEDURE APG CATEGORY, PROCEDURE APG, BASED ON REPORTABLE* CPT-4 PROCEDURES

407 Healthsouth Salt Lake Surgical Center

| Procedure APG category | | TOTAL # | TOTAL # (ALL FASCs) |
|------------------------|---|---------|---------------------|
| Procedure APG | | | |
| 01 | INTEGUMENTARY SYSTEM | 44 | 1,743 |
| | 006 SIMPLE DEBRIDEMENT AND DESTRUCTION | 4 | 23 |
| | 007 COMPLEX EXCISION, BIOPSY AND DEBRIDEMENT | 11 | 359 |
| | 008 SIMPLE EXCISION AND BIOPSY | 16 | 551 |
| | 009 COMPLEX SKIN REPAIRS INCL INTEGUMENT GRAFTS, TRANSFER & REARRANGE | 13 | 129 |
| 02 | MUSCULOSKELETAL SYSTEM | 1,075 | 22,851 |
| | 021 COMPLEX MUSCULOSKELETAL PROCEDURES EXCLUDING HAND AND FOOT | 68 | 2,301 |
| | 022 SIMPLE MUSCULOSKELETAL PROCEDURES EXCLUDING HAND AND FOOT | 6 | 632 |
| | 023 COMPLEX HAND AND FOOT MUSCULOSKELETAL PROCEDURES | 33 | 849 |
| | 024 SIMPLE HAND AND FOOT MUSCULOSKELETAL PROCEDURES | 402 | 5,395 |
| | 025 ARTHROSCOPY | 98 | 9,769 |
| | 030 OPEN OR PERCUTANEOUS TREATMENT OF FRACTURES | 29 | 1,212 |
| | 031 BONE OR JOINT MANIPULATION UNDER ANESTHESIA | 3 | 216 |
| | 032 BUNION PROCEDURES | 287 | 1,149 |
| | 034 HAND AND FOOT TENOTOMY | 2 | 110 |
| | 035 ARTHROCENTESIS AND LIGAMENT OR TENDON INJECTION | 147 | 869 |
| 03 | RESPIRATORY SYSTEM | 276 | 4,466 |
| | 053 COMPLEX ENDOSCOPY OF THE UPPER AIRWAY | 271 | 4,423 |
| | 054 SIMPLE ENDOSCOPY OF THE UPPER AIRWAY | 5 | 33 |
| 05 | HEMATOLOGIC, LYMPHATIC, AND ENDOCRINE | 6 | 217 |
| | 095 DEEP LYMPH STRUCTURE AND THYROID PROCEDURES | 6 | 217 |
| 06 | DIGESTIVE SYSTEM | 58 | 33,057 |
| | 119 HERNIA AND HYDROCELE PROCEDURES | 21 | 1,396 |
| | 123 COMPLEX LAPAROSCOPIC PROCEDURES | 37 | 2,024 |
| 07 | URINARY SYSTEM | 209 | 1,645 |
| | 131 RENAL EXTRACORPOREAL SHOCK WAVE LITHOTRIPSY | 11 | 534 |
| | 133 URINARY CATHETERIZATION AND DILATATION | 6 | 24 |
| | 134 COMPLEX CYSTOURETHROSCOPY AND LITHOLAPAXY | 94 | 502 |
| | 135 MODERATE CYSTOURETHROSCOPY | 81 | 440 |
| | 136 SIMPLE CYSTOURETHROSCOPY | 8 | 106 |
| | 137 COMPLEX URETHRAL PROCEDURES | 5 | 21 |
| | 138 SIMPLE URETHRAL PROCEDURES | 4 | 18 |
| 08 | MALE GENITAL SYSTEM | 83 | 588 |
| | 151 TESTICULAR AND EPIDIDYMAL PROCEDURES | 50 | 404 |
| | 154 SIMPLE PENILE PROCEDURES | 31 | 141 |
| | 155 PROSTATE NEEDLE AND PUNCH BIOPSY | 2 | 13 |
| 09 | FEMALE GENITAL SYSTEM | 19 | 1,642 |
| | 177 SIMPLE FEMALE REPRODUCTIVE PROCEDURES | 12 | 411 |
| | 178 DILATION AND CURETTAGE | 5 | 184 |
| | 179 HYSTEROSCOPY | 2 | 848 |
| 10 | NERVOUS SYSTEM | 2,003 | 10,825 |
| | 195 NERVOUS SYSTEM INJECTIONS, STIMULATIONS OR CRANIAL TAP | 1,765 | 8,220 |
| | 196 REVISION AND REMOVAL OF NEUROLOGICAL DEVICE | 11 | 38 |
| | 197 NEUROSTIMULATOR AND VENTRICULAR SHUNT IMPLANTATION | 23 | 128 |
| | 198 NERVE REPAIR AND DESTRUCTION | 204 | 2,439 |
| 11 | EYE AND OCULAR ADNEXA | 796 | 20,551 |

AMB ST 1-4
UTAH HOSPITAL AND FREESTANDING AMBULATORY SURGERY CENTER (FASC) UTILIZATION AND CHARGE PROFILE OF OUTPATIENT SURGERY, 2005
PROCEDURE APG CATEGORY, PROCEDURE APG, BASED ON REPORTABLE* CPT-4 PROCEDURES

407 Healthsouth Salt Lake Surgical Center

| procedure APG category | | TOTAL # | TOTAL # (ALL FASCs) |
|------------------------|---|---------|---------------------|
| procedure APG | | | |
| | 214 CATARACT PROCEDURES | 464 | 12,253 |
| | 215 COMPLEX ANTERIOR SEGMENT EYE PROCEDURES | 43 | 957 |
| | 216 MODERATE ANTERIOR SEGMENT EYE PROCEDURES | 31 | 809 |
| | 217 SIMPLE ANTERIOR SEGMENT EYE PROCEDURES | 19 | 704 |
| | 219 SIMPLE POSTERIOR SEGMENT EYE PROCEDURES | 1 | 161 |
| | 220 STRABISMUS AND MUSCLE EYE PROCEDURES | 47 | 545 |
| | 221 COMPLEX REPAIR AND PLASTIC PROCEDURES OF EYE | 157 | 1,823 |
| | 222 SIMPLE REPAIR AND PLASTIC PROCEDURES OF EYE | 30 | 388 |
| | 223 VITRECTOMY | 4 | 570 |
| 12 | FACIAL, EAR, NOSE, MOUTH AND THROAT | 1,869 | 18,833 |
| | 233 NASAL CAUTERIZATION AND PACKING | 6 | 84 |
| | 234 COMPLEX FACIAL AND ENT PROCEDURES | 226 | 3,106 |
| | 235 SIMPLE FACIAL AND ENT PROCEDURES | 1,346 | 11,701 |
| | 236 TONSIL AND ADENOID PROCEDURES | 291 | 3,942 |
| 13 | THERAPEUTIC AND OTHER RADIOLOGICAL PROCEDURES | 107 | 344 |
| | 254 MYELOGRAPHY | 105 | 304 |
| | 255 MISCELLANEOUS RADIOLOGICAL PROCEDURES WITH CONTRAST | 2 | 5 |

SOURCE: Utah Ambulatory Surgery Database

Utah Health Data Committee/Office of Health Care Statistics

Reportable* excludes codes in the former "Other" category and CPT blood draw codes in previous reports.

AMB ST 1-5
UTAH HOSPITAL AND FREESTANDING AMBULATORY SURGERY CENTER (FASC) UTILIZATION AND CHARGE PROFILE OF OUTPATIENT SURGERY, 2005
PROCEDURE APG CATEGORY, PROCEDURE APG, SINGLE APG ONLY
BASED ON REPORTABLE* CPT-4 PROCEDURES

407 Healthsouth Salt Lake Surgical Center

| Procedure APG category | Procedure APG | TOTAL # | AVE TOT CHR | AVE TOT CHR(ALL FASCs) |
|------------------------|---|---------|-------------|-------------------------|
| 01 | INTEGUMENTARY SYSTEM | 20 | \$1,651 | \$1,328 |
| | 006 SIMPLE DEBRIDEMENT AND DESTRUCTION | 2 | \$1,990 | \$1,374 |
| | 007 COMPLEX EXCISION, BIOPSY AND DEBRIDEMENT | 7 | \$1,352 | \$1,419 |
| | 008 SIMPLE EXCISION AND BIOPSY | 8 | \$1,726 | \$1,377 |
| | 009 COMPLEX SKIN REPAIRS INCL INTEGUMENT GRAFTS, TRANSFER & REARRAN | 3 | \$1,924 | \$3,373 |
| 02 | MUSCULOSKELETAL SYSTEM | 413 | \$1,741 | \$2,609 |
| | 021 COMPLEX MUSCULOSKELETAL PROCEDURES EXCLUDING HAND AND FOOT | 9 | \$2,205 | \$3,178 |
| | 022 SIMPLE MUSCULOSKELETAL PROCEDURES EXCLUDING HAND AND FOOT | 2 | \$1,909 | \$2,534 |
| | 023 COMPLEX HAND AND FOOT MUSCULOSKELETAL PROCEDURES | 5 | \$2,504 | \$2,512 |
| | 024 SIMPLE HAND AND FOOT MUSCULOSKELETAL PROCEDURES | 131 | \$1,893 | \$1,799 |
| | 025 ARTHROSCOPY | 21 | \$2,771 | \$3,279 |
| | 030 OPEN OR PERCUTANEOUS TREATMENT OF FRACTURES | 26 | \$1,816 | \$2,467 |
| | 032 BUNION PROCEDURES | 208 | \$1,540 | \$2,034 |
| | 035 ARTHROCENTESIS AND LIGAMENT OR TENDON INJECTION | 11 | \$851 | \$656 |
| 03 | RESPIRATORY SYSTEM | 17 | \$1,889 | \$1,524 |
| | 053 COMPLEX ENDOSCOPY OF THE UPPER AIRWAY | 17 | \$1,889 | \$1,558 |
| 05 | HEMATOLOGIC, LYMPHATIC, AND ENDOCRINE | 5 | \$1,794 | \$1,753 |
| | 095 DEEP LYMPH STRUCTURE AND THYROID PROCEDURES | 5 | \$1,794 | \$1,753 |
| 06 | DIGESTIVE SYSTEM | 32 | \$2,625 | \$1,225 |
| | 119 HERNIA AND HYDROCELE PROCEDURES | 16 | \$1,821 | \$2,089 |
| | 123 COMPLEX LAPAROSCOPIC PROCEDURES | 16 | \$3,428 | \$3,381 |
| 07 | URINARY SYSTEM | 136 | \$1,898 | \$3,486 |
| | 131 RENAL EXTRACORPOREAL SHOCK WAVE LITHOTRIPSY | 10 | \$5,900 | \$5,613 |
| | 133 URINARY CATHETERIZATION AND DILATATION | 3 | \$1,640 | \$1,674 |
| | 134 COMPLEX CYSTOURETHROSCOPY AND LITHOLAPAXY | 65 | \$1,557 | \$1,917 |
| | 135 MODERATE CYSTOURETHROSCOPY | 47 | \$1,664 | \$1,698 |
| | 136 SIMPLE CYSTOURETHROSCOPY | 3 | \$1,058 | \$1,174 |
| | 137 COMPLEX URETHRAL PROCEDURES | 5 | \$1,504 | \$1,484 |
| | 138 SIMPLE URETHRAL PROCEDURES | 3 | \$1,374 | \$2,003 |
| 08 | MALE GENITAL SYSTEM | 54 | \$1,609 | \$1,856 |
| | 151 TESTICULAR AND EPIDIDYMAL PROCEDURES | 28 | \$2,011 | \$2,108 |
| | 154 SIMPLE PENILE PROCEDURES | 26 | \$1,175 | \$1,363 |
| 09 | FEMALE GENITAL SYSTEM | 6 | \$1,534 | \$2,168 |
| | 177 SIMPLE FEMALE REPRODUCTIVE PROCEDURES | 3 | \$1,604 | \$1,427 |
| | 178 DILATION AND CURETTAGE | 1 | \$1,475 | \$1,254 |
| | 179 HYSTEROSCOPY | 2 | \$1,460 | \$2,593 |
| 10 | NERVOUS SYSTEM | 311 | \$1,138 | \$1,048 |
| | 195 NERVOUS SYSTEM INJECTIONS, STIMULATIONS OR CRANIAL TAP | 263 | \$955 | \$701 |
| | 196 REVISION AND REMOVAL OF NEUROLOGICAL DEVICE | 4 | \$3,010 | \$2,277 |
| | 197 NEUROSTIMULATOR AND VENTRICULAR SHUNT IMPLANTATION | 10 | \$3,658 | \$3,849 |
| | 198 NERVE REPAIR AND DESTRUCTION | 34 | \$1,589 | \$1,769 |
| 11 | EYE AND OCULAR ADNEXA | 537 | \$2,437 | \$2,379 |
| | 214 CATARACT PROCEDURES | 445 | \$2,234 | \$2,612 |
| | 215 COMPLEX ANTERIOR SEGMENT EYE PROCEDURES | 30 | \$6,681 | \$2,595 |
| | 216 MODERATE ANTERIOR SEGMENT EYE PROCEDURES | 15 | \$2,131 | \$2,214 |

AMB ST 1-5
UTAH HOSPITAL AND FREESTANDING AMBULATORY SURGERY CENTER (FASC) UTILIZATION AND CHARGE PROFILE OF OUTPATIENT SURGERY, 2005
PROCEDURE APG CATEGORY, PROCEDURE APG, SINGLE APG ONLY
BASED ON REPORTABLE* CPT-4 PROCEDURES

407 Healthsouth Salt Lake Surgical Center

| procedure APG category Procedure APG | TOTAL # | AVE TOT CHRG | AVE TOT CHRG(ALL FASCs) |
|---|---------|--------------|--------------------------|
| 217 SIMPLE ANTERIOR SEGMENT EYE PROCEDURES | 13 | \$1,831 | \$2,178 |
| 221 COMPLEX REPAIR AND PLASTIC PROCEDURES OF EYE | 28 | \$1,857 | \$2,050 |
| 222 SIMPLE REPAIR AND PLASTIC PROCEDURES OF EYE | 4 | \$1,252 | \$1,353 |
| 223 VITRECTOMY | 2 | \$735 | \$4,021 |
| 12 FACIAL, EAR, NOSE, MOUTH AND THROAT | 1,130 | \$1,991 | \$1,728 |
| 234 COMPLEX FACIAL AND ENT PROCEDURES | 41 | \$1,816 | \$2,098 |
| 235 SIMPLE FACIAL AND ENT PROCEDURES | 864 | \$2,112 | \$1,886 |
| 236 TONSIL AND ADENOID PROCEDURES | 225 | \$1,560 | \$1,408 |
| 13 THERAPEUTIC AND OTHER RADIOLOGICAL PROCEDURES | 1 | \$1,398 | \$3,433 |
| 255 MISCELLANEOUS RADIOLOGICAL PROCEDURES WITH CONTRAST | 1 | \$1,398 | \$838 |

SOURCE: Utah Ambulatory Surgery Database

Utah Health Data Committee/Office of Health Care Statistics

Reportable* excludes codes in the former "Other" category and CPT blood draw codes in previous reports.

AMB ST 1-6
UTAH HOSPITAL AND FREESTANDING AMBULATORY SURGERY CENTER (FASC) UTILIZATION AND CHARGE PROFILE OF OUTPATIENT SURGERY, 2005
NUMBER OF SELECTED AMBULATORY SURGERY PATIENT VISITS BY PATIENT PROFILE

407 Healthsouth Salt Lake Surgical Center

| Patient Profile | Patient Visits | | Patient Visits-All FASCs | |
|----------------------------|----------------|-------|--------------------------|------|
| | (#) | (%) | (#) | (%) |
| GENDER | | | | |
| Female | 2,236 | 56.4 | 46,953 | 55.1 |
| Male | 1,719 | 43.3 | 38,149 | 44.8 |
| Unknown | 11 | 0.3 | 39 | 0.0 |
| Not Reported | 0 | 0.0 | 44 | 0.1 |
| AGE | | | | |
| 1-28 days | 0 | 0.0 | 0 | 0.0 |
| 29-365 days | 36 | 0.9 | 594 | 0.7 |
| 1-4 years | 625 | 15.8 | 4,739 | 5.6 |
| 5-9 | 309 | 7.8 | 2,401 | 2.8 |
| 10-14 | 72 | 1.8 | 1,336 | 1.6 |
| 15-17 | 69 | 1.7 | 1,477 | 1.7 |
| 18-19 | 55 | 1.4 | 1,299 | 1.5 |
| 20-24 | 140 | 3.5 | 3,472 | 4.1 |
| 25-29 | 161 | 4.1 | 3,624 | 4.3 |
| 30-34 | 173 | 4.4 | 3,616 | 4.2 |
| 35-39 | 208 | 5.2 | 3,598 | 4.2 |
| 40-44 | 227 | 5.7 | 4,506 | 5.3 |
| 45-49 | 245 | 6.2 | 5,414 | 6.4 |
| 50-54 | 258 | 6.5 | 7,673 | 9.0 |
| 55-59 | 260 | 6.6 | 7,166 | 8.4 |
| 60-64 | 216 | 5.4 | 6,418 | 7.5 |
| 65-69 | 224 | 5.6 | 7,432 | 8.7 |
| 70-74 | 211 | 5.3 | 7,255 | 8.5 |
| 75-79 | 214 | 5.4 | 6,544 | 7.7 |
| 80-84 | 170 | 4.3 | 4,314 | 5.1 |
| 85-89 | 72 | 1.8 | 1,833 | 2.2 |
| 90 + | 21 | 0.5 | 467 | 0.5 |
| Not Reported | 0 | 0.0 | 7 | 0.0 |
| SOURCE OF ADMISSION | | | | |
| Physician Referral | 3,966 | 100.0 | 71,765 | 84.2 |
| Clinic Referral | 0 | 0.0 | 857 | 1.0 |
| HMO Referral | 0 | 0.0 | 3 | 0.0 |
| Other Hospital | 0 | 0.0 | 0 | 0.0 |
| Skilled Nursing Facility | 0 | 0.0 | 1 | 0.0 |
| Other Health Care Facility | 0 | 0.0 | 3 | 0.0 |
| Emergency Room | 0 | 0.0 | 0 | 0.0 |
| Court/Law Enforcement | 0 | 0.0 | 0 | 0.0 |
| Unknown | 0 | 0.0 | 1,361 | 1.6 |
| Not Reported | 0 | 0.0 | 11,195 | 13.1 |

(Continued)

AMB ST 1-6
UTAH HOSPITAL AND FREESTANDING AMBULATORY SURGERY CENTER (FASC) UTILIZATION AND CHARGE PROFILE OF OUTPATIENT SURGERY, 2005
NUMBER OF SELECTED AMBULATORY SURGERY PATIENT VISITS BY PATIENT PROFILE

407 Healthsouth Salt Lake Surgical Center

| Patient Profile | Patient Visits | | Patient Visits-All FASCs | |
|---|----------------|-------|--------------------------|------|
| | (#) | (%) | (#) | (%) |
| DISCHARGE STATUS | | | | |
| Home or Self Care | 3,966 | 100.0 | 74,273 | 87.2 |
| Another Hospital | 0 | 0.0 | 73 | 0.1 |
| Skilled Nursing Facility | 0 | 0.0 | 0 | 0.0 |
| Intermediate Care Facility | 0 | 0.0 | 0 | 0.0 |
| Another Type of Institution | 0 | 0.0 | 2 | 0.0 |
| Under Care of Home Service | 0 | 0.0 | 1 | 0.0 |
| Left Against Medical Advice | 0 | 0.0 | 0 | 0.0 |
| Under Care of Home IV Provider | 0 | 0.0 | 0 | 0.0 |
| Expired | 0 | 0.0 | 0 | 0.0 |
| Unknown | 0 | 0.0 | 10,836 | 12.7 |
| Not Reported | 0 | 0.0 | 0 | 0.0 |
| PRIMARY PAYER | | | | |
| Medicare | 918 | 23.1 | 26,849 | 31.5 |
| Medicaid | 826 | 20.8 | 5,633 | 6.6 |
| Other government | 49 | 1.2 | 2,207 | 2.6 |
| Blue Cross/Blue Shield | 1,089 | 27.5 | 16,389 | 19.2 |
| Other Commercial | 351 | 8.9 | 7,724 | 9.1 |
| Managed Care(HMO, PPO) | 522 | 13.2 | 21,754 | 25.5 |
| Self Pay | 0 | 0.0 | 1,039 | 1.2 |
| Industrial & Worker Comp | 115 | 2.9 | 2,186 | 2.6 |
| Charity and Unclassified | 0 | 0.0 | 150 | 0.2 |
| Childrens Health Insurance | 0 | 0.0 | 324 | 0.4 |
| Unknown | 0 | 0.0 | 91 | 0.1 |
| Not Reported | 96 | 2.4 | 839 | 1.0 |
| LOCAL HEALTH DISTRICT OF PATIENT RESIDENCE | | | | |
| Bear River | 33 | 0.8 | 3,935 | 4.6 |
| Central Utah | 17 | 0.4 | 1,393 | 1.6 |
| Davis County | 221 | 5.6 | 13,342 | 15.7 |
| Salt Lake County | 2,889 | 72.8 | 27,212 | 31.9 |
| Southeastern Utah | 17 | 0.4 | 782 | 0.9 |
| Southwest Utah | 9 | 0.2 | 5,072 | 6.0 |
| Summit County | 96 | 2.4 | 1,027 | 1.2 |
| Tooele County | 168 | 4.2 | 1,179 | 1.4 |
| Tri-County | 98 | 2.5 | 453 | 0.5 |
| Utah County | 91 | 2.3 | 10,349 | 12.1 |
| Wasatch County | 45 | 1.1 | 437 | 0.5 |
| Weber County | 76 | 1.9 | 15,834 | 18.6 |
| Unknown Utah | 2 | 0.1 | 36 | 0.0 |
| Outside Utah | 204 | 5.1 | 4,110 | 4.8 |
| Unknown, Not Reported | 0 | 0.0 | 24 | 0.0 |

SOURCE: Utah Ambulatory Surgery Database,
Utah Health Data Committee/Office of Health Care Statistics.

AMB ST 1-1
UTAH HOSPITAL AND FREESTANDING AMBULATORY SURGERY CENTER (FASC) UTILIZATION AND CHARGE PROFILE OF OUTPATIENT SURGERY, 2005
NUMBER OF CPT-4 AND ICD-9 REPORTABLE* PROCEDURES BY SELECTED AMBULATORY SURGERY REPORTING CATEGORY

403 Intermountain Surgical Center

| | Procedures Performed | | Procedures Performed-All FASCs | |
|--|----------------------|-------|--------------------------------|-------|
| | (#) | (%) | (#) | (%) |
| Reporting Category(ICD-9-CM CODES) | 12,363 | 100.0 | 66,156 | 100.0 |
| Mastectomy (85.0-85.99) | 628 | 5.1 | 1,584 | 2.4 |
| Musculoskeletal (76.0-84.99) | 1,452 | 11.7 | 11,899 | 18.0 |
| Respiratory (30.0-34.99) | 32 | 0.3 | 119 | 0.2 |
| Cardiovascular (35.0-39.99) | 306 | 2.5 | 362 | 0.5 |
| Lymphatic/Hemetic (40.0-41.99) | 26 | 0.2 | 141 | 0.2 |
| Digestive System (42.0-54.99) | 240 | 1.9 | 13,725 | 20.7 |
| Urinary (55.0-59.99) | 183 | 1.5 | 322 | 0.5 |
| Male Genital (60.0-64.99) | 76 | 0.6 | 262 | 0.4 |
| Female Genital (65.0-71.99) | 9 | 0.1 | 1,797 | 2.7 |
| Endocrine/Nervous (01.0-07.99) | 184 | 1.5 | 3,838 | 5.8 |
| Eye (08.0-16.99) | 4,032 | 32.6 | 18,120 | 27.4 |
| Ear (18.0-20.99) | 678 | 5.5 | 3,735 | 5.6 |
| Nose, Mouth, Pharynx (21.0-29.99) | 4,517 | 36.5 | 10,252 | 15.5 |
| Reporting Category(CPT-4 CODES) | 8,836 | 100.0 | 117,978 | 100.0 |
| Mastectomy (19120-19220) | 88 | 1.0 | 622 | 0.5 |
| Musculoskeletal (20000-29909) | 1,364 | 15.4 | 24,588 | 20.8 |
| Respiratory (30000-32999 & 39501-39599) | 3,133 | 35.5 | 9,814 | 8.3 |
| Cardiovascular (33010-37799 & 93501-93660) | 313 | 3.5 | 760 | 0.6 |
| Lymphatic/Hemetic (38100-38999) | 26 | 0.3 | 188 | 0.2 |
| Digestive (40490-49999) | 841 | 9.5 | 39,759 | 33.7 |
| Urinary (50010-53899) | 174 | 2.0 | 1,679 | 1.4 |
| Male Genital (54000-55899) | 58 | 0.7 | 657 | 0.6 |
| Female Genital (56405-58999) | 7 | 0.1 | 2,830 | 2.4 |
| Endocrine/Nervous (60000-64999) | 92 | 1.0 | 11,257 | 9.5 |
| Eye (65091-68899) | 2,201 | 24.9 | 20,646 | 17.5 |
| Ear (69000-69979) | 539 | 6.1 | 5,178 | 4.4 |

SOURCE: Utah Ambulatory Surgery Database

Utah Health Data Committee/Office of Health Care Statistics.

Reportable* excludes codes in the former "Other" category and CPT blood draw codes in previous reports.

AMB ST 1-2
UTAH HOSPITAL AND FREESTANDING AMBULATORY SURGERY CENTER (FASC) UTILIZATION AND CHARGE PROFILE OF OUTPATIENT SURGERY, 2005
MOST COMMONLY PERFORMED CPT-4 AND ICD-9 REPORTABLE* PROCEDURES

403 Intermountain Surgical Center

| ICD-9 CODE | ICD-9 DESCRIPTION | # | % | % ALL FASCs |
|----------------------|-------------------------------------|--------|-------|-------------|
| All ICD-9 Procedures | | 12,363 | 100.0 | 100.0 |
| 1371 | INSRT IOL-CATARACT EXTRACT-1 STAGE | 1,200 | 9.7 | 10.20 |
| 1341 | PHACOEMULSIFICATION&ASPIR CATARACT | 1,198 | 9.7 | 7.14 |
| 2263 | ETHMOIDECTOMY | 911 | 7.4 | 1.94 |
| 2188 | OTHER SEPTOPLASTY | 533 | 4.3 | 1.25 |
| 2169 | OTHER TURBINECTOMY | 490 | 4.0 | 2.47 |
| 2219 | OTHER DIAGNOSTIC PROC NASAL SINUSES | 482 | 3.9 | 1.02 |
| 2001 | MYRINGOTOMY WITH INSERTION OF TUBE | 474 | 3.8 | 4.58 |
| 2262 | EXC LESION MAX SINUS W/OTH APPRCH | 361 | 2.9 | 1.05 |
| 2131 | LOCAL EXC/DESTRUC INTRANASL LESION | 326 | 2.6 | 0.54 |
| 0887 | UPPER EYELID RHYTIDECTOMY | 309 | 2.5 | 0.69 |
| 283 | TONSILLECTOMY WITH ADENOIDECTOMY | 268 | 2.2 | 2.03 |
| 111 | INCISION OF CORNEA | 245 | 2.0 | 0.37 |
| 222 | INTRANASAL ANTROTOMY | 240 | 1.9 | 0.60 |
| 2242 | FRONTAL SINUSECTOMY | 239 | 1.9 | 0.37 |
| 3859 | LIG&STRIP LOWER LIMB VARICOSE VEINS | 223 | 1.8 | 0.36 |
| 0833 | REPR BLEPHAROPT-RESECT/ADVANC LEVAT | 156 | 1.3 | 0.60 |
| 286 | ADENOIDECTOMY WITHOUT TONSILLECTOMY | 155 | 1.3 | 0.49 |
| 0886 | LOWER EYELID RHYTIDECTOMY | 147 | 1.2 | 0.27 |
| 0443 | RELEASE OF CARPAL TUNNEL | 146 | 1.2 | 1.22 |
| 282 | TONSILLECTOMY WITHOUT ADENOIDECTOMY | 132 | 1.1 | 0.90 |

| CPT-4 CODE | CPT-4 DESCRIPTION | # | % | % ALL FASCs |
|----------------------|----------------------------------|-------|-------|-------------|
| All CPT-4 Procedures | | 8,836 | 100.0 | 100.0 |
| 66984 | EXTRACAPSULAR CATARACT REMV IOL | 1,215 | 13.8 | 10.00 |
| 30140 | SUBMUCOS RES TURBINATE PART/CMPL | 726 | 8.2 | 2.13 |
| 30520 | SEPTOPLASTY/SUBMUCOS RES W/GFT | 572 | 6.5 | 1.40 |
| 31267 | NASL/SINUS ENDO; W/TISS REMV MAX | 531 | 6.0 | 0.90 |
| 31255 | NASAL/SINUS ENDO; W/TOT ETHMOECT | 447 | 5.1 | 1.01 |
| 69436 | TYMPANOSTOMY GENERAL ANESTHESIA | 443 | 5.0 | 3.73 |
| 66999 | UNLISTED PROC ANTERIOR SEGMENT E | 253 | 2.9 | 0.29 |
| 31276 | NASL/SINUS ENDO W/FRNTL SINUS EX | 181 | 2.0 | 0.35 |
| 42820 | T&A; UNDER AGE 12 | 160 | 1.8 | 1.47 |
| 31256 | NASL/SINUS ENDO SURG W/MAX ANTRO | 150 | 1.7 | 0.63 |
| 30115 | EXCISION NASAL POLYP EXTENSIVE | 148 | 1.7 | 0.13 |
| 67904 | REPR BLEPHAROPTOSIS; RESECT-EXT | 144 | 1.6 | 0.56 |
| 20550 | INJECTION; 1 TENDON SHEATH/LIGAM | 113 | 1.3 | 0.18 |
| 42826 | TONSILLECTOMY PRIM/SEC; AGE 12/O | 113 | 1.3 | 0.74 |
| 42821 | T&A; AGE 12 OR OVER | 109 | 1.2 | 0.54 |
| 42831 | ADENOIDECTOMY PRIMARY; AGE 12/OV | 91 | 1.0 | 0.10 |
| 37766 | STAB PHLEBECT VV 1 EXT; >20 INCI | 85 | 1.0 | 0.11 |
| 36475 | ENDOVENUS ABLAT TX VEIN EXT RF;1 | 77 | 0.9 | 0.17 |
| 29848 | ENDO WRST SURG REL TRNS CARP LIG | 72 | 0.8 | 0.13 |
| 49505 | REPR INIT ING HERNIA 5YR/MORE; R | 72 | 0.8 | 0.62 |

SOURCE: Utah Ambulatory Surgery Database

Utah Health Data Committee/Office of Health Care Statistics

Reportable* excludes codes in the former "Other" category and CPT4 blood draw codes in previous reports.

AMB ST 1-3

UTAH HOSPITAL AND FREESTANDING AMBULATORY SURGERY CENTER (FASC) UTILIZATION AND CHARGE PROFILE OF OUTPATIENT SURGERY, 2005
 AVERAGE TOTAL CHARGES FOR MOST COMMONLY PERFORMED CPT-4 AND ICD-9 REPORTABLE* PROCEDURES, SINGLE ICD-9 OR CPT-4 ONLY

403 Intermountain Surgical Center

| ICD-9 CODE | ICD-9 DESCRIPTION | # | AVE TOT CHRGE | AVE TOT CHRGE(ALL FASCs) |
|------------------|-------------------------------------|-------|---------------|---------------------------|
| ICD-9 Procedures | | 1,290 | \$1,255 | \$1,608 |
| 283 | TONSILLECTOMY WITH ADENOIDECTOMY | 152 | \$811 | \$1,302 |
| 282 | TONSILLECTOMY WITHOUT ADENOIDECTOMY | 90 | \$722 | \$1,316 |
| 8554 | BILATERAL BREAST IMPLANT | 67 | \$936 | \$1,070 |
| 8521 | LOCAL EXCISION OF LESION OF BREAST | 59 | \$982 | \$913 |
| 0443 | RELEASE OF CARPAL TUNNEL | 47 | \$1,263 | \$1,672 |
| 8532 | BILATERAL REDUCTION MAMMOPLASTY | 43 | \$2,031 | \$2,200 |
| 5304 | UNILAT REPR INDIRECT ING HERN-GFT | 39 | \$1,240 | \$2,738 |
| 8201 | EXPLORATION TENDON SHEATH HAND | 26 | \$792 | \$1,251 |
| 5303 | UNILAT REPR DIRECT ING HERN-GFT | 24 | \$1,238 | \$2,262 |
| 7751 | BUNIONEC SOFT-OSTEOT 1ST METATARS | 24 | \$1,387 | \$2,416 |
| 8221 | EXCISION LESION TENDON SHEATH HAND | 23 | \$1,092 | \$1,615 |
| 0833 | REPR BLEPHAROPT-RESECT/ADVANC LEVAT | 20 | \$712 | \$1,912 |
| 1164 | OTHER PENETRATING KERATOPLASTY | 20 | \$4,516 | \$7,675 |
| 3859 | LIG&STRIP LOWER LIMB VARICOSE VEINS | 20 | \$1,168 | \$1,341 |
| 5732 | OTHER CYSTOSCOPY | 20 | \$6,546 | \$6,076 |
| 7933 | OP REDUC W/INT FIX-CARP-METACARP | 18 | \$1,205 | \$2,324 |
| 7934 | OP REDUC W/INT FIX-PHALANGES HAND | 18 | \$1,227 | \$1,678 |
| 7863 | REMOVL IMPL DEVICE FROM RADIUS&ULNA | 14 | \$1,100 | \$2,512 |
| 194 | MYRINGOPLASTY | 13 | \$1,653 | \$2,240 |
| 2171 | CLOSED REDUCTION OF NASAL FRACTURE | 13 | \$964 | \$1,346 |

| CPT-4 CODE | CPT-4 DESCRIPTION | # | AVE TOT CHRGE | AVE TOT CHRGE(ALL FASCs) |
|------------------|----------------------------------|-------|---------------|---------------------------|
| CPT-4 Procedures | | 2,344 | \$1,471 | \$1,829 |
| 66984 | EXTRACAPSULAR CATARACT REMV IOL | 929 | \$1,789 | \$2,592 |
| 42820 | T&A; UNDER AGE 12 | 92 | \$783 | \$1,432 |
| 42826 | TONSILLECTOMY PRIM/SEC; AGE 12/O | 85 | \$756 | \$1,419 |
| 49505 | REPR INIT ING HERNIA 5YR/MORE; R | 66 | \$1,236 | \$1,931 |
| 42821 | T&A; AGE 12 OR OVER | 60 | \$853 | \$1,366 |
| 64721 | NEUROPLASTY; MEDIAN CARPAL TUNNE | 49 | \$1,202 | \$1,668 |
| 19120 | EXC BRST CYST TUMR/LES OPN M/F 1 | 48 | \$965 | \$967 |
| 29848 | ENDO WRST SURG REL TRNS CARP LIG | 34 | \$1,820 | \$2,124 |
| 67904 | REPR BLEPHAROPTOSIS; RESECT-EXT | 32 | \$979 | \$2,019 |
| 65426 | EXC/TRANSPOSITION PTERYGIUM; W/G | 27 | \$1,263 | \$2,020 |
| 20680 | REMOVAL OF IMPLANT; DEEP | 25 | \$1,005 | \$1,603 |
| 26055 | TENDON SHEATH INCISION | 25 | \$805 | \$1,781 |
| 67999 | UNLISTED PROCEDURE EYELIDS | 21 | \$1,795 | \$1,598 |
| 28296 | HALLUX VALGUS; W/METATARSAL OSTE | 18 | \$1,770 | \$2,184 |
| 49650 | LAPARSCPY SURG; REPR INIT ING HE | 18 | \$3,861 | \$4,427 |
| 65730 | KERATOPLSTY; PENETRAT NOT APHAKI | 18 | \$4,643 | \$5,020 |
| 25111 | EXCISION OF GANGLION WRIST; PRIM | 16 | \$1,136 | \$1,777 |
| 69436 | TYMPANOSTOMY GENERAL ANESTHESIA | 16 | \$936 | \$1,368 |
| 19125 | EXC BRST LES ID RAD MARKR OPN;1 | 14 | \$1,061 | \$793 |
| 29881 | SCOPE KNEE SURG;W/MENISCECT MED/ | 14 | \$1,740 | \$2,742 |

SOURCE: Utah Ambulatory Surgery Database
 Reportable* excludes codes in the former "Other" category and CPT4 blood draw codes in previous reports.

AMB ST 1-4
UTAH HOSPITAL AND FREESTANDING AMBULATORY SURGERY CENTER (FASC) UTILIZATION AND CHARGE PROFILE OF OUTPATIENT SURGERY, 2005
PROCEDURE APG CATEGORY, PROCEDURE APG, BASED ON REPORTABLE* CPT-4 PROCEDURES

403 Intermountain Surgical Center

| Procedure APG category | | TOTAL # | TOTAL # (ALL FASCs) |
|------------------------|---|---------|---------------------|
| Procedure APG | | | |
| 01 | INTEGUMENTARY SYSTEM | 150 | 1,743 |
| | 002 SUPERFICIAL NEEDLE BIOPSY AND ASPIRATION | 1 | 29 |
| | 003 COMPLEX INCISION AND DRAINAGE | 2 | 26 |
| | 006 SIMPLE DEBRIDEMENT AND DESTRUCTION | 2 | 23 |
| | 007 COMPLEX EXCISION, BIOPSY AND DEBRIDEMENT | 31 | 359 |
| | 008 SIMPLE EXCISION AND BIOPSY | 15 | 551 |
| | 009 COMPLEX SKIN REPAIRS INCL INTEGUMENT GRAFTS, TRANSFER & REARRANGE | 11 | 129 |
| | 011 SIMPLE INCISION AND EXCISION OF BREAST | 75 | 553 |
| | 012 BREAST RECONSTRUCTION AND MASTECTOMY | 13 | 69 |
| 02 | MUSCULOSKELETAL SYSTEM | 1,139 | 22,851 |
| | 021 COMPLEX MUSCULOSKELETAL PROCEDURES EXCLUDING HAND AND FOOT | 99 | 2,301 |
| | 022 SIMPLE MUSCULOSKELETAL PROCEDURES EXCLUDING HAND AND FOOT | 56 | 632 |
| | 023 COMPLEX HAND AND FOOT MUSCULOSKELETAL PROCEDURES | 72 | 849 |
| | 024 SIMPLE HAND AND FOOT MUSCULOSKELETAL PROCEDURES | 358 | 5,395 |
| | 025 ARTHROSCOPY | 234 | 9,769 |
| | 029 CLOSED TREATMENT FX & DISLOCATION EXC FINGER, TOE & TRUNK | 5 | 117 |
| | 030 OPEN OR PERCUTANEOUS TREATMENT OF FRACTURES | 85 | 1,212 |
| | 031 BONE OR JOINT MANIPULATION UNDER ANESTHESIA | 5 | 216 |
| | 032 BUNION PROCEDURES | 64 | 1,149 |
| | 033 ARTHROPLASTY | 31 | 217 |
| | 034 HAND AND FOOT TENOTOMY | 8 | 110 |
| | 035 ARTHROCENTESIS AND LIGAMENT OR TENDON INJECTION | 122 | 869 |
| 03 | RESPIRATORY SYSTEM | 1,560 | 4,466 |
| | 053 COMPLEX ENDOSCOPY OF THE UPPER AIRWAY | 1,555 | 4,423 |
| | 054 SIMPLE ENDOSCOPY OF THE UPPER AIRWAY | 3 | 33 |
| | 055 ENDOSCOPY OF THE LOWER AIRWAY | 2 | 5 |
| 04 | CARDIOVASCULAR SYSTEM | 309 | 668 |
| | 077 ANGIOPLASTY AND TRANSCATHETER PROCEDURES | 77 | 234 |
| | 080 MINOR VASCULAR REPAIR AND FISTULA CONSTRUCTION | 1 | 4 |
| | 081 SECONDARY VARICOSE VEINS AND VASCULAR INJECTION | 15 | 25 |
| | 082 VASCULAR LIGATION | 216 | 381 |
| 05 | HEMATOLOGIC, LYMPHATIC, AND ENDOCRINE | 26 | 217 |
| | 095 DEEP LYMPH STRUCTURE AND THYROID PROCEDURES | 26 | 217 |
| 06 | DIGESTIVE SYSTEM | 217 | 33,057 |
| | 113 ANOSCOPY WITH BIOPSY AND DIAGNOSTIC PROCTOSIGMOIDOSCOPY | 8 | 106 |
| | 114 PROCTOSIGMOIDOSCOPY WITH EXCISION OR BIOPSY | 1 | 109 |
| | 115 DIAGNOSTIC UPPER GI ENDOSCOPY OR INTUBATION | 3 | 7,909 |
| | 116 THERAPEUTIC UPPER GI ENDOSCOPY OR INTUBATION | 1 | 2,398 |
| | 119 HERNIA AND HYDROCELE PROCEDURES | 143 | 1,396 |
| | 120 COMPLEX ANAL AND RECTAL PROCEDURES | 13 | 222 |
| | 121 SIMPLE ANAL AND RECTAL PROCEDURES | 10 | 38 |
| | 122 MISCELLANEOUS ABDOMINAL PROCEDURES | 5 | 29 |
| | 123 COMPLEX LAPAROSCOPIC PROCEDURES | 33 | 2,024 |
| 07 | URINARY SYSTEM | 173 | 1,645 |
| | 131 RENAL EXTRACORPOREAL SHOCK WAVE LITHOTRIPSY | 30 | 534 |
| | 133 URINARY CATHETERIZATION AND DILATATION | 5 | 24 |

AMB ST 1-4
UTAH HOSPITAL AND FREESTANDING AMBULATORY SURGERY CENTER (FASC) UTILIZATION AND CHARGE PROFILE OF OUTPATIENT SURGERY, 2005
PROCEDURE APG CATEGORY, PROCEDURE APG, BASED ON REPORTABLE* CPT-4 PROCEDURES

403 Intermountain Surgical Center

| procedure APG category | | TOTAL # | TOTAL # (ALL FASCs) |
|------------------------|--|---------|---------------------|
| procedure APG | | | |
| | 134 COMPLEX CYSTOURETHROSCOPY AND LITHOLAPAXY | 46 | 502 |
| | 135 MODERATE CYSTOURETHROSCOPY | 62 | 440 |
| | 136 SIMPLE CYSTOURETHROSCOPY | 25 | 106 |
| | 137 COMPLEX URETHRAL PROCEDURES | 3 | 21 |
| | 138 SIMPLE URETHRAL PROCEDURES | 2 | 18 |
| 08 | MALE GENITAL SYSTEM | 50 | 588 |
| | 151 TESTICULAR AND EPIDIDYMAL PROCEDURES | 37 | 404 |
| | 153 COMPLEX PENILE PROCEDURES | 7 | 29 |
| | 154 SIMPLE PENILE PROCEDURES | 6 | 141 |
| 09 | FEMALE GENITAL SYSTEM | 8 | 1,642 |
| | 176 COMPLEX FEMALE REPRODUCTIVE PROCEDURES | 4 | 178 |
| | 177 SIMPLE FEMALE REPRODUCTIVE PROCEDURES | 2 | 411 |
| | 180 COLPOSCOPY | 2 | 21 |
| 10 | NERVOUS SYSTEM | 90 | 10,825 |
| | 198 NERVE REPAIR AND DESTRUCTION | 90 | 2,439 |
| 11 | EYE AND OCULAR ADNEXA | 2,183 | 20,551 |
| | 211 MINOR OPHTHALMOLOGICAL TESTS AND PROCEDURES | 2 | 175 |
| | 214 CATARACT PROCEDURES | 1,228 | 12,253 |
| | 215 COMPLEX ANTERIOR SEGMENT EYE PROCEDURES | 47 | 957 |
| | 216 MODERATE ANTERIOR SEGMENT EYE PROCEDURES | 96 | 809 |
| | 217 SIMPLE ANTERIOR SEGMENT EYE PROCEDURES | 282 | 704 |
| | 219 SIMPLE POSTERIOR SEGMENT EYE PROCEDURES | 1 | 161 |
| | 220 STRABISMUS AND MUSCLE EYE PROCEDURES | 17 | 545 |
| | 221 COMPLEX REPAIR AND PLASTIC PROCEDURES OF EYE | 370 | 1,823 |
| | 222 SIMPLE REPAIR AND PLASTIC PROCEDURES OF EYE | 138 | 388 |
| | 223 VITRECTOMY | 2 | 570 |
| 12 | FACIAL, EAR, NOSE, MOUTH AND THROAT | 2,864 | 18,833 |
| | 233 NASAL CAUTERIZATION AND PACKING | 20 | 84 |
| | 234 COMPLEX FACIAL AND ENT PROCEDURES | 828 | 3,106 |
| | 235 SIMPLE FACIAL AND ENT PROCEDURES | 1,450 | 11,701 |
| | 236 TONSIL AND ADENOID PROCEDURES | 566 | 3,942 |

SOURCE: Utah Ambulatory Surgery Database

Utah Health Data Committee/Office of Health Care Statistics

Reportable* excludes codes in the former "Other" category and CPT blood draw codes in previous reports.

AMB ST 1-5
UTAH HOSPITAL AND FREESTANDING AMBULATORY SURGERY CENTER (FASC) UTILIZATION AND CHARGE PROFILE OF OUTPATIENT SURGERY, 2005
PROCEDURE APG CATEGORY, PROCEDURE APG, SINGLE APG ONLY
BASED ON REPORTABLE* CPT-4 PROCEDURES

403 Intermountain Surgical Center

| Procedure APG category | Procedure APG | TOTAL # | AVE TOT CHR | AVE TOT CHR(ALL FASCs) |
|------------------------|---|---------|-------------|-------------------------|
| 01 | INTEGUMENTARY SYSTEM | 95 | \$988 | \$1,328 |
| | 003 COMPLEX INCISION AND DRAINAGE | 2 | \$1,396 | \$1,219 |
| | 006 SIMPLE DEBRIDEMENT AND DESTRUCTION | 1 | \$1,011 | \$1,374 |
| | 007 COMPLEX EXCISION, BIOPSY AND DEBRIDEMENT | 20 | \$1,068 | \$1,419 |
| | 008 SIMPLE EXCISION AND BIOPSY | 8 | \$717 | \$1,377 |
| | 009 COMPLEX SKIN REPAIRS INCL INTEGUMENT GRAFTS, TRANSFER & REARRAN | 1 | \$470 | \$3,373 |
| | 011 SIMPLE INCISION AND EXCISION OF BREAST | 62 | \$987 | \$919 |
| | 012 BREAST RECONSTRUCTION AND MASTECTOMY | 1 | \$1,370 | \$1,472 |
| 02 | MUSCULOSKELETAL SYSTEM | 368 | \$1,439 | \$2,609 |
| | 021 COMPLEX MUSCULOSKELETAL PROCEDURES EXCLUDING HAND AND FOOT | 21 | \$1,878 | \$3,178 |
| | 022 SIMPLE MUSCULOSKELETAL PROCEDURES EXCLUDING HAND AND FOOT | 11 | \$1,253 | \$2,534 |
| | 023 COMPLEX HAND AND FOOT MUSCULOSKELETAL PROCEDURES | 16 | \$1,695 | \$2,512 |
| | 024 SIMPLE HAND AND FOOT MUSCULOSKELETAL PROCEDURES | 134 | \$1,075 | \$1,799 |
| | 025 ARTHROSCOPY | 89 | \$1,958 | \$3,279 |
| | 029 CLOSED TREATMENT FX & DISLOCATION EXC FINGER, TOE & TRUNK | 1 | \$1,093 | \$1,401 |
| | 030 OPEN OR PERCUTANEOUS TREATMENT OF FRACTURES | 62 | \$1,312 | \$2,467 |
| | 032 BUNION PROCEDURES | 32 | \$1,392 | \$2,034 |
| | 033 ARTHROPLASTY | 2 | \$1,976 | \$2,604 |
| 03 | RESPIRATORY SYSTEM | 11 | \$825 | \$1,524 |
| | 053 COMPLEX ENDOSCOPY OF THE UPPER AIRWAY | 11 | \$825 | \$1,558 |
| 04 | CARDIOVASCULAR SYSTEM | 30 | \$1,066 | \$1,547 |
| | 077 ANGIOPLASTY AND TRANSCATHETER PROCEDURES | 9 | \$747 | \$1,835 |
| | 082 VASCULAR LIGATION | 21 | \$1,203 | \$1,337 |
| 05 | HEMATOLOGIC, LYMPHATIC, AND ENDOCRINE | 22 | \$993 | \$1,753 |
| | 095 DEEP LYMPH STRUCTURE AND THYROID PROCEDURES | 22 | \$993 | \$1,753 |
| 06 | DIGESTIVE SYSTEM | 146 | \$1,556 | \$1,225 |
| | 113 ANOSCOPY WITH BIOPSY AND DIAGNOSTIC PROCTOSIGMOIDOSCOPY | 4 | \$773 | \$643 |
| | 116 THERAPEUTIC UPPER GI ENDOSCOPY OR INTUBATION | 1 | \$1,440 | \$954 |
| | 119 HERNIA AND HYDROCELE PROCEDURES | 104 | \$1,207 | \$2,089 |
| | 120 COMPLEX ANAL AND RECTAL PROCEDURES | 11 | \$1,075 | \$1,165 |
| | 121 SIMPLE ANAL AND RECTAL PROCEDURES | 3 | \$766 | \$1,487 |
| | 122 MISCELLANEOUS ABDOMINAL PROCEDURES | 1 | \$917 | \$1,206 |
| | 123 COMPLEX LAPAROSCOPIC PROCEDURES | 22 | \$3,730 | \$3,381 |
| 07 | URINARY SYSTEM | 53 | \$1,179 | \$3,486 |
| | 133 URINARY CATHETERIZATION AND DILATATION | 1 | \$821 | \$1,674 |
| | 134 COMPLEX CYSTOURETHROSCOPY AND LITHOLAPAXY | 23 | \$1,400 | \$1,917 |
| | 135 MODERATE CYSTOURETHROSCOPY | 15 | \$992 | \$1,698 |
| | 136 SIMPLE CYSTOURETHROSCOPY | 11 | \$966 | \$1,174 |
| | 137 COMPLEX URETHRAL PROCEDURES | 3 | \$1,312 | \$1,484 |
| 08 | MALE GENITAL SYSTEM | 23 | \$889 | \$1,856 |
| | 151 TESTICULAR AND EPIDIDYMAL PROCEDURES | 18 | \$862 | \$2,108 |
| | 153 COMPLEX PENILE PROCEDURES | 1 | \$882 | \$1,941 |
| | 154 SIMPLE PENILE PROCEDURES | 4 | \$1,012 | \$1,363 |
| 09 | FEMALE GENITAL SYSTEM | 5 | \$1,188 | \$2,168 |
| | 176 COMPLEX FEMALE REPRODUCTIVE PROCEDURES | 3 | \$1,476 | \$2,417 |

AMB ST 1-5
UTAH HOSPITAL AND FREESTANDING AMBULATORY SURGERY CENTER (FASC) UTILIZATION AND CHARGE PROFILE OF OUTPATIENT SURGERY, 2005
PROCEDURE APG CATEGORY, PROCEDURE APG, SINGLE APG ONLY
BASED ON REPORTABLE* CPT-4 PROCEDURES

403 Intermountain Surgical Center

| procedure APG category | | TOTAL # | AVE TOT CHR | AVE TOT CHR(ALL FASCs) |
|------------------------|--|---------|-------------|-------------------------|
| Procedure APG | | | | |
| | 177 SIMPLE FEMALE REPRODUCTIVE PROCEDURES | 1 | \$1,005 | \$1,427 |
| | 180 COLPOSCOPY | 1 | \$508 | \$1,366 |
| 10 | NERVOUS SYSTEM | 62 | \$1,172 | \$1,048 |
| | 198 NERVE REPAIR AND DESTRUCTION | 62 | \$1,172 | \$1,769 |
| 11 | EYE AND OCULAR ADNEXA | 1,127 | \$1,743 | \$2,379 |
| | 211 MINOR OPHTHALMOLOGICAL TESTS AND PROCEDURES | 1 | \$1,743 | \$2,866 |
| | 214 CATARACT PROCEDURES | 937 | \$1,785 | \$2,612 |
| | 215 COMPLEX ANTERIOR SEGMENT EYE PROCEDURES | 30 | \$3,331 | \$2,595 |
| | 216 MODERATE ANTERIOR SEGMENT EYE PROCEDURES | 35 | \$1,150 | \$2,214 |
| | 217 SIMPLE ANTERIOR SEGMENT EYE PROCEDURES | 10 | \$992 | \$2,178 |
| | 221 COMPLEX REPAIR AND PLASTIC PROCEDURES OF EYE | 81 | \$1,058 | \$2,050 |
| | 222 SIMPLE REPAIR AND PLASTIC PROCEDURES OF EYE | 33 | \$1,662 | \$1,353 |
| 12 | FACIAL, EAR, NOSE, MOUTH AND THROAT | 381 | \$968 | \$1,728 |
| | 234 COMPLEX FACIAL AND ENT PROCEDURES | 70 | \$1,612 | \$2,098 |
| | 235 SIMPLE FACIAL AND ENT PROCEDURES | 62 | \$1,005 | \$1,886 |
| | 236 TONSIL AND ADENOID PROCEDURES | 249 | \$778 | \$1,408 |

SOURCE: Utah Ambulatory Surgery Database

Utah Health Data Committee/Office of Health Care Statistics

Reportable* excludes codes in the former "Other" category and CPT blood draw codes in previous reports.

AMB ST 1-6
UTAH HOSPITAL AND FREESTANDING AMBULATORY SURGERY CENTER (FASC) UTILIZATION AND CHARGE PROFILE OF OUTPATIENT SURGERY, 2005
NUMBER OF SELECTED AMBULATORY SURGERY PATIENT VISITS BY PATIENT PROFILE

403 Intermountain Surgical Center

| Patient Profile | Patient Visits | | Patient Visits-All FASCs | |
|----------------------------|----------------|-------|--------------------------|------|
| | (#) | (%) | (#) | (%) |
| GENDER | | | | |
| Female | 2,743 | 56.6 | 46,953 | 55.1 |
| Male | 2,106 | 43.4 | 38,149 | 44.8 |
| Unknown | 0 | 0.0 | 39 | 0.0 |
| Not Reported | 0 | 0.0 | 44 | 0.1 |
| AGE | | | | |
| 1-28 days | 0 | 0.0 | 0 | 0.0 |
| 29-365 days | 36 | 0.7 | 594 | 0.7 |
| 1-4 years | 228 | 4.7 | 4,739 | 5.6 |
| 5-9 | 175 | 3.6 | 2,401 | 2.8 |
| 10-14 | 145 | 3.0 | 1,336 | 1.6 |
| 15-17 | 146 | 3.0 | 1,477 | 1.7 |
| 18-19 | 104 | 2.1 | 1,299 | 1.5 |
| 20-24 | 237 | 4.9 | 3,472 | 4.1 |
| 25-29 | 220 | 4.5 | 3,624 | 4.3 |
| 30-34 | 282 | 5.8 | 3,616 | 4.2 |
| 35-39 | 241 | 5.0 | 3,598 | 4.2 |
| 40-44 | 302 | 6.2 | 4,506 | 5.3 |
| 45-49 | 337 | 6.9 | 5,414 | 6.4 |
| 50-54 | 408 | 8.4 | 7,673 | 9.0 |
| 55-59 | 390 | 8.0 | 7,166 | 8.4 |
| 60-64 | 418 | 8.6 | 6,418 | 7.5 |
| 65-69 | 348 | 7.2 | 7,432 | 8.7 |
| 70-74 | 291 | 6.0 | 7,255 | 8.5 |
| 75-79 | 283 | 5.8 | 6,544 | 7.7 |
| 80-84 | 174 | 3.6 | 4,314 | 5.1 |
| 85-89 | 71 | 1.5 | 1,833 | 2.2 |
| 90 + | 13 | 0.3 | 467 | 0.5 |
| Not Reported | 0 | 0.0 | 7 | 0.0 |
| SOURCE OF ADMISSION | | | | |
| Physician Referral | 4,847 | 100.0 | 71,765 | 84.2 |
| Clinic Referral | 1 | 0.0 | 857 | 1.0 |
| HMO Referral | 0 | 0.0 | 3 | 0.0 |
| Other Hospital | 0 | 0.0 | 0 | 0.0 |
| Skilled Nursing Facility | 0 | 0.0 | 1 | 0.0 |
| Other Health Care Facility | 1 | 0.0 | 3 | 0.0 |
| Emergency Room | 0 | 0.0 | 0 | 0.0 |
| Court/Law Enforcement | 0 | 0.0 | 0 | 0.0 |
| Unknown | 0 | 0.0 | 1,361 | 1.6 |
| Not Reported | 0 | 0.0 | 11,195 | 13.1 |

(Continued)

AMB ST 1-6
UTAH HOSPITAL AND FREESTANDING AMBULATORY SURGERY CENTER (FASC) UTILIZATION AND CHARGE PROFILE OF OUTPATIENT SURGERY, 2005
NUMBER OF SELECTED AMBULATORY SURGERY PATIENT VISITS BY PATIENT PROFILE

403 Intermountain Surgical Center

| Patient Profile | Patient Visits | | Patient Visits-All FASCs | |
|---|----------------|------|--------------------------|------|
| | (#) | (%) | (#) | (%) |
| DISCHARGE STATUS | | | | |
| Home or Self Care | 4,841 | 99.8 | 74,273 | 87.2 |
| Another Hospital | 7 | 0.1 | 73 | 0.1 |
| Skilled Nursing Facility | 0 | 0.0 | 0 | 0.0 |
| Intermediate Care Facility | 0 | 0.0 | 0 | 0.0 |
| Another Type of Institution | 0 | 0.0 | 2 | 0.0 |
| Under Care of Home Service | 1 | 0.0 | 1 | 0.0 |
| Left Against Medical Advice | 0 | 0.0 | 0 | 0.0 |
| Under Care of Home IV Provider | 0 | 0.0 | 0 | 0.0 |
| Expired | 0 | 0.0 | 0 | 0.0 |
| Unknown | 0 | 0.0 | 10,836 | 12.7 |
| Not Reported | 0 | 0.0 | 0 | 0.0 |
| PRIMARY PAYER | | | | |
| Medicare | 1,043 | 21.5 | 26,849 | 31.5 |
| Medicaid | 138 | 2.8 | 5,633 | 6.6 |
| Other government | 87 | 1.8 | 2,207 | 2.6 |
| Blue Cross/Blue Shield | 172 | 3.5 | 16,389 | 19.2 |
| Other Commercial | 503 | 10.4 | 7,724 | 9.1 |
| Managed Care(HMO, PPO) | 2,761 | 56.9 | 21,754 | 25.5 |
| Self Pay | 38 | 0.8 | 1,039 | 1.2 |
| Industrial & Worker Comp | 84 | 1.7 | 2,186 | 2.6 |
| Charity and Unclassified | 1 | 0.0 | 150 | 0.2 |
| Childrens Health Insurance | 6 | 0.1 | 324 | 0.4 |
| Unknown | 16 | 0.3 | 91 | 0.1 |
| Not Reported | 0 | 0.0 | 839 | 1.0 |
| LOCAL HEALTH DISTRICT OF PATIENT RESIDENCE | | | | |
| Bear River | 52 | 1.1 | 3,935 | 4.6 |
| Central Utah | 21 | 0.4 | 1,393 | 1.6 |
| Davis County | 880 | 18.1 | 13,342 | 15.7 |
| Salt Lake County | 3,095 | 63.8 | 27,212 | 31.9 |
| Southeastern Utah | 17 | 0.4 | 782 | 0.9 |
| Southwest Utah | 31 | 0.6 | 5,072 | 6.0 |
| Summit County | 123 | 2.5 | 1,027 | 1.2 |
| Tooele County | 101 | 2.1 | 1,179 | 1.4 |
| Tri-County | 14 | 0.3 | 453 | 0.5 |
| Utah County | 111 | 2.3 | 10,349 | 12.1 |
| Wasatch County | 36 | 0.7 | 437 | 0.5 |
| Weber County | 112 | 2.3 | 15,834 | 18.6 |
| Unknown Utah | 0 | 0.0 | 36 | 0.0 |
| Outside Utah | 253 | 5.2 | 4,110 | 4.8 |
| Unknown, Not Reported | 3 | 0.1 | 24 | 0.0 |

SOURCE: Utah Ambulatory Surgery Database,
Utah Health Data Committee/Office of Health Care Statistics.

AMB ST 1-1
UTAH HOSPITAL AND FREESTANDING AMBULATORY SURGERY CENTER (FASC) UTILIZATION AND CHARGE PROFILE OF OUTPATIENT SURGERY, 2005
NUMBER OF CPT-4 AND ICD-9 REPORTABLE* PROCEDURES BY SELECTED AMBULATORY SURGERY REPORTING CATEGORY

412 Madsen Surgery Center

| Reporting Category(ICD-9-CM CODES) | Procedures Performed | | Procedures Performed-All FASCs | |
|--|----------------------|-------|--------------------------------|-------|
| | (#) | (%) | (#) | (%) |
| Reporting Category(ICD-9-CM CODES) | 551 | 100.0 | 66,156 | 100.0 |
| Mastectomy (85.0-85.99) | 125 | 22.7 | 1,584 | 2.4 |
| Musculoskeletal (76.0-84.99) | 204 | 37.0 | 11,899 | 18.0 |
| Respiratory (30.0-34.99) | 0 | 0.0 | 119 | 0.2 |
| Cardiovascular (35.0-39.99) | 0 | 0.0 | 362 | 0.5 |
| Lymphatic/Hemetic (40.0-41.99) | 0 | 0.0 | 141 | 0.2 |
| Digestive System (42.0-54.99) | 8 | 1.5 | 13,725 | 20.7 |
| Urinary (55.0-59.99) | 9 | 1.6 | 322 | 0.5 |
| Male Genital (60.0-64.99) | 6 | 1.1 | 262 | 0.4 |
| Female Genital (65.0-71.99) | 31 | 5.6 | 1,797 | 2.7 |
| Endocrine/Nervous (01.0-07.99) | 38 | 6.9 | 3,838 | 5.8 |
| Eye (08.0-16.99) | 42 | 7.6 | 18,120 | 27.4 |
| Ear (18.0-20.99) | 14 | 2.5 | 3,735 | 5.6 |
| Nose, Mouth, Pharynx (21.0-29.99) | 74 | 13.4 | 10,252 | 15.5 |
| Reporting Category(CPT-4 CODES) | 391 | 100.0 | 117,978 | 100.0 |
| Mastectomy (19120-19220) | 2 | 0.5 | 622 | 0.5 |
| Musculoskeletal (20000-29909) | 251 | 64.2 | 24,588 | 20.8 |
| Respiratory (30000-32999 & 39501-39599) | 32 | 8.2 | 9,814 | 8.3 |
| Cardiovascular (33010-37799 & 93501-93660) | 1 | 0.3 | 760 | 0.6 |
| Lymphatic/Hemetic (38100-38999) | 0 | 0.0 | 188 | 0.2 |
| Digestive (40490-49999) | 16 | 4.1 | 39,759 | 33.7 |
| Urinary (50010-53899) | 9 | 2.3 | 1,679 | 1.4 |
| Male Genital (54000-55899) | 4 | 1.0 | 657 | 0.6 |
| Female Genital (56405-58999) | 28 | 7.2 | 2,830 | 2.4 |
| Endocrine/Nervous (60000-64999) | 37 | 9.5 | 11,257 | 9.5 |
| Eye (65091-68899) | 9 | 2.3 | 20,646 | 17.5 |
| Ear (69000-69979) | 2 | 0.5 | 5,178 | 4.4 |

SOURCE: Utah Ambulatory Surgery Database

Utah Health Data Committee/Office of Health Care Statistics.

Reportable* excludes codes in the former "Other" category and CPT blood draw codes in previous reports.

AMB ST 1-2
UTAH HOSPITAL AND FREESTANDING AMBULATORY SURGERY CENTER (FASC) UTILIZATION AND CHARGE PROFILE OF OUTPATIENT SURGERY, 2005
MOST COMMONLY PERFORMED CPT-4 AND ICD-9 REPORTABLE* PROCEDURES

412 Madsen Surgery Center

| ICD-9 CODE | ICD-9 DESCRIPTION | # | % | % ALL FASCs |
|----------------------|-------------------------------------|-----|-------|-------------|
| All ICD-9 Procedures | | 551 | 100.0 | 100.0 |
| 8554 | BILATERAL BREAST IMPLANT | 38 | 6.9 | 0.40 |
| 0887 | UPPER EYELID RHYTIDECTOMY | 18 | 3.3 | 0.69 |
| 856 | MASTOPEXY | 17 | 3.1 | 0.19 |
| 8594 | REMOVAL OF IMPLANT OF BREAST | 17 | 3.1 | 0.32 |
| 7751 | BUNIONEC SOFT-OSTEOT 1ST METATARS | 15 | 2.7 | 0.38 |
| 0443 | RELEASE OF CARPAL TUNNEL | 13 | 2.4 | 1.22 |
| 043 | SUTURE OF CRANIAL&PERIPHERAL NERVES | 12 | 2.2 | 0.08 |
| 2189 | OTH REPAIR&PLASTIC OPERATIONS NOSE | 12 | 2.2 | 0.14 |
| 8553 | UNILATERAL BREAST IMPLANT | 12 | 2.2 | 0.09 |
| 1829 | EXC/DESTRUC OTH LESION EXTERNAL EAR | 9 | 1.6 | 0.10 |
| 7934 | OP REDUC W/INT FIX-PHALANGES HAND | 9 | 1.6 | 0.07 |
| 8532 | BILATERAL REDUCTION MAMMOPLASTY | 9 | 1.6 | 0.11 |
| 0449 | OTH PERIPH NERV/GANGL DECOMP/LYSIS | 8 | 1.5 | 0.29 |
| 0886 | LOWER EYELID RHYTIDECTOMY | 8 | 1.5 | 0.27 |
| 2171 | CLOSED REDUCTION OF NASAL FRACTURE | 8 | 1.5 | 0.18 |
| 2743 | OTHER EXCISION LESION OR TISSUE LIP | 7 | 1.3 | 0.06 |
| 7161 | UNILATERAL VULVECTOMY | 7 | 1.3 | 0.02 |
| 7756 | REPAIR OF HAMMER TOE | 7 | 1.3 | 0.52 |
| 8221 | EXCISION LESION TENDON SHEATH HAND | 7 | 1.3 | 0.33 |
| 8244 | OTHER SUTURE FLEXOR TENDON HAND | 7 | 1.3 | 0.06 |

| CPT-4 CODE | CPT-4 DESCRIPTION | # | % | % ALL FASCs |
|----------------------|----------------------------------|-----|-------|-------------|
| All CPT-4 Procedures | | 391 | 100.0 | 100.0 |
| 28296 | HALLUX VALGUS; W/METATARSAL OSTE | 18 | 4.6 | 0.42 |
| 64721 | NEUROPLASTY; MEDIAN CARPAL TUNNE | 12 | 3.1 | 1.23 |
| 64831 | SUT DIGTL NERVE HAND/FOOT; 1 NER | 12 | 3.1 | 0.06 |
| 20680 | REMOVAL OF IMPLANT; DEEP | 11 | 2.8 | 0.78 |
| 28285 | CORRECTION HAMMERTOES | 9 | 2.3 | 0.83 |
| 26418 | REPR EXT TEND FNGR PRIM/SEC;W/O | 8 | 2.0 | 0.07 |
| 26445 | TENOLYSIS EXT TEND HND/FNGR EA T | 8 | 2.0 | 0.04 |
| 26952 | AMP FNGR/THUMB ANY JNT; W/ADV FL | 8 | 2.0 | 0.02 |
| 56620 | VULVECTOMY SIMPLE; PARTIAL | 8 | 2.0 | 0.02 |
| 26735 | OPEN TX PHALANGEAL FX W/WO FIX E | 7 | 1.8 | 0.05 |
| 30410 | RHINO PRIM; CMPLT EXTERNAL PARTS | 7 | 1.8 | 0.08 |
| 64719 | NEUROPLASTY; ULNAR NERV AT WRIST | 7 | 1.8 | 0.04 |
| 20670 | REMOVAL OF IMPLANT; SUP SEP PROC | 6 | 1.5 | 0.04 |
| 21235 | GRAFT; EAR CART AUTOGEN NOSE/EAR | 6 | 1.5 | 0.06 |
| 21320 | CLOS TX NASL BONE FRACTURE; W/ST | 6 | 1.5 | 0.13 |
| 26356 | REP FLX TEND ZONE 2 DIGTL; W/O G | 6 | 1.5 | 0.04 |
| 26520 | CAPCTOMY/CAPSULOT; MCP JNT EA JN | 6 | 1.5 | 0.02 |
| 49320 | LAP-ABD DX-W/WO SPECMN-SEP PROC | 6 | 1.5 | 0.09 |
| 26525 | CAPCTOMY/CAPSULOT; IP JNT EA JNT | 5 | 1.3 | 0.02 |
| 28289 | HALLUX RIGIDIS CORR W/CHEILECT M | 5 | 1.3 | 0.04 |

SOURCE: Utah Ambulatory Surgery Database

Utah Health Data Committee/Office of Health Care Statistics

Reportable* excludes codes in the former "Other" category and CPT4 blood draw codes in previous reports.

AMB ST 1-3

UTAH HOSPITAL AND FREESTANDING AMBULATORY SURGERY CENTER (FASC) UTILIZATION AND CHARGE PROFILE OF OUTPATIENT SURGERY, 2005
 AVERAGE TOTAL CHARGES FOR MOST COMMONLY PERFORMED CPT-4 AND ICD-9 REPORTABLE* PROCEDURES, SINGLE ICD-9 OR CPT-4 ONLY

412 Madsen Surgery Center

| ICD-9 CODE | ICD-9 DESCRIPTION | # | AVE TOT CHRGR | AVE TOT CHRGR(ALL FASCs) |
|------------------|-------------------------------------|-----|---------------|---------------------------|
| ICD-9 Procedures | | 202 | \$2,022 | \$1,608 |
| 8554 | BILATERAL BREAST IMPLANT | 30 | \$1,261 | \$1,070 |
| 7751 | BUNIONEC SOFT-OSTEOT 1ST METATARS | 12 | \$3,807 | \$2,416 |
| 7161 | UNILATERAL VULVECTOMY | 7 | \$1,676 | \$1,264 |
| 7758 | OTHER EXCISION FUSION&REPAIR TOES | 6 | \$2,894 | \$2,056 |
| 043 | SUTURE OF CRANIAL&PERIPHERAL NERVES | 4 | \$2,067 | \$2,223 |
| 2171 | CLOSED REDUCTION OF NASAL FRACTURE | 4 | \$976 | \$1,346 |
| 7934 | OP REDUC W/INT FIX-PHALANGES HAND | 4 | \$3,225 | \$1,678 |
| 8411 | AMPUTATION OF TOE | 4 | \$1,625 | \$1,859 |
| 8532 | BILATERAL REDUCTION MAMMOPLASTY | 4 | \$4,021 | \$2,200 |
| 0407 | OTH EXC/AVUL CRANIL&PERIPH NERV | 3 | \$1,813 | \$1,738 |
| 0443 | RELEASE OF CARPAL TUNNEL | 3 | \$1,267 | \$1,672 |
| 2187 | OTHER RHINOPLASTY | 3 | \$894 | \$3,106 |
| 2189 | OTH REPAIR&PLASTIC OPERATIONS NOSE | 3 | \$2,311 | \$1,821 |
| 6629 | OTH BIL ENDO DESTRUC FALLOP TUBES | 3 | \$2,183 | \$1,542 |
| 7756 | REPAIR OF HAMMER TOE | 3 | \$2,068 | \$2,501 |
| 7869 | REMOVAL IMPL DEVICE FROM OTH BONE | 3 | \$2,221 | \$1,214 |
| 7904 | CLO REDUC WO INT FIX-PHALANGES HAND | 3 | \$1,373 | \$1,373 |
| 7914 | CLO REDUC W/INT FIX-PHALANGES HAND | 3 | \$1,791 | \$1,444 |
| 7933 | OP REDUC W/INT FIX-CARP-METACARP | 3 | \$3,781 | \$2,324 |
| 8221 | EXCISION LESION TENDON SHEATH HAND | 3 | \$1,779 | \$1,615 |

| CPT-4 CODE | CPT-4 DESCRIPTION | # | AVE TOT CHRGR | AVE TOT CHRGR(ALL FASCs) |
|------------------|----------------------------------|-----|---------------|---------------------------|
| CPT-4 Procedures | | 175 | \$2,172 | \$1,829 |
| 28296 | HALLUX VALGUS; W/METATARSAL OSTE | 15 | \$3,733 | \$2,184 |
| 56620 | VULVECTOMY SIMPLE; PARTIAL | 8 | \$1,596 | \$1,292 |
| 20680 | REMOVAL OF IMPLANT; DEEP | 7 | \$1,482 | \$1,603 |
| 20670 | REMOVAL OF IMPLANT; SUP SEP PROC | 5 | \$678 | \$986 |
| 26952 | AMP FNGR/THUMB ANY JNT; W/ADV FL | 5 | \$1,854 | \$2,046 |
| 28289 | HALLUX RIGIDIS CORR W/CHEILECT M | 5 | \$3,273 | \$2,180 |
| 30410 | RHINO PRIM; CMLPT EXTERNAL PARTS | 4 | \$1,226 | \$1,685 |
| 64831 | SUT DIGTL NERVE HAND/FOOT; 1 NER | 4 | \$2,067 | \$2,253 |
| 67999 | UNLISTED PROCEDURE EYELIDS | 4 | \$1,745 | \$1,598 |
| 26418 | REPR EXT TEND FNGR PRIM/SEC;W/O | 3 | \$1,960 | \$1,831 |
| 26725 | CLOS TX PHALANGEAL FX; W/WO TRAC | 3 | \$1,373 | \$1,447 |
| 26727 | PERQ FIX PHALANGEAL FX W/MANIP E | 3 | \$1,791 | \$2,121 |
| 26735 | OPEN TX PHALANGEAL FX W/WO FIX E | 3 | \$3,559 | \$1,955 |
| 28008 | FASCIOTOMY FOOT AND/OR TOE | 3 | \$2,000 | \$1,812 |
| 28810 | AMPUTATION METATARSAL W/TOE SING | 3 | \$1,283 | \$1,699 |
| 58671 | LAP SURG; W/OCLUS OVIDUCTS-DEVI | 3 | \$2,183 | \$2,126 |
| 64721 | NEUROPLASTY; MEDIAN CARPAL TUNNE | 3 | \$1,267 | \$1,668 |
| 21235 | GRAFT; EAR CART AUTOGEN NOSE/EAR | 2 | \$4,225 | \$3,934 |
| 21320 | CLOS TX NASL BONE FRACTURE; W/ST | 2 | \$859 | \$1,389 |
| 25112 | EXCISION GANGLION WRIST; RECURRE | 2 | \$2,094 | \$2,334 |

SOURCE: Utah Ambulatory Surgery Database
 Reportable* excludes codes in the former "Other" category and CPT4 blood draw codes in previous reports.

AMB ST 1-4
UTAH HOSPITAL AND FREESTANDING AMBULATORY SURGERY CENTER (FASC) UTILIZATION AND CHARGE PROFILE OF OUTPATIENT SURGERY, 2005
PROCEDURE APG CATEGORY, PROCEDURE APG, BASED ON REPORTABLE* CPT-4 PROCEDURES

412 Madsen Surgery Center

| Procedure APG category | | TOTAL # | TOTAL # (ALL FASCs) |
|------------------------|---|---------|---------------------|
| Procedure APG | | | |
| 01 | INTEGUMENTARY SYSTEM | 30 | 1,743 |
| | 003 COMPLEX INCISION AND DRAINAGE | 2 | 26 |
| | 007 COMPLEX EXCISION, BIOPSY AND DEBRIDEMENT | 10 | 359 |
| | 008 SIMPLE EXCISION AND BIOPSY | 10 | 551 |
| | 009 COMPLEX SKIN REPAIRS INCL INTEGUMENT GRAFTS, TRANSFER & REARRANGE | 6 | 129 |
| | 011 SIMPLE INCISION AND EXCISION OF BREAST | 1 | 553 |
| | 012 BREAST RECONSTRUCTION AND MASTECTOMY | 1 | 69 |
| 02 | MUSCULOSKELETAL SYSTEM | 195 | 22,851 |
| | 021 COMPLEX MUSCULOSKELETAL PROCEDURES EXCLUDING HAND AND FOOT | 4 | 2,301 |
| | 022 SIMPLE MUSCULOSKELETAL PROCEDURES EXCLUDING HAND AND FOOT | 3 | 632 |
| | 023 COMPLEX HAND AND FOOT MUSCULOSKELETAL PROCEDURES | 24 | 849 |
| | 024 SIMPLE HAND AND FOOT MUSCULOSKELETAL PROCEDURES | 106 | 5,395 |
| | 025 ARTHROSCOPY | 1 | 9,769 |
| | 028 CLOSED TREATMENT FX & DISLOCATION OF FINGER, TOE & TRUNK | 5 | 14 |
| | 029 CLOSED TREATMENT FX & DISLOCATION EXC FINGER, TOE & TRUNK | 2 | 117 |
| | 030 OPEN OR PERCUTANEOUS TREATMENT OF FRACTURES | 25 | 1,212 |
| | 032 BUNION PROCEDURES | 19 | 1,149 |
| | 033 ARTHROPLASTY | 3 | 217 |
| | 034 HAND AND FOOT TENOTOMY | 2 | 110 |
| | 035 ARTHROCENTESIS AND LIGAMENT OR TENDON INJECTION | 1 | 869 |
| 04 | CARDIOVASCULAR SYSTEM | 1 | 668 |
| | 079 REMOVAL AND REVISION OF PACEMAKER AND VASCULAR DEVICE | 1 | 24 |
| 06 | DIGESTIVE SYSTEM | 14 | 33,057 |
| | 119 HERNIA AND HYDROCELE PROCEDURES | 2 | 1,396 |
| | 120 COMPLEX ANAL AND RECTAL PROCEDURES | 1 | 222 |
| | 122 MISCELLANEOUS ABDOMINAL PROCEDURES | 1 | 29 |
| | 123 COMPLEX LAPAROSCOPIC PROCEDURES | 10 | 2,024 |
| 07 | URINARY SYSTEM | 6 | 1,645 |
| | 133 URINARY CATHETERIZATION AND DILATATION | 2 | 24 |
| | 134 COMPLEX CYSTOURETHROSCOPY AND LITHOLAPAXY | 1 | 502 |
| | 135 MODERATE CYSTOURETHROSCOPY | 2 | 440 |
| | 136 SIMPLE CYSTOURETHROSCOPY | 1 | 106 |
| 08 | MALE GENITAL SYSTEM | 3 | 588 |
| | 151 TESTICULAR AND EPIDIDYMAL PROCEDURES | 1 | 404 |
| | 153 COMPLEX PENILE PROCEDURES | 1 | 29 |
| | 154 SIMPLE PENILE PROCEDURES | 1 | 141 |
| 09 | FEMALE GENITAL SYSTEM | 21 | 1,642 |
| | 176 COMPLEX FEMALE REPRODUCTIVE PROCEDURES | 9 | 178 |
| | 177 SIMPLE FEMALE REPRODUCTIVE PROCEDURES | 8 | 411 |
| | 179 HYSTEROSCOPY | 4 | 848 |
| 10 | NERVOUS SYSTEM | 37 | 10,825 |
| | 198 NERVE REPAIR AND DESTRUCTION | 37 | 2,439 |
| 11 | EYE AND OCULAR ADNEXA | 9 | 20,551 |
| | 221 COMPLEX REPAIR AND PLASTIC PROCEDURES OF EYE | 3 | 1,823 |
| | 222 SIMPLE REPAIR AND PLASTIC PROCEDURES OF EYE | 6 | 388 |
| 12 | FACIAL, EAR, NOSE, MOUTH AND THROAT | 62 | 18,833 |

AMB ST 1-4
UTAH HOSPITAL AND FREESTANDING AMBULATORY SURGERY CENTER (FASC) UTILIZATION AND CHARGE PROFILE OF OUTPATIENT SURGERY, 2005
PROCEDURE APG CATEGORY, PROCEDURE APG, BASED ON REPORTABLE* CPT-4 PROCEDURES

412 Madsen Surgery Center

| procedure APG category procedure APG | TOTAL # | TOTAL # (ALL FASCs) |
|---|---------|---------------------|
| 234 COMPLEX FACIAL AND ENT PROCEDURES | 41 | 3,106 |
| 235 SIMPLE FACIAL AND ENT PROCEDURES | 21 | 11,701 |

SOURCE: Utah Ambulatory Surgery Database
 Utah Health Data Committee/Office of Health Care Statistics
 Reportable* excludes codes in the former "Other" category and CPT blood draw codes in previous reports.

AMB ST 1-5
UTAH HOSPITAL AND FREESTANDING AMBULATORY SURGERY CENTER (FASC) UTILIZATION AND CHARGE PROFILE OF OUTPATIENT SURGERY, 2005
PROCEDURE APG CATEGORY, PROCEDURE APG, SINGLE APG ONLY
BASED ON REPORTABLE* CPT-4 PROCEDURES

412 Madsen Surgery Center

| Procedure APG category | Procedure APG | TOTAL # | AVE TOT CHR | AVE TOT CHR(ALL FASCs) |
|------------------------|---|---------|-------------|-------------------------|
| 01 | INTEGUMENTARY SYSTEM | 13 | \$1,347 | \$1,328 |
| | 003 COMPLEX INCISION AND DRAINAGE | 1 | \$973 | \$1,219 |
| | 007 COMPLEX EXCISION, BIOPSY AND DEBRIDEMENT | 5 | \$1,912 | \$1,419 |
| | 008 SIMPLE EXCISION AND BIOPSY | 6 | \$793 | \$1,377 |
| | 011 SIMPLE INCISION AND EXCISION OF BREAST | 1 | \$2,217 | \$919 |
| 02 | MUSCULOSKELETAL SYSTEM | 82 | \$2,436 | \$2,609 |
| | 022 SIMPLE MUSCULOSKELETAL PROCEDURES EXCLUDING HAND AND FOOT | 2 | \$2,393 | \$2,534 |
| | 023 COMPLEX HAND AND FOOT MUSCULOSKELETAL PROCEDURES | 6 | \$3,202 | \$2,512 |
| | 024 SIMPLE HAND AND FOOT MUSCULOSKELETAL PROCEDURES | 41 | \$1,897 | \$1,799 |
| | 025 ARTHROSCOPY | 1 | \$1,038 | \$3,279 |
| | 028 CLOSED TREATMENT FX & DISLOCATION OF FINGER, TOE & TRUNK | 3 | \$1,373 | \$1,606 |
| | 029 CLOSED TREATMENT FX & DISLOCATION EXC FINGER, TOE & TRUNK | 2 | \$835 | \$1,401 |
| | 030 OPEN OR PERCUTANEOUS TREATMENT OF FRACTURES | 12 | \$2,931 | \$2,467 |
| | 032 BUNION PROCEDURES | 15 | \$3,733 | \$2,034 |
| 04 | CARDIOVASCULAR SYSTEM | 1 | \$5,825 | \$1,547 |
| | 079 REMOVAL AND REVISION OF PACEMAKER AND VASCULAR DEVICE | 1 | \$5,825 | \$1,295 |
| 06 | DIGESTIVE SYSTEM | 9 | \$2,964 | \$1,225 |
| | 119 HERNIA AND HYDROCELE PROCEDURES | 2 | \$3,979 | \$2,089 |
| | 120 COMPLEX ANAL AND RECTAL PROCEDURES | 1 | \$2,928 | \$1,165 |
| | 122 MISCELLANEOUS ABDOMINAL PROCEDURES | 1 | \$2,917 | \$1,206 |
| | 123 COMPLEX LAPAROSCOPIC PROCEDURES | 5 | \$2,575 | \$3,381 |
| 07 | URINARY SYSTEM | 4 | \$2,476 | \$3,486 |
| | 133 URINARY CATHETERIZATION AND DILATATION | 1 | \$2,138 | \$1,674 |
| | 135 MODERATE CYSTOURETHROSCOPY | 2 | \$3,155 | \$1,698 |
| | 136 SIMPLE CYSTOURETHROSCOPY | 1 | \$1,458 | \$1,174 |
| 08 | MALE GENITAL SYSTEM | 3 | \$1,236 | \$1,856 |
| | 151 TESTICULAR AND EPIDIDYMAL PROCEDURES | 1 | \$504 | \$2,108 |
| | 153 COMPLEX PENILE PROCEDURES | 1 | \$1,044 | \$1,941 |
| | 154 SIMPLE PENILE PROCEDURES | 1 | \$2,160 | \$1,363 |
| 09 | FEMALE GENITAL SYSTEM | 15 | \$2,001 | \$2,168 |
| | 176 COMPLEX FEMALE REPRODUCTIVE PROCEDURES | 9 | \$1,967 | \$2,417 |
| | 177 SIMPLE FEMALE REPRODUCTIVE PROCEDURES | 4 | \$1,930 | \$1,427 |
| | 179 HYSTEROSCOPY | 2 | \$2,293 | \$2,593 |
| 10 | NERVOUS SYSTEM | 10 | \$1,751 | \$1,048 |
| | 198 NERVE REPAIR AND DESTRUCTION | 10 | \$1,751 | \$1,769 |
| 11 | EYE AND OCULAR ADNEXA | 6 | \$1,683 | \$2,379 |
| | 221 COMPLEX REPAIR AND PLASTIC PROCEDURES OF EYE | 1 | \$1,299 | \$2,050 |
| | 222 SIMPLE REPAIR AND PLASTIC PROCEDURES OF EYE | 5 | \$1,760 | \$1,353 |
| 12 | FACIAL, EAR, NOSE, MOUTH AND THROAT | 27 | \$1,782 | \$1,728 |
| | 234 COMPLEX FACIAL AND ENT PROCEDURES | 16 | \$2,019 | \$2,098 |
| | 235 SIMPLE FACIAL AND ENT PROCEDURES | 11 | \$1,437 | \$1,886 |

SOURCE: Utah Ambulatory Surgery Database

Utah Health Data Committee/Office of Health Care Statistics

Reportable* excludes codes in the former "Other" category and CPT blood draw codes in previous reports.

AMB ST 1-6
UTAH HOSPITAL AND FREESTANDING AMBULATORY SURGERY CENTER (FASC) UTILIZATION AND CHARGE PROFILE OF OUTPATIENT SURGERY, 2005
NUMBER OF SELECTED AMBULATORY SURGERY PATIENT VISITS BY PATIENT PROFILE

412 Madsen Surgery Center

| Patient Profile | Patient Visits | | Patient Visits-All FASCs | |
|----------------------------|----------------|-------|--------------------------|------|
| | (#) | (%) | (#) | (%) |
| GENDER | | | | |
| Female | 212 | 61.1 | 46,953 | 55.1 |
| Male | 135 | 38.9 | 38,149 | 44.8 |
| Unknown | 0 | 0.0 | 39 | 0.0 |
| Not Reported | 0 | 0.0 | 44 | 0.1 |
| AGE | | | | |
| 1-28 days | 0 | 0.0 | 0 | 0.0 |
| 29-365 days | 0 | 0.0 | 594 | 0.7 |
| 1-4 years | 0 | 0.0 | 4,739 | 5.6 |
| 5-9 | 1 | 0.3 | 2,401 | 2.8 |
| 10-14 | 7 | 2.0 | 1,336 | 1.6 |
| 15-17 | 12 | 3.5 | 1,477 | 1.7 |
| 18-19 | 7 | 2.0 | 1,299 | 1.5 |
| 20-24 | 43 | 12.4 | 3,472 | 4.1 |
| 25-29 | 52 | 15.0 | 3,624 | 4.3 |
| 30-34 | 32 | 9.2 | 3,616 | 4.2 |
| 35-39 | 30 | 8.6 | 3,598 | 4.2 |
| 40-44 | 28 | 8.1 | 4,506 | 5.3 |
| 45-49 | 38 | 11.0 | 5,414 | 6.4 |
| 50-54 | 38 | 11.0 | 7,673 | 9.0 |
| 55-59 | 19 | 5.5 | 7,166 | 8.4 |
| 60-64 | 19 | 5.5 | 6,418 | 7.5 |
| 65-69 | 13 | 3.7 | 7,432 | 8.7 |
| 70-74 | 3 | 0.9 | 7,255 | 8.5 |
| 75-79 | 1 | 0.3 | 6,544 | 7.7 |
| 80-84 | 2 | 0.6 | 4,314 | 5.1 |
| 85-89 | 2 | 0.6 | 1,833 | 2.2 |
| 90 + | 0 | 0.0 | 467 | 0.5 |
| Not Reported | 0 | 0.0 | 7 | 0.0 |
| SOURCE OF ADMISSION | | | | |
| Physician Referral | 0 | 0.0 | 71,765 | 84.2 |
| Clinic Referral | 0 | 0.0 | 857 | 1.0 |
| HMO Referral | 0 | 0.0 | 3 | 0.0 |
| Other Hospital | 0 | 0.0 | 0 | 0.0 |
| Skilled Nursing Facility | 0 | 0.0 | 1 | 0.0 |
| Other Health Care Facility | 0 | 0.0 | 3 | 0.0 |
| Emergency Room | 0 | 0.0 | 0 | 0.0 |
| Court/Law Enforcement | 0 | 0.0 | 0 | 0.0 |
| Unknown | 0 | 0.0 | 1,361 | 1.6 |
| Not Reported | 347 | 100.0 | 11,195 | 13.1 |

(Continued)

AMB ST 1-6
UTAH HOSPITAL AND FREESTANDING AMBULATORY SURGERY CENTER (FASC) UTILIZATION AND CHARGE PROFILE OF OUTPATIENT SURGERY, 2005
NUMBER OF SELECTED AMBULATORY SURGERY PATIENT VISITS BY PATIENT PROFILE

412 Madsen Surgery Center

| Patient Profile | Patient Visits | | Patient Visits-All FASCs | |
|---|----------------|-------|--------------------------|------|
| | (#) | (%) | (#) | (%) |
| DISCHARGE STATUS | | | | |
| Home or Self Care | 347 | 100.0 | 74,273 | 87.2 |
| Another Hospital | 0 | 0.0 | 73 | 0.1 |
| Skilled Nursing Facility | 0 | 0.0 | 0 | 0.0 |
| Intermediate Care Facility | 0 | 0.0 | 0 | 0.0 |
| Another Type of Institution | 0 | 0.0 | 2 | 0.0 |
| Under Care of Home Service | 0 | 0.0 | 1 | 0.0 |
| Left Against Medical Advice | 0 | 0.0 | 0 | 0.0 |
| Under Care of Home IV Provider | 0 | 0.0 | 0 | 0.0 |
| Expired | 0 | 0.0 | 0 | 0.0 |
| Unknown | 0 | 0.0 | 10,836 | 12.7 |
| Not Reported | 0 | 0.0 | 0 | 0.0 |
| PRIMARY PAYER | | | | |
| Medicare | 22 | 6.3 | 26,849 | 31.5 |
| Medicaid | 36 | 10.4 | 5,633 | 6.6 |
| Other government | 12 | 3.5 | 2,207 | 2.6 |
| Blue Cross/Blue Shield | 66 | 19.0 | 16,389 | 19.2 |
| Other Commercial | 27 | 7.8 | 7,724 | 9.1 |
| Managed Care(HMO, PPO) | 85 | 24.5 | 21,754 | 25.5 |
| Self Pay | 80 | 23.1 | 1,039 | 1.2 |
| Industrial & Worker Comp | 19 | 5.5 | 2,186 | 2.6 |
| Charity and Unclassified | 0 | 0.0 | 150 | 0.2 |
| Childrens Health Insurance | 0 | 0.0 | 324 | 0.4 |
| Unknown | 0 | 0.0 | 91 | 0.1 |
| Not Reported | 0 | 0.0 | 839 | 1.0 |
| LOCAL HEALTH DISTRICT OF PATIENT RESIDENCE | | | | |
| Bear River | 7 | 2.0 | 3,935 | 4.6 |
| Central Utah | 0 | 0.0 | 1,393 | 1.6 |
| Davis County | 25 | 7.2 | 13,342 | 15.7 |
| Salt Lake County | 212 | 61.1 | 27,212 | 31.9 |
| Southeastern Utah | 3 | 0.9 | 782 | 0.9 |
| Southwest Utah | 2 | 0.6 | 5,072 | 6.0 |
| Summit County | 11 | 3.2 | 1,027 | 1.2 |
| Tooele County | 25 | 7.2 | 1,179 | 1.4 |
| Tri-County | 5 | 1.4 | 453 | 0.5 |
| Utah County | 10 | 2.9 | 10,349 | 12.1 |
| Wasatch County | 4 | 1.2 | 437 | 0.5 |
| Weber County | 14 | 4.0 | 15,834 | 18.6 |
| Unknown Utah | 0 | 0.0 | 36 | 0.0 |
| Outside Utah | 29 | 8.4 | 4,110 | 4.8 |
| Unknown, Not Reported | 0 | 0.0 | 24 | 0.0 |

SOURCE: Utah Ambulatory Surgery Database,
Utah Health Data Committee/Office of Health Care Statistics.

AMB ST 1-1
UTAH HOSPITAL AND FREESTANDING AMBULATORY SURGERY CENTER (FASC) UTILIZATION AND CHARGE PROFILE OF OUTPATIENT SURGERY, 2005
NUMBER OF CPT-4 AND ICD-9 REPORTABLE* PROCEDURES BY SELECTED AMBULATORY SURGERY REPORTING CATEGORY

404 McKay-Dee Surgical Center

| | Procedures Performed | | Procedures Performed-All FASCs | |
|--|----------------------|-------|--------------------------------|-------|
| | (#) | (%) | (#) | (%) |
| Reporting Category(ICD-9-CM CODES) | 14,381 | 100.0 | 66,156 | 100.0 |
| Mastectomy (85.0-85.99) | 0 | 0.0 | 1,584 | 2.4 |
| Musculoskeletal (76.0-84.99) | 3,378 | 23.5 | 11,899 | 18.0 |
| Respiratory (30.0-34.99) | 53 | 0.4 | 119 | 0.2 |
| Cardiovascular (35.0-39.99) | 3 | 0.0 | 362 | 0.5 |
| Lymphatic/Hemetic (40.0-41.99) | 33 | 0.2 | 141 | 0.2 |
| Digestive System (42.0-54.99) | 294 | 2.0 | 13,725 | 20.7 |
| Urinary (55.0-59.99) | 9 | 0.1 | 322 | 0.5 |
| Male Genital (60.0-64.99) | 0 | 0.0 | 262 | 0.4 |
| Female Genital (65.0-71.99) | 1,334 | 9.3 | 1,797 | 2.7 |
| Endocrine/Nervous (01.0-07.99) | 2,055 | 14.3 | 3,838 | 5.8 |
| Eye (08.0-16.99) | 2,663 | 18.5 | 18,120 | 27.4 |
| Ear (18.0-20.99) | 1,805 | 12.6 | 3,735 | 5.6 |
| Nose, Mouth, Pharynx (21.0-29.99) | 2,754 | 19.2 | 10,252 | 15.5 |
| Reporting Category(CPT-4 CODES) | 10,587 | 100.0 | 117,978 | 100.0 |
| Mastectomy (19120-19220) | 0 | 0.0 | 622 | 0.5 |
| Musculoskeletal (20000-29909) | 2,156 | 20.4 | 24,588 | 20.8 |
| Respiratory (30000-32999 & 39501-39599) | 1,470 | 13.9 | 9,814 | 8.3 |
| Cardiovascular (33010-37799 & 93501-93660) | 7 | 0.1 | 760 | 0.6 |
| Lymphatic/Hemetic (38100-38999) | 27 | 0.3 | 188 | 0.2 |
| Digestive (40490-49999) | 1,296 | 12.2 | 39,759 | 33.7 |
| Urinary (50010-53899) | 8 | 0.1 | 1,679 | 1.4 |
| Male Genital (54000-55899) | 0 | 0.0 | 657 | 0.6 |
| Female Genital (56405-58999) | 744 | 7.0 | 2,830 | 2.4 |
| Endocrine/Nervous (60000-64999) | 1,809 | 17.1 | 11,257 | 9.5 |
| Eye (65091-68899) | 1,462 | 13.8 | 20,646 | 17.5 |
| Ear (69000-69979) | 1,608 | 15.2 | 5,178 | 4.4 |

SOURCE: Utah Ambulatory Surgery Database

Utah Health Data Committee/Office of Health Care Statistics.

Reportable* excludes codes in the former "Other" category and CPT blood draw codes in previous reports.

AMB ST 1-2
UTAH HOSPITAL AND FREESTANDING AMBULATORY SURGERY CENTER (FASC) UTILIZATION AND CHARGE PROFILE OF OUTPATIENT SURGERY, 2005
MOST COMMONLY PERFORMED CPT-4 AND ICD-9 REPORTABLE* PROCEDURES

404 McKay-Dee Surgical Center

| ICD-9 CODE | ICD-9 DESCRIPTION | # | % | % ALL FASCs |
|-----------------------------|-------------------------------------|-------|-----|-------------|
| All ICD-9 Procedures | | | | |
| 2001 | MYRINGOTOMY WITH INSERTION OF TUBE | 1,419 | 9.9 | 4.58 |
| 1371 | INSRT IOL-CATARACT EXTRACT-1 STAGE | 1,085 | 7.5 | 10.20 |
| 1341 | PHACOEMULSIFICATION&ASPIR CATARACT | 1,079 | 7.5 | 7.14 |
| 0392 | INJECTION OTH AGT INTO SPINAL CANAL | 957 | 6.7 | 1.72 |
| 0391 | INJECTION ANES-SPINAL CANAL ANALG | 940 | 6.5 | 1.42 |
| 283 | TONSILLECTOMY WITH ADENOIDECTOMY | 756 | 5.3 | 2.03 |
| 8026 | ARTHROSCOPY OF KNEE | 559 | 3.9 | 1.04 |
| 2169 | OTHER TURBINECTOMY | 391 | 2.7 | 2.47 |
| 806 | EXCISION SEMILUNAR CARTILAGE KNEE | 348 | 2.4 | 2.10 |
| 8021 | ARTHROSCOPY OF SHOULDER | 314 | 2.2 | 0.54 |
| 2188 | OTHER SEPTOPLASTY | 277 | 1.9 | 1.25 |
| 6812 | HYSTEROSCOPY | 250 | 1.7 | 0.38 |
| 282 | TONSILLECTOMY WITHOUT ADENOIDECTOMY | 235 | 1.6 | 0.90 |
| 8183 | OTHER REPAIR OF SHOULDER | 208 | 1.4 | 1.16 |
| 201 | REMOVAL OF TYMPANOSTOMY TUBE | 206 | 1.4 | 0.46 |
| 5421 | LAPAROSCOPY | 200 | 1.4 | 0.39 |
| 8363 | ROTATOR CUFF REPAIR | 198 | 1.4 | 0.65 |
| 6823 | ENDOMETRIAL ABLATION | 194 | 1.3 | 0.31 |
| 2219 | OTHER DIAGNOSTIC PROC NASAL SINUSES | 193 | 1.3 | 1.02 |
| 6909 | OTHER DILATION&CURETTAGE OF UTERUS | 187 | 1.3 | 0.33 |

| CPT-4 CODE | CPT-4 DESCRIPTION | # | % | % ALL FASCs |
|-----------------------------|----------------------------------|-------|------|-------------|
| All CPT-4 Procedures | | | | |
| 69436 | TYMPANOSTOMY GENERAL ANESTHESIA | 1,397 | 13.2 | 3.73 |
| 66984 | EXTRACAPSULAR CATARACT REMV IOL | 1,078 | 10.2 | 10.00 |
| 30140 | SUBMUCOS RES TURBINATE PART/CMPL | 543 | 5.1 | 2.13 |
| 42820 | T&A; UNDER AGE 12 | 539 | 5.1 | 1.47 |
| 64476 | INJ ANES FACET JT; LUMB/SAC-EA A | 495 | 4.7 | 0.99 |
| 62311 | INJ 1 NOT NEUROLYTIC-EPID; LUMB/ | 340 | 3.2 | 1.48 |
| 29881 | SCOPE KNEE SURG;W/MENISCECT MED/ | 254 | 2.4 | 1.78 |
| 30520 | SEPTOPLASTY/SUBMUCOS RES W/GFT | 243 | 2.3 | 1.40 |
| 64475 | INJ ANES FACET JT; LUMB/SAC-1LEV | 233 | 2.2 | 0.62 |
| 64483 | INJ ANES EPIDURL; LUMB/SAC 1 LEV | 227 | 2.1 | 1.12 |
| 42826 | TONSILLECTOMY PRIM/SEC; AGE 12/O | 187 | 1.8 | 0.74 |
| 42821 | T&A; AGE 12 OR OVER | 186 | 1.8 | 0.54 |
| 58563 | HYSTEROSC SURG; W/ENDOMETRIAL AB | 171 | 1.6 | 0.42 |
| 66821 | DISCISSION 2ND CATARACT; LASER S | 166 | 1.6 | 1.66 |
| 31256 | NASL/SINUS ENDO SURG W/MAX ANTRO | 162 | 1.5 | 0.63 |
| 58662 | LAP SURG; W/FULG/EXCIS LES-OVARY | 140 | 1.3 | 0.52 |
| 42830 | ADENOIDECTOMY PRIMARY; UNDER AGE | 120 | 1.1 | 0.36 |
| 31254 | NASAL/SINUS ENDO; W/PART ETHMOEC | 118 | 1.1 | 0.37 |
| 29877 | SCOPE KNEE SURG; DEBRID/SHAVE CA | 117 | 1.1 | 1.13 |
| 64623 | DESTRUC FACET JT NRV; L/S-EA AD | 106 | 1.0 | 0.52 |

SOURCE: Utah Ambulatory Surgery Database

Utah Health Data Committee/Office of Health Care Statistics

Reportable* excludes codes in the former "Other" category and CPT4 blood draw codes in previous reports.

AMB ST 1-3

UTAH HOSPITAL AND FREESTANDING AMBULATORY SURGERY CENTER (FASC) UTILIZATION AND CHARGE PROFILE OF OUTPATIENT SURGERY, 2005
 AVERAGE TOTAL CHARGES FOR MOST COMMONLY PERFORMED CPT-4 AND ICD-9 REPORTABLE* PROCEDURES, SINGLE ICD-9 OR CPT-4 ONLY

404 McKay-Dee Surgical Center

| ICD-9 CODE | ICD-9 DESCRIPTION | # | AVE TOT CHRGE | AVE TOT CHRGE(ALL FASCs) |
|------------------|-------------------------------------|-------|---------------|---------------------------|
| ICD-9 Procedures | | 2,167 | \$1,440 | \$1,608 |
| 283 | TONSILLECTOMY WITH ADENOIDECTOMY | 617 | \$1,436 | \$1,302 |
| 282 | TONSILLECTOMY WITHOUT ADENOIDECTOMY | 173 | \$1,446 | \$1,316 |
| 1364 | DISCISSION OF SECONDARY MEMBRANE | 155 | \$871 | \$1,037 |
| 6952 | ASPIRATION CURET FOLLOWING DELIV/AB | 76 | \$1,195 | \$1,195 |
| 6629 | OTH BIL ENDO DESTRUC FALLOP TUBES | 49 | \$1,631 | \$1,542 |
| 031 | DIVISION OF INTRASPINAL NERVE ROOT | 48 | \$3,391 | \$3,391 |
| 2171 | CLOSED REDUCTION OF NASAL FRACTURE | 34 | \$1,262 | \$1,346 |
| 194 | MYRINGOPLASTY | 33 | \$2,049 | \$2,240 |
| 0407 | OTH EXC/AVUL CRANIL&PERIPH NERV | 29 | \$1,394 | \$1,738 |
| 7751 | BUNIONEC SOFT-OSTEOT 1ST METATARS | 28 | \$1,925 | \$2,416 |
| 7756 | REPAIR OF HAMMER TOE | 28 | \$1,842 | \$2,501 |
| 6732 | DESTRUCTION LESION CERVIX CAUT | 26 | \$1,234 | \$1,243 |
| 7867 | REMOVAL IMPL DEVICE FROM TIBIA&FIB | 26 | \$1,097 | \$1,055 |
| 2001 | MYRINGOTOMY WITH INSERTION OF TUBE | 22 | \$436 | \$1,224 |
| 286 | ADENOIDECTOMY WITHOUT TONSILLECTOMY | 21 | \$858 | \$830 |
| 7788 | OTH PARTIAL OSTECTOMY TARSALS&MTS | 20 | \$2,205 | \$2,602 |
| 0943 | PROBING OF NASOLACRIMAL DUCT | 18 | \$384 | \$460 |
| 4021 | EXCISION DEEP CERVICAL LYMPH NODE | 18 | \$1,359 | \$1,832 |
| 7936 | OPEN RDUC FX TIB&FIB W/INTRL FIX | 18 | \$2,030 | \$2,749 |
| 8192 | INJ THERAPEUTIC SBSTNC IN JNT/LIG | 17 | \$576 | \$675 |

| CPT-4 CODE | CPT-4 DESCRIPTION | # | AVE TOT CHRGE | AVE TOT CHRGE(ALL FASCs) |
|------------------|----------------------------------|-------|---------------|---------------------------|
| CPT-4 Procedures | | 4,866 | \$1,780 | \$1,829 |
| 66984 | EXTRACAPSULAR CATARACT REMV IOL | 1,066 | \$2,304 | \$2,592 |
| 42820 | T&A; UNDER AGE 12 | 430 | \$1,422 | \$1,432 |
| 62311 | INJ 1 NOT NEUROLYTIC-EPID; LUMB/ | 323 | \$553 | \$677 |
| 64483 | INJ ANES EPIDURL; LUMB/SAC 1 LEV | 205 | \$618 | \$742 |
| 29881 | SCOPE KNEE SURG;W/MENISCECT MED/ | 182 | \$1,833 | \$2,742 |
| 66821 | DISCISSION 2ND CATARACT; LASER S | 163 | \$874 | \$771 |
| 42821 | T&A; AGE 12 OR OVER | 161 | \$1,445 | \$1,366 |
| 42826 | TONSILLECTOMY PRIM/SEC; AGE 12/O | 145 | \$1,449 | \$1,419 |
| 62310 | INJ 1 NOT NEUROLYTIC-EPID;CERV/T | 82 | \$578 | \$694 |
| 58563 | HYSTEROSC SURG; W/ENDOMETRIAL AB | 81 | \$2,858 | \$3,149 |
| 58558 | HYSTEROSCPY SURG; W/BX &/ POLYPE | 77 | \$1,132 | \$1,707 |
| 58662 | LAP SURG; W/FULG/EXCIS LES-OVARY | 73 | \$2,405 | \$2,478 |
| 20680 | REMOVAL OF IMPLANT; DEEP | 49 | \$1,107 | \$1,603 |
| 29877 | SCOPE KNEE SURG; DEBRID/SHAVE CA | 49 | \$1,941 | \$2,751 |
| 29880 | SCOPE KNEE SURG;W/MENISCECT MED& | 48 | \$2,222 | \$3,610 |
| 64475 | INJ ANES FACET JT; LUMB/SAC-1LEV | 44 | \$811 | \$801 |
| 29823 | SCOPE SHOULDER SURGICAL; DEBRID | 39 | \$4,240 | \$4,007 |
| 29824 | SCOPE SHLDR SURG;DIST CLAVICULEC | 34 | \$5,080 | \$4,462 |
| 29888 | ARTHSCPY AIDED ACL REPR/AUG/RECO | 34 | \$4,893 | \$5,515 |
| 21320 | CLOS TX NASL BONE FRACTURE; W/ST | 33 | \$1,266 | \$1,389 |

SOURCE: Utah Ambulatory Surgery Database
 Reportable* excludes codes in the former "Other" category and CPT4 blood draw codes in previous reports.

AMB ST 1-4
UTAH HOSPITAL AND FREESTANDING AMBULATORY SURGERY CENTER (FASC) UTILIZATION AND CHARGE PROFILE OF OUTPATIENT SURGERY, 2005
PROCEDURE APG CATEGORY, PROCEDURE APG, BASED ON REPORTABLE* CPT-4 PROCEDURES

404 McKay-Dee Surgical Center

| Procedure APG category | | TOTAL # | TOTAL # (ALL FASCs) |
|------------------------|---|---------|---------------------|
| Procedure APG | | | |
| 01 | INTEGUMENTARY SYSTEM | 82 | 1,743 |
| | 003 COMPLEX INCISION AND DRAINAGE | 4 | 26 |
| | 006 SIMPLE DEBRIDEMENT AND DESTRUCTION | 1 | 23 |
| | 007 COMPLEX EXCISION, BIOPSY AND DEBRIDEMENT | 20 | 359 |
| | 008 SIMPLE EXCISION AND BIOPSY | 47 | 551 |
| | 009 COMPLEX SKIN REPAIRS INCL INTEGUMENT GRAFTS, TRANSFER & REARRANGE | 10 | 129 |
| 02 | MUSCULOSKELETAL SYSTEM | 1,978 | 22,851 |
| | 021 COMPLEX MUSCULOSKELETAL PROCEDURES EXCLUDING HAND AND FOOT | 264 | 2,301 |
| | 022 SIMPLE MUSCULOSKELETAL PROCEDURES EXCLUDING HAND AND FOOT | 69 | 632 |
| | 023 COMPLEX HAND AND FOOT MUSCULOSKELETAL PROCEDURES | 46 | 849 |
| | 024 SIMPLE HAND AND FOOT MUSCULOSKELETAL PROCEDURES | 372 | 5,395 |
| | 025 ARTHROSCOPY | 1,035 | 9,769 |
| | 029 CLOSED TREATMENT FX & DISLOCATION EXC FINGER, TOE & TRUNK | 11 | 117 |
| | 030 OPEN OR PERCUTANEOUS TREATMENT OF FRACTURES | 74 | 1,212 |
| | 031 BONE OR JOINT MANIPULATION UNDER ANESTHESIA | 11 | 216 |
| | 032 BUNION PROCEDURES | 72 | 1,149 |
| | 033 ARTHROPLASTY | 3 | 217 |
| | 034 HAND AND FOOT TENOTOMY | 6 | 110 |
| | 035 ARTHROCENTESIS AND LIGAMENT OR TENDON INJECTION | 15 | 869 |
| 03 | RESPIRATORY SYSTEM | 576 | 4,466 |
| | 053 COMPLEX ENDOSCOPY OF THE UPPER AIRWAY | 565 | 4,423 |
| | 054 SIMPLE ENDOSCOPY OF THE UPPER AIRWAY | 9 | 33 |
| | 055 ENDOSCOPY OF THE LOWER AIRWAY | 2 | 5 |
| 04 | CARDIOVASCULAR SYSTEM | 6 | 668 |
| | 077 ANGIOPLASTY AND TRANSCATHETER PROCEDURES | 6 | 234 |
| 05 | HEMATOLOGIC, LYMPHATIC, AND ENDOCRINE | 34 | 217 |
| | 095 DEEP LYMPH STRUCTURE AND THYROID PROCEDURES | 34 | 217 |
| 06 | DIGESTIVE SYSTEM | 352 | 33,057 |
| | 112 ESOPHAGEAL DILATION WITHOUT ENDOSCOPY | 1 | 646 |
| | 113 ANOSCOPY WITH BIOPSY AND DIAGNOSTIC PROCTOSIGMOIDOSCOPY | 1 | 106 |
| | 115 DIAGNOSTIC UPPER GI ENDOSCOPY OR INTUBATION | 4 | 7,909 |
| | 119 HERNIA AND HYDROCELE PROCEDURES | 1 | 1,396 |
| | 120 COMPLEX ANAL AND RECTAL PROCEDURES | 1 | 222 |
| | 123 COMPLEX LAPAROSCOPIC PROCEDURES | 344 | 2,024 |
| 07 | URINARY SYSTEM | 3 | 1,645 |
| | 135 MODERATE CYSTOURETHROSCOPY | 1 | 440 |
| | 136 SIMPLE CYSTOURETHROSCOPY | 2 | 106 |
| 09 | FEMALE GENITAL SYSTEM | 469 | 1,642 |
| | 176 COMPLEX FEMALE REPRODUCTIVE PROCEDURES | 10 | 178 |
| | 177 SIMPLE FEMALE REPRODUCTIVE PROCEDURES | 86 | 411 |
| | 178 DILATION AND CURETTAGE | 100 | 184 |
| | 179 HYSTEROSCOPY | 273 | 848 |
| 10 | NERVOUS SYSTEM | 1,802 | 10,825 |
| | 195 NERVOUS SYSTEM INJECTIONS, STIMULATIONS OR CRANIAL TAP | 1,738 | 8,220 |
| | 196 REVISION AND REMOVAL OF NEUROLOGICAL DEVICE | 1 | 38 |
| | 198 NERVE REPAIR AND DESTRUCTION | 63 | 2,439 |

AMB ST 1-4
UTAH HOSPITAL AND FREESTANDING AMBULATORY SURGERY CENTER (FASC) UTILIZATION AND CHARGE PROFILE OF OUTPATIENT SURGERY, 2005
PROCEDURE APG CATEGORY, PROCEDURE APG, BASED ON REPORTABLE* CPT-4 PROCEDURES

404 McKay-Dee Surgical Center

| procedure APG category | | TOTAL # | TOTAL # (ALL FASCs) |
|------------------------|---|---------|---------------------|
| procedure APG | | | |
| 11 | EYE AND OCULAR ADNEXA | 1,459 | 20,551 |
| | 211 MINOR OPHTHALMOLOGICAL TESTS AND PROCEDURES | 1 | 175 |
| | 213 LASER EYE PROCEDURES | 171 | 2,001 |
| | 214 CATARACT PROCEDURES | 1,092 | 12,253 |
| | 215 COMPLEX ANTERIOR SEGMENT EYE PROCEDURES | 28 | 957 |
| | 216 MODERATE ANTERIOR SEGMENT EYE PROCEDURES | 36 | 809 |
| | 217 SIMPLE ANTERIOR SEGMENT EYE PROCEDURES | 3 | 704 |
| | 219 SIMPLE POSTERIOR SEGMENT EYE PROCEDURES | 1 | 161 |
| | 220 STRABISMUS AND MUSCLE EYE PROCEDURES | 53 | 545 |
| | 221 COMPLEX REPAIR AND PLASTIC PROCEDURES OF EYE | 57 | 1,823 |
| | 222 SIMPLE REPAIR AND PLASTIC PROCEDURES OF EYE | 17 | 388 |
| 12 | FACIAL, EAR, NOSE, MOUTH AND THROAT | 3,731 | 18,833 |
| | 233 NASAL CAUTERIZATION AND PACKING | 26 | 84 |
| | 234 COMPLEX FACIAL AND ENT PROCEDURES | 397 | 3,106 |
| | 235 SIMPLE FACIAL AND ENT PROCEDURES | 2,230 | 11,701 |
| | 236 TONSIL AND ADENOID PROCEDURES | 1,078 | 3,942 |
| 13 | THERAPEUTIC AND OTHER RADIOLOGICAL PROCEDURES | 1 | 344 |
| | 255 MISCELLANEOUS RADIOLOGICAL PROCEDURES WITH CONTRAST | 1 | 5 |

SOURCE: Utah Ambulatory Surgery Database

Utah Health Data Committee/Office of Health Care Statistics

Reportable* excludes codes in the former "Other" category and CPT blood draw codes in previous reports.

AMB ST 1-5
UTAH HOSPITAL AND FREESTANDING AMBULATORY SURGERY CENTER (FASC) UTILIZATION AND CHARGE PROFILE OF OUTPATIENT SURGERY, 2005
PROCEDURE APG CATEGORY, PROCEDURE APG, SINGLE APG ONLY
BASED ON REPORTABLE* CPT-4 PROCEDURES

404 McKay-Dee Surgical Center

| Procedure APG category | Procedure APG | TOTAL # | AVE TOT CHR | AVE TOT CHR(ALL FASCs) |
|------------------------|---|---------|-------------|-------------------------|
| 01 | INTEGUMENTARY SYSTEM | 44 | \$1,992 | \$1,328 |
| | 003 COMPLEX INCISION AND DRAINAGE | 2 | \$1,109 | \$1,219 |
| | 007 COMPLEX EXCISION, BIOPSY AND DEBRIDEMENT | 16 | \$1,602 | \$1,419 |
| | 008 SIMPLE EXCISION AND BIOPSY | 18 | \$1,433 | \$1,377 |
| | 009 COMPLEX SKIN REPAIRS INCL INTEGUMENT GRAFTS, TRANSFER & REARRAN | 8 | \$4,247 | \$3,373 |
| 02 | MUSCULOSKELETAL SYSTEM | 1,074 | \$2,414 | \$2,609 |
| | 021 COMPLEX MUSCULOSKELETAL PROCEDURES EXCLUDING HAND AND FOOT | 80 | \$2,797 | \$3,178 |
| | 022 SIMPLE MUSCULOSKELETAL PROCEDURES EXCLUDING HAND AND FOOT | 50 | \$2,681 | \$2,534 |
| | 023 COMPLEX HAND AND FOOT MUSCULOSKELETAL PROCEDURES | 14 | \$2,367 | \$2,512 |
| | 024 SIMPLE HAND AND FOOT MUSCULOSKELETAL PROCEDURES | 216 | \$1,412 | \$1,799 |
| | 025 ARTHROSCOPY | 566 | \$2,843 | \$3,279 |
| | 029 CLOSED TREATMENT FX & DISLOCATION EXC FINGER, TOE & TRUNK | 11 | \$1,338 | \$1,401 |
| | 030 OPEN OR PERCUTANEOUS TREATMENT OF FRACTURES | 62 | \$2,141 | \$2,467 |
| | 031 BONE OR JOINT MANIPULATION UNDER ANESTHESIA | 10 | \$2,436 | \$1,531 |
| | 032 BUNION PROCEDURES | 48 | \$2,025 | \$2,034 |
| | 033 ARTHROPLASTY | 2 | \$1,445 | \$2,604 |
| | 034 HAND AND FOOT TENOTOMY | 1 | \$3,414 | \$2,883 |
| | 035 ARTHROCENTESIS AND LIGAMENT OR TENDON INJECTION | 14 | \$882 | \$656 |
| 03 | RESPIRATORY SYSTEM | 45 | \$1,623 | \$1,524 |
| | 053 COMPLEX ENDOSCOPY OF THE UPPER AIRWAY | 38 | \$1,707 | \$1,558 |
| | 054 SIMPLE ENDOSCOPY OF THE UPPER AIRWAY | 6 | \$1,279 | \$1,278 |
| | 055 ENDOSCOPY OF THE LOWER AIRWAY | 1 | \$495 | \$495 |
| 05 | HEMATOLOGIC, LYMPHATIC, AND ENDOCRINE | 28 | \$1,502 | \$1,753 |
| | 095 DEEP LYMPH STRUCTURE AND THYROID PROCEDURES | 28 | \$1,502 | \$1,753 |
| 06 | DIGESTIVE SYSTEM | 205 | \$2,216 | \$1,225 |
| | 113 ANOSCOPY WITH BIOPSY AND DIAGNOSTIC PROCTOSIGMOIDOSCOPY | 1 | \$1,383 | \$643 |
| | 115 DIAGNOSTIC UPPER GI ENDOSCOPY OR INTUBATION | 1 | \$1,567 | \$948 |
| | 119 HERNIA AND HYDROCELE PROCEDURES | 1 | \$1,916 | \$2,089 |
| | 120 COMPLEX ANAL AND RECTAL PROCEDURES | 1 | \$3,090 | \$1,165 |
| | 123 COMPLEX LAPAROSCOPIC PROCEDURES | 201 | \$2,220 | \$3,381 |
| 07 | URINARY SYSTEM | 1 | \$1,674 | \$3,486 |
| | 135 MODERATE CYSTOURETHROSCOPY | 1 | \$1,674 | \$1,698 |
| 09 | FEMALE GENITAL SYSTEM | 241 | \$1,756 | \$2,168 |
| | 176 COMPLEX FEMALE REPRODUCTIVE PROCEDURES | 8 | \$1,919 | \$2,417 |
| | 177 SIMPLE FEMALE REPRODUCTIVE PROCEDURES | 58 | \$1,109 | \$1,427 |
| | 178 DILATION AND CURETTAGE | 11 | \$1,142 | \$1,254 |
| | 179 HYSTEROSCOPY | 164 | \$2,019 | \$2,593 |
| 10 | NERVOUS SYSTEM | 717 | \$626 | \$1,048 |
| | 195 NERVOUS SYSTEM INJECTIONS, STIMULATIONS OR CRANIAL TAP | 691 | \$596 | \$701 |
| | 198 NERVE REPAIR AND DESTRUCTION | 26 | \$1,418 | \$1,769 |
| 11 | EYE AND OCULAR ADNEXA | 1,372 | \$2,052 | \$2,379 |
| | 213 LASER EYE PROCEDURES | 168 | \$885 | \$776 |
| | 214 CATARACT PROCEDURES | 1,079 | \$2,294 | \$2,612 |
| | 215 COMPLEX ANTERIOR SEGMENT EYE PROCEDURES | 21 | \$863 | \$2,595 |
| | 216 MODERATE ANTERIOR SEGMENT EYE PROCEDURES | 31 | \$1,365 | \$2,214 |

AMB ST 1-5
UTAH HOSPITAL AND FREESTANDING AMBULATORY SURGERY CENTER (FASC) UTILIZATION AND CHARGE PROFILE OF OUTPATIENT SURGERY, 2005
PROCEDURE APG CATEGORY, PROCEDURE APG, SINGLE APG ONLY
BASED ON REPORTABLE* CPT-4 PROCEDURES

404 McKay-Dee Surgical Center

| procedure APG category | Procedure APG | TOTAL # | AVE TOT CHR | AVE TOT CHR(ALL FASCs) |
|------------------------|---|---------|-------------|-------------------------|
| | 217 SIMPLE ANTERIOR SEGMENT EYE PROCEDURES | 2 | \$849 | \$2,178 |
| | 219 SIMPLE POSTERIOR SEGMENT EYE PROCEDURES | 1 | \$2,745 | \$2,372 |
| | 220 STRABISMUS AND MUSCLE EYE PROCEDURES | 17 | \$2,073 | \$2,847 |
| | 221 COMPLEX REPAIR AND PLASTIC PROCEDURES OF EYE | 43 | \$1,872 | \$2,050 |
| | 222 SIMPLE REPAIR AND PLASTIC PROCEDURES OF EYE | 10 | \$1,059 | \$1,353 |
| 12 | FACIAL, EAR, NOSE, MOUTH AND THROAT | 1,084 | \$1,499 | \$1,728 |
| | 233 NASAL CAUTERIZATION AND PACKING | 10 | \$1,387 | \$1,070 |
| | 234 COMPLEX FACIAL AND ENT PROCEDURES | 112 | \$2,339 | \$2,098 |
| | 235 SIMPLE FACIAL AND ENT PROCEDURES | 177 | \$1,304 | \$1,886 |
| | 236 TONSIL AND ADENOID PROCEDURES | 785 | \$1,424 | \$1,408 |
| 13 | THERAPEUTIC AND OTHER RADIOLOGICAL PROCEDURES | 1 | \$278 | \$3,433 |
| | 255 MISCELLANEOUS RADIOLOGICAL PROCEDURES WITH CONTRAST | 1 | \$278 | \$838 |

SOURCE: Utah Ambulatory Surgery Database

Utah Health Data Committee/Office of Health Care Statistics

Reportable* excludes codes in the former "Other" category and CPT blood draw codes in previous reports.

AMB ST 1-6
UTAH HOSPITAL AND FREESTANDING AMBULATORY SURGERY CENTER (FASC) UTILIZATION AND CHARGE PROFILE OF OUTPATIENT SURGERY, 2005
NUMBER OF SELECTED AMBULATORY SURGERY PATIENT VISITS BY PATIENT PROFILE

404 McKay-Dee Surgical Center

| Patient Profile | Patient Visits | | Patient Visits-All FASCs | |
|----------------------------|----------------|------|--------------------------|------|
| | (#) | (%) | (#) | (%) |
| GENDER | | | | |
| Female | 4,044 | 56.5 | 46,953 | 55.1 |
| Male | 3,112 | 43.5 | 38,149 | 44.8 |
| Unknown | 0 | 0.0 | 39 | 0.0 |
| Not Reported | 0 | 0.0 | 44 | 0.1 |
| AGE | | | | |
| 1-28 days | 0 | 0.0 | 0 | 0.0 |
| 29-365 days | 190 | 2.7 | 594 | 0.7 |
| 1-4 years | 700 | 9.8 | 4,739 | 5.6 |
| 5-9 | 418 | 5.8 | 2,401 | 2.8 |
| 10-14 | 256 | 3.6 | 1,336 | 1.6 |
| 15-17 | 193 | 2.7 | 1,477 | 1.7 |
| 18-19 | 168 | 2.3 | 1,299 | 1.5 |
| 20-24 | 385 | 5.4 | 3,472 | 4.1 |
| 25-29 | 433 | 6.1 | 3,624 | 4.3 |
| 30-34 | 378 | 5.3 | 3,616 | 4.2 |
| 35-39 | 362 | 5.1 | 3,598 | 4.2 |
| 40-44 | 433 | 6.1 | 4,506 | 5.3 |
| 45-49 | 486 | 6.8 | 5,414 | 6.4 |
| 50-54 | 453 | 6.3 | 7,673 | 9.0 |
| 55-59 | 439 | 6.1 | 7,166 | 8.4 |
| 60-64 | 401 | 5.6 | 6,418 | 7.5 |
| 65-69 | 397 | 5.5 | 7,432 | 8.7 |
| 70-74 | 363 | 5.1 | 7,255 | 8.5 |
| 75-79 | 344 | 4.8 | 6,544 | 7.7 |
| 80-84 | 251 | 3.5 | 4,314 | 5.1 |
| 85-89 | 92 | 1.3 | 1,833 | 2.2 |
| 90 + | 14 | 0.2 | 467 | 0.5 |
| Not Reported | 0 | 0.0 | 7 | 0.0 |
| SOURCE OF ADMISSION | | | | |
| Physician Referral | 7,148 | 99.9 | 71,765 | 84.2 |
| Clinic Referral | 3 | 0.0 | 857 | 1.0 |
| HMO Referral | 2 | 0.0 | 3 | 0.0 |
| Other Hospital | 0 | 0.0 | 0 | 0.0 |
| Skilled Nursing Facility | 1 | 0.0 | 1 | 0.0 |
| Other Health Care Facility | 2 | 0.0 | 3 | 0.0 |
| Emergency Room | 0 | 0.0 | 0 | 0.0 |
| Court/Law Enforcement | 0 | 0.0 | 0 | 0.0 |
| Unknown | 0 | 0.0 | 1,361 | 1.6 |
| Not Reported | 0 | 0.0 | 11,195 | 13.1 |

(Continued)

AMB ST 1-6
UTAH HOSPITAL AND FREESTANDING AMBULATORY SURGERY CENTER (FASC) UTILIZATION AND CHARGE PROFILE OF OUTPATIENT SURGERY, 2005
NUMBER OF SELECTED AMBULATORY SURGERY PATIENT VISITS BY PATIENT PROFILE

404 McKay-Dee Surgical Center

| Patient Profile | Patient Visits | | Patient Visits-All FASCs | |
|---|----------------|------|--------------------------|------|
| | (#) | (%) | (#) | (%) |
| DISCHARGE STATUS | | | | |
| Home or Self Care | 7,075 | 98.9 | 74,273 | 87.2 |
| Another Hospital | 14 | 0.2 | 73 | 0.1 |
| Skilled Nursing Facility | 0 | 0.0 | 0 | 0.0 |
| Intermediate Care Facility | 0 | 0.0 | 0 | 0.0 |
| Another Type of Institution | 0 | 0.0 | 2 | 0.0 |
| Under Care of Home Service | 0 | 0.0 | 1 | 0.0 |
| Left Against Medical Advice | 0 | 0.0 | 0 | 0.0 |
| Under Care of Home IV Provider | 0 | 0.0 | 0 | 0.0 |
| Expired | 0 | 0.0 | 0 | 0.0 |
| Unknown | 67 | 0.9 | 10,836 | 12.7 |
| Not Reported | 0 | 0.0 | 0 | 0.0 |
| PRIMARY PAYER | | | | |
| Medicare | 1,431 | 20.0 | 26,849 | 31.5 |
| Medicaid | 450 | 6.3 | 5,633 | 6.6 |
| Other government | 256 | 3.6 | 2,207 | 2.6 |
| Blue Cross/Blue Shield | 623 | 8.7 | 16,389 | 19.2 |
| Other Commercial | 308 | 4.3 | 7,724 | 9.1 |
| Managed Care(HMO, PPO) | 3,781 | 52.8 | 21,754 | 25.5 |
| Self Pay | 68 | 1.0 | 1,039 | 1.2 |
| Industrial & Worker Comp | 179 | 2.5 | 2,186 | 2.6 |
| Charity and Unclassified | 1 | 0.0 | 150 | 0.2 |
| Childrens Health Insurance | 2 | 0.0 | 324 | 0.4 |
| Unknown | 57 | 0.8 | 91 | 0.1 |
| Not Reported | 0 | 0.0 | 839 | 1.0 |
| LOCAL HEALTH DISTRICT OF PATIENT RESIDENCE | | | | |
| Bear River | 453 | 6.3 | 3,935 | 4.6 |
| Central Utah | 2 | 0.0 | 1,393 | 1.6 |
| Davis County | 1,630 | 22.8 | 13,342 | 15.7 |
| Salt Lake County | 58 | 0.8 | 27,212 | 31.9 |
| Southeastern Utah | 2 | 0.0 | 782 | 0.9 |
| Southwest Utah | 2 | 0.0 | 5,072 | 6.0 |
| Summit County | 14 | 0.2 | 1,027 | 1.2 |
| Tooele County | 5 | 0.1 | 1,179 | 1.4 |
| Tri-County | 6 | 0.1 | 453 | 0.5 |
| Utah County | 8 | 0.1 | 10,349 | 12.1 |
| Wasatch County | 0 | 0.0 | 437 | 0.5 |
| Weber County | 4,847 | 67.7 | 15,834 | 18.6 |
| Unknown Utah | 0 | 0.0 | 36 | 0.0 |
| Outside Utah | 128 | 1.8 | 4,110 | 4.8 |
| Unknown, Not Reported | 1 | 0.0 | 24 | 0.0 |

SOURCE: Utah Ambulatory Surgery Database,
Utah Health Data Committee/Office of Health Care Statistics.

AMB ST 1-1
UTAH HOSPITAL AND FREESTANDING AMBULATORY SURGERY CENTER (FASC) UTILIZATION AND CHARGE PROFILE OF OUTPATIENT SURGERY, 2005
NUMBER OF CPT-4 AND ICD-9 REPORTABLE* PROCEDURES BY SELECTED AMBULATORY SURGERY REPORTING CATEGORY

416 Moran Eye Center

| Reporting Category(ICD-9-CM CODES) | Procedures Performed | | Procedures Performed-All FASCs | |
|--|----------------------|-------|--------------------------------|-------|
| | (#) | (%) | (#) | (%) |
| Reporting Category(ICD-9-CM CODES) | 8,603 | 100.0 | 66,156 | 100.0 |
| Mastectomy (85.0-85.99) | 0 | 0.0 | 1,584 | 2.4 |
| Musculoskeletal (76.0-84.99) | 33 | 0.4 | 11,899 | 18.0 |
| Respiratory (30.0-34.99) | 1 | 0.0 | 119 | 0.2 |
| Cardiovascular (35.0-39.99) | 13 | 0.2 | 362 | 0.5 |
| Lymphatic/Hemetic (40.0-41.99) | 1 | 0.0 | 141 | 0.2 |
| Digestive System (42.0-54.99) | 0 | 0.0 | 13,725 | 20.7 |
| Urinary (55.0-59.99) | 0 | 0.0 | 322 | 0.5 |
| Male Genital (60.0-64.99) | 0 | 0.0 | 262 | 0.4 |
| Female Genital (65.0-71.99) | 0 | 0.0 | 1,797 | 2.7 |
| Endocrine/Nervous (01.0-07.99) | 7 | 0.1 | 3,838 | 5.8 |
| Eye (08.0-16.99) | 8,511 | 98.9 | 18,120 | 27.4 |
| Ear (18.0-20.99) | 0 | 0.0 | 3,735 | 5.6 |
| Nose, Mouth, Pharynx (21.0-29.99) | 37 | 0.4 | 10,252 | 15.5 |
| Reporting Category(CPT-4 CODES) | 5,585 | 100.0 | 117,978 | 100.0 |
| Mastectomy (19120-19220) | 0 | 0.0 | 622 | 0.5 |
| Musculoskeletal (20000-29909) | 24 | 0.4 | 24,588 | 20.8 |
| Respiratory (30000-32999 & 39501-39599) | 28 | 0.5 | 9,814 | 8.3 |
| Cardiovascular (33010-37799 & 93501-93660) | 13 | 0.2 | 760 | 0.6 |
| Lymphatic/Hemetic (38100-38999) | 0 | 0.0 | 188 | 0.2 |
| Digestive (40490-49999) | 0 | 0.0 | 39,759 | 33.7 |
| Urinary (50010-53899) | 0 | 0.0 | 1,679 | 1.4 |
| Male Genital (54000-55899) | 0 | 0.0 | 657 | 0.6 |
| Female Genital (56405-58999) | 0 | 0.0 | 2,830 | 2.4 |
| Endocrine/Nervous (60000-64999) | 2 | 0.0 | 11,257 | 9.5 |
| Eye (65091-68899) | 5,518 | 98.8 | 20,646 | 17.5 |
| Ear (69000-69979) | 0 | 0.0 | 5,178 | 4.4 |

SOURCE: Utah Ambulatory Surgery Database
Utah Health Data Committee/Office of Health Care Statistics.
Reportable* excludes codes in the former "Other" category and CPT blood draw codes in previous reports.

AMB ST 1-2
UTAH HOSPITAL AND FREESTANDING AMBULATORY SURGERY CENTER (FASC) UTILIZATION AND CHARGE PROFILE OF OUTPATIENT SURGERY, 2005
MOST COMMONLY PERFORMED CPT-4 AND ICD-9 REPORTABLE* PROCEDURES

416 Moran Eye Center

| ICD-9 CODE | ICD-9 DESCRIPTION | # | % | % ALL FASCs |
|-----------------------------|--------------------------------------|-------|------|-------------|
| All ICD-9 Procedures | | | | |
| 1371 | INSRT IOL-CATARACT EXTRACT-1 STAGE | 2,446 | 28.4 | 10.20 |
| 1341 | PHACOEMULSIFICATION&ASPIR CATARACT | 2,438 | 28.3 | 7.14 |
| 1171 | KERATOMILEUSIS | 479 | 5.6 | 0.72 |
| 1474 | OTHER MECHANICAL VITRECTOMY | 437 | 5.1 | 0.66 |
| 149 | OTH OP RETINA CHOROID&POST CHAMB | 234 | 2.7 | 0.35 |
| 1264 | TRABECULECTOMY AB EXTERNO | 172 | 2.0 | 0.29 |
| 0833 | REPR BLEPHAROPT-RESECT/ADVANC LEVAT | 169 | 2.0 | 0.60 |
| 1429 | OTH DESTRUC CHORIORETINAL LESION | 149 | 1.7 | 0.23 |
| 1424 | DEST CHORIORETIN LES-LASER PHOTO | 119 | 1.4 | 0.18 |
| 0844 | REPR ENTROPION/ECTROP W/LID RECON | 92 | 1.1 | 0.21 |
| 1479 | OTHER OPERATIONS ON VITREOUS | 89 | 1.0 | 0.14 |
| 1164 | OTHER PENETRATING KERATOPLASTY | 81 | 0.9 | 0.17 |
| 1372 | SEC INSRTION INTRAOCULAR LENS PROSTH | 79 | 0.9 | 0.18 |
| 1139 | OTHER EXCISION OF PTERYGIUM | 77 | 0.9 | 0.21 |
| 1159 | OTHER REPAIR OF CORNEA | 72 | 0.8 | 0.18 |
| 1511 | RECESSION OF ONE EXTRAOCULAR MUSCLE | 63 | 0.7 | 0.22 |
| 1459 | OTHER REPAIR OF RETINAL DETACHMENT | 62 | 0.7 | 0.09 |
| 0887 | UPPER EYELID RHYTIDECTOMY | 59 | 0.7 | 0.69 |
| 138 | REMOVAL OF IMPLANTED LENS | 54 | 0.6 | 0.09 |
| 1475 | INJECTION OF VITREOUS SUBSTITUTE | 51 | 0.6 | 0.08 |

| CPT-4 CODE | CPT-4 DESCRIPTION | # | % | % ALL FASCs |
|-----------------------------|----------------------------------|-------|------|-------------|
| All CPT-4 Procedures | | | | |
| 66984 | EXTRACAPSULAR CATARACT REMV IOL | 2,366 | 42.4 | 10.00 |
| 65760 | KERATOMILEUSIS | 479 | 8.6 | 0.41 |
| 67038 | VITRECTOMY MECH; W/MEMBRANE STRI | 235 | 4.2 | 0.24 |
| 67221 | DESTRUC LES CHOROID; PHOTODYNAMC | 152 | 2.7 | 0.13 |
| 66170 | FISTULIZ SCLER; TRABECULECT AB E | 129 | 2.3 | 0.16 |
| 67904 | REPR BLEPHAROPTOSIS; RESECT-EXT | 107 | 1.9 | 0.56 |
| 67108 | REPR RETINAL DETACH; W/VITRECTOM | 104 | 1.9 | 0.11 |
| 67040 | VITRECTOMY MECH; W/PANRETINAL PH | 98 | 1.8 | 0.09 |
| 66982 | EXTRACAP CATARACT REMV W/IOL-CMP | 93 | 1.7 | 0.17 |
| 67335 | PLCMT ADJUSTABLE SUTURE-STRABISM | 84 | 1.5 | 0.10 |
| 67036 | VITRECTOMY MECH PARS PLANA APPRC | 83 | 1.5 | 0.08 |
| 67028 | INTRAVITREAL INJ PHARMACOLOGIC A | 78 | 1.4 | 0.07 |
| 65426 | EXC/TRANSPOSITION PTERYGIUM; W/G | 75 | 1.3 | 0.21 |
| 65730 | KERATOPLSTY; PENETRAT NOT APHAKI | 66 | 1.2 | 0.17 |
| 66999 | UNLISTED PROC ANTERIOR SEGMENT E | 64 | 1.1 | 0.29 |
| 67311 | STRABISMUS SURG; 1 HORIZONTAL MU | 58 | 1.0 | 0.17 |
| 67917 | REPAIR OF ECTROPION; EXTENSIVE | 51 | 0.9 | 0.19 |
| 67025 | INJ VITREOUS SUBSTITUTE-SEP PROC | 50 | 0.9 | 0.04 |
| 66172 | FISTULIZAT SCLERA; TRABECULECT | 46 | 0.8 | 0.06 |
| 66986 | EXCHANGE OF INTRAOCULAR LENS | 43 | 0.8 | 0.09 |

SOURCE: Utah Ambulatory Surgery Database
 Utah Health Data Committee/Office of Health Care Statistics
 Reportable* excludes codes in the former "Other" category and CPT4 blood draw codes in previous reports.

AMB ST 1-3

UTAH HOSPITAL AND FREESTANDING AMBULATORY SURGERY CENTER (FASC) UTILIZATION AND CHARGE PROFILE OF OUTPATIENT SURGERY, 2005
 AVERAGE TOTAL CHARGES FOR MOST COMMONLY PERFORMED CPT-4 AND ICD-9 REPORTABLE* PROCEDURES, SINGLE ICD-9 OR CPT-4 ONLY

416 Moran Eye Center

| ICD-9 CODE | ICD-9 DESCRIPTION | # | AVE TOT CHR | AVE TOT CHR(ALL FASCs) |
|------------------|-------------------------------------|-------|-------------|-------------------------|
| ICD-9 Procedures | | 1,215 | \$2,974 | \$1,608 |
| 1171 | KERATOMILEUSIS | 477 | \$1,457 | \$1,457 |
| 1264 | TRABECULECTOMY AB EXTERNO | 103 | \$3,689 | \$3,355 |
| 1429 | OTH DESTRUC CHORIORETINAL LESION | 96 | \$2,968 | \$2,968 |
| 1164 | OTHER PENETRATING KERATOPLASTY | 58 | \$8,861 | \$7,675 |
| 1474 | OTHER MECHANICAL VITRECTOMY | 33 | \$4,845 | \$4,845 |
| 1511 | RECESSION OF ONE EXTRAOCULAR MUSCLE | 30 | \$4,394 | \$4,180 |
| 153 | OP>=2 XTROCLR MUSC-TEMP DTCH-1/BOTH | 29 | \$5,195 | \$4,162 |
| 1269 | OTHER SCLERAL FISTULIZING PROCEDURE | 26 | \$4,899 | \$4,899 |
| 1273 | CYCLOPHOTOCOAGULATION | 26 | \$1,918 | \$1,918 |
| 0833 | REPR BLEPHAROPT-RESECT/ADVANC LEVAT | 23 | \$2,946 | \$1,912 |
| 139 | OTHER OPERATIONS ON LENS | 23 | \$3,122 | \$2,864 |
| 1370 | INSERTION OF PSEUDOPHAKOS NOS | 22 | \$2,970 | \$2,970 |
| 156 | REVISION EXTRAOCULAR MUSCLE SURGERY | 19 | \$5,858 | \$5,858 |
| 0844 | REPR ENTROPION/ECTROP W/LID RECON | 18 | \$3,079 | \$2,471 |
| 1372 | SEC INSRTION INTRAOCULR LENS PROSTH | 17 | \$3,532 | \$2,751 |
| 1149 | OTH REMOVAL/DESTRUC CORNEAL LESION | 16 | \$1,496 | \$1,364 |
| 1199 | OTHER OPERATIONS ON CORNEA | 16 | \$4,851 | \$4,851 |
| 1266 | POSTOP REV SCLERAL FISTULIZ PROC | 13 | \$3,579 | \$3,579 |
| 1692 | EXCISION OF LESION OF ORBIT | 13 | \$2,930 | \$2,131 |
| 3821 | BIOPSY OF BLOOD VESSEL | 11 | \$1,722 | \$1,314 |

| CPT-4 CODE | CPT-4 DESCRIPTION | # | AVE TOT CHR | AVE TOT CHR(ALL FASCs) |
|------------------|----------------------------------|-------|-------------|-------------------------|
| CPT-4 Procedures | | 3,789 | \$3,316 | \$1,829 |
| 66984 | EXTRACAPSULAR CATARACT REMV IOL | 2,202 | \$3,309 | \$2,592 |
| 65760 | KERATOMILEUSIS | 477 | \$1,457 | \$1,453 |
| 67221 | DESTRUC LES CHOROID; PHOTODYNAMC | 99 | \$2,975 | \$2,975 |
| 67038 | VITRECTOMY MECH; W/MEMBRANE STRI | 91 | \$4,919 | \$4,019 |
| 67904 | REPR BLEPHAROPTOSIS; RESECT-EXT | 77 | \$3,721 | \$2,019 |
| 66170 | FISTULIZ SCLER; TRABECULECT AB E | 71 | \$3,769 | \$3,062 |
| 65426 | EXC/TRANSPOSITION PTERYGIUM; W/G | 69 | \$2,842 | \$2,020 |
| 66982 | EXTRACAP CATARACT REMV W/IOL-CMP | 69 | \$5,470 | \$3,792 |
| 65730 | KERATOPLSTY; PENETRAT NOT APHAKI | 55 | \$8,893 | \$5,020 |
| 67108 | REPR RETINAL DETACH; W/VITRECTOM | 48 | \$6,618 | \$5,365 |
| 66999 | UNLISTED PROC ANTERIOR SEGMENT E | 43 | \$3,094 | \$2,641 |
| 67040 | VITRECTOMY MECH; W/PANRETINAL PH | 34 | \$4,716 | \$4,190 |
| 66172 | FISTULIZAT SCLERA; TRABECULECT | 33 | \$3,495 | \$2,840 |
| 67036 | VITRECTOMY MECH PARS PLANA APPRC | 31 | \$4,680 | \$4,094 |
| 66986 | EXCHANGE OF INTRAOCULAR LENS | 29 | \$4,245 | \$2,840 |
| 66180 | AQUEOUS SHUNT EXTRAOCULAR RESERV | 28 | \$4,735 | \$4,293 |
| 66710 | CILIARY DESTRC; CYCLO-PC TRNSSCL | 22 | \$1,586 | \$1,586 |
| 66825 | REPSTN IO LENS REQ INCI-SEP PROC | 20 | \$2,973 | \$2,272 |
| 66985 | INSERT IOL PROSTH SECONDARY IMPL | 20 | \$3,361 | \$2,565 |
| 67924 | REPAIR OF ENTROPION; EXTENSIVE | 13 | \$2,897 | \$1,787 |

SOURCE: Utah Ambulatory Surgery Database
 Reportable* excludes codes in the former "Other" category and CPT4 blood draw codes in previous reports.

AMB ST 1-4
UTAH HOSPITAL AND FREESTANDING AMBULATORY SURGERY CENTER (FASC) UTILIZATION AND CHARGE PROFILE OF OUTPATIENT SURGERY, 2005
PROCEDURE APG CATEGORY, PROCEDURE APG, BASED ON REPORTABLE* CPT-4 PROCEDURES

416 Moran Eye Center

| Procedure APG category | | TOTAL # | TOTAL # (ALL FASCs) |
|------------------------|---|---------|---------------------|
| Procedure APG | | | |
| 01 | INTEGUMENTARY SYSTEM | 44 | 1,743 |
| | 002 SUPERFICIAL NEEDLE BIOPSY AND ASPIRATION | 1 | 29 |
| | 008 SIMPLE EXCISION AND BIOPSY | 39 | 551 |
| | 009 COMPLEX SKIN REPAIRS INCL INTEGUMENT GRAFTS, TRANSFER & REARRANGE | 4 | 129 |
| 10 | NERVOUS SYSTEM | 2 | 10,825 |
| | 198 NERVE REPAIR AND DESTRUCTION | 2 | 2,439 |
| 11 | EYE AND OCULAR ADNEXA | 5,466 | 20,551 |
| | 211 MINOR OPHTHALMOLOGICAL TESTS AND PROCEDURES | 155 | 175 |
| | 213 LASER EYE PROCEDURES | 15 | 2,001 |
| | 214 CATARACT PROCEDURES | 2,572 | 12,253 |
| | 215 COMPLEX ANTERIOR SEGMENT EYE PROCEDURES | 638 | 957 |
| | 216 MODERATE ANTERIOR SEGMENT EYE PROCEDURES | 344 | 809 |
| | 217 SIMPLE ANTERIOR SEGMENT EYE PROCEDURES | 252 | 704 |
| | 218 COMPLEX POSTERIOR SEGMENT EYE PROCEDURES | 134 | 165 |
| | 219 SIMPLE POSTERIOR SEGMENT EYE PROCEDURES | 145 | 161 |
| | 220 STRABISMUS AND MUSCLE EYE PROCEDURES | 262 | 545 |
| | 221 COMPLEX REPAIR AND PLASTIC PROCEDURES OF EYE | 422 | 1,823 |
| | 222 SIMPLE REPAIR AND PLASTIC PROCEDURES OF EYE | 63 | 388 |
| | 223 VITRECTOMY | 464 | 570 |
| 12 | FACIAL, EAR, NOSE, MOUTH AND THROAT | 40 | 18,833 |
| | 234 COMPLEX FACIAL AND ENT PROCEDURES | 36 | 3,106 |
| | 235 SIMPLE FACIAL AND ENT PROCEDURES | 4 | 11,701 |

SOURCE: Utah Ambulatory Surgery Database
Utah Health Data Committee/Office of Health Care Statistics
Reportable* excludes codes in the former "Other" category and CPT blood draw codes in previous reports.

AMB ST 1-5
UTAH HOSPITAL AND FREESTANDING AMBULATORY SURGERY CENTER (FASC) UTILIZATION AND CHARGE PROFILE OF OUTPATIENT SURGERY, 2005
PROCEDURE APG CATEGORY, PROCEDURE APG, SINGLE APG ONLY
BASED ON REPORTABLE* CPT-4 PROCEDURES

416 Moran Eye Center

| Procedure APG category | Procedure APG | TOTAL # | AVE TOT CHR | AVE TOT CHR(ALL FASCs) |
|------------------------|---|---------|-------------|-------------------------|
| 01 | INTEGUMENTARY SYSTEM | 20 | \$1,893 | \$1,328 |
| | 008 SIMPLE EXCISION AND BIOPSY | 19 | \$1,805 | \$1,377 |
| | 009 COMPLEX SKIN REPAIRS INCL INTEGUMENT GRAFTS, TRANSFER & REARRAN | 1 | \$3,566 | \$3,373 |
| 11 | EYE AND OCULAR ADNEXA | 3,760 | \$3,321 | \$2,379 |
| | 211 MINOR OPHTHALMOLOGICAL TESTS AND PROCEDURES | 99 | \$2,975 | \$2,866 |
| | 213 LASER EYE PROCEDURES | 5 | \$2,312 | \$776 |
| | 214 CATARACT PROCEDURES | 2,329 | \$3,390 | \$2,612 |
| | 215 COMPLEX ANTERIOR SEGMENT EYE PROCEDURES | 581 | \$2,523 | \$2,595 |
| | 216 MODERATE ANTERIOR SEGMENT EYE PROCEDURES | 187 | \$3,128 | \$2,214 |
| | 217 SIMPLE ANTERIOR SEGMENT EYE PROCEDURES | 143 | \$2,744 | \$2,178 |
| | 218 COMPLEX POSTERIOR SEGMENT EYE PROCEDURES | 60 | \$6,287 | \$4,944 |
| | 219 SIMPLE POSTERIOR SEGMENT EYE PROCEDURES | 11 | \$2,912 | \$2,372 |
| | 220 STRABISMUS AND MUSCLE EYE PROCEDURES | 16 | \$4,362 | \$2,847 |
| | 221 COMPLEX REPAIR AND PLASTIC PROCEDURES OF EYE | 151 | \$3,541 | \$2,050 |
| | 222 SIMPLE REPAIR AND PLASTIC PROCEDURES OF EYE | 12 | \$1,841 | \$1,353 |
| | 223 VITRECTOMY | 166 | \$4,843 | \$4,021 |
| 12 | FACIAL, EAR, NOSE, MOUTH AND THROAT | 4 | \$3,869 | \$1,728 |
| | 234 COMPLEX FACIAL AND ENT PROCEDURES | 4 | \$3,869 | \$2,098 |

SOURCE: Utah Ambulatory Surgery Database

Utah Health Data Committee/Office of Health Care Statistics

Reportable* excludes codes in the former "Other" category and CPT blood draw codes in previous reports.

AMB ST 1-6
UTAH HOSPITAL AND FREESTANDING AMBULATORY SURGERY CENTER (FASC) UTILIZATION AND CHARGE PROFILE OF OUTPATIENT SURGERY, 2005
NUMBER OF SELECTED AMBULATORY SURGERY PATIENT VISITS BY PATIENT PROFILE

416 Moran Eye Center

| Patient Profile | Patient Visits | | Patient Visits-All FASCs | |
|----------------------------|----------------|-------|--------------------------|------|
| | (#) | (%) | (#) | (%) |
| GENDER | | | | |
| Female | 2,493 | 54.7 | 46,953 | 55.1 |
| Male | 2,068 | 45.3 | 38,149 | 44.8 |
| Unknown | 0 | 0.0 | 39 | 0.0 |
| Not Reported | 0 | 0.0 | 44 | 0.1 |
| AGE | | | | |
| 1-28 days | 0 | 0.0 | 0 | 0.0 |
| 29-365 days | 10 | 0.2 | 594 | 0.7 |
| 1-4 years | 39 | 0.9 | 4,739 | 5.6 |
| 5-9 | 37 | 0.8 | 2,401 | 2.8 |
| 10-14 | 36 | 0.8 | 1,336 | 1.6 |
| 15-17 | 24 | 0.5 | 1,477 | 1.7 |
| 18-19 | 21 | 0.5 | 1,299 | 1.5 |
| 20-24 | 76 | 1.7 | 3,472 | 4.1 |
| 25-29 | 157 | 3.4 | 3,624 | 4.3 |
| 30-34 | 147 | 3.2 | 3,616 | 4.2 |
| 35-39 | 157 | 3.4 | 3,598 | 4.2 |
| 40-44 | 197 | 4.3 | 4,506 | 5.3 |
| 45-49 | 230 | 5.0 | 5,414 | 6.4 |
| 50-54 | 302 | 6.6 | 7,673 | 9.0 |
| 55-59 | 314 | 6.9 | 7,166 | 8.4 |
| 60-64 | 332 | 7.3 | 6,418 | 7.5 |
| 65-69 | 476 | 10.4 | 7,432 | 8.7 |
| 70-74 | 577 | 12.7 | 7,255 | 8.5 |
| 75-79 | 668 | 14.6 | 6,544 | 7.7 |
| 80-84 | 485 | 10.6 | 4,314 | 5.1 |
| 85-89 | 205 | 4.5 | 1,833 | 2.2 |
| 90 + | 71 | 1.6 | 467 | 0.5 |
| Not Reported | 0 | 0.0 | 7 | 0.0 |
| SOURCE OF ADMISSION | | | | |
| Physician Referral | 0 | 0.0 | 71,765 | 84.2 |
| Clinic Referral | 0 | 0.0 | 857 | 1.0 |
| HMO Referral | 0 | 0.0 | 3 | 0.0 |
| Other Hospital | 0 | 0.0 | 0 | 0.0 |
| Skilled Nursing Facility | 0 | 0.0 | 1 | 0.0 |
| Other Health Care Facility | 0 | 0.0 | 3 | 0.0 |
| Emergency Room | 0 | 0.0 | 0 | 0.0 |
| Court/Law Enforcement | 0 | 0.0 | 0 | 0.0 |
| Unknown | 0 | 0.0 | 1,361 | 1.6 |
| Not Reported | 4,561 | 100.0 | 11,195 | 13.1 |

(Continued)

AMB ST 1-6
UTAH HOSPITAL AND FREESTANDING AMBULATORY SURGERY CENTER (FASC) UTILIZATION AND CHARGE PROFILE OF OUTPATIENT SURGERY, 2005
NUMBER OF SELECTED AMBULATORY SURGERY PATIENT VISITS BY PATIENT PROFILE

416 Moran Eye Center

| Patient Profile | Patient Visits | | Patient Visits-All FASCs | |
|---|----------------|-------|--------------------------|------|
| | (#) | (%) | (#) | (%) |
| DISCHARGE STATUS | | | | |
| Home or Self Care | 4,559 | 100.0 | 74,273 | 87.2 |
| Another Hospital | 2 | 0.0 | 73 | 0.1 |
| Skilled Nursing Facility | 0 | 0.0 | 0 | 0.0 |
| Intermediate Care Facility | 0 | 0.0 | 0 | 0.0 |
| Another Type of Institution | 0 | 0.0 | 2 | 0.0 |
| Under Care of Home Service | 0 | 0.0 | 1 | 0.0 |
| Left Against Medical Advice | 0 | 0.0 | 0 | 0.0 |
| Under Care of Home IV Provider | 0 | 0.0 | 0 | 0.0 |
| Expired | 0 | 0.0 | 0 | 0.0 |
| Unknown | 0 | 0.0 | 10,836 | 12.7 |
| Not Reported | 0 | 0.0 | 0 | 0.0 |
| PRIMARY PAYER | | | | |
| Medicare | 2,335 | 51.2 | 26,849 | 31.5 |
| Medicaid | 219 | 4.8 | 5,633 | 6.6 |
| Other government | 80 | 1.8 | 2,207 | 2.6 |
| Blue Cross/Blue Shield | 477 | 10.5 | 16,389 | 19.2 |
| Other Commercial | 762 | 16.7 | 7,724 | 9.1 |
| Managed Care(HMO, PPO) | 574 | 12.6 | 21,754 | 25.5 |
| Self Pay | 94 | 2.1 | 1,039 | 1.2 |
| Industrial & Worker Comp | 16 | 0.4 | 2,186 | 2.6 |
| Charity and Unclassified | 0 | 0.0 | 150 | 0.2 |
| Childrens Health Insurance | 1 | 0.0 | 324 | 0.4 |
| Unknown | 3 | 0.1 | 91 | 0.1 |
| Not Reported | 0 | 0.0 | 839 | 1.0 |
| LOCAL HEALTH DISTRICT OF PATIENT RESIDENCE | | | | |
| Bear River | 108 | 2.4 | 3,935 | 4.6 |
| Central Utah | 28 | 0.6 | 1,393 | 1.6 |
| Davis County | 355 | 7.8 | 13,342 | 15.7 |
| Salt Lake County | 2,862 | 62.7 | 27,212 | 31.9 |
| Southeastern Utah | 47 | 1.0 | 782 | 0.9 |
| Southwest Utah | 50 | 1.1 | 5,072 | 6.0 |
| Summit County | 121 | 2.7 | 1,027 | 1.2 |
| Tooele County | 103 | 2.3 | 1,179 | 1.4 |
| Tri-County | 37 | 0.8 | 453 | 0.5 |
| Utah County | 184 | 4.0 | 10,349 | 12.1 |
| Wasatch County | 24 | 0.5 | 437 | 0.5 |
| Weber County | 117 | 2.6 | 15,834 | 18.6 |
| Unknown Utah | 1 | 0.0 | 36 | 0.0 |
| Outside Utah | 524 | 11.5 | 4,110 | 4.8 |
| Unknown, Not Reported | 0 | 0.0 | 24 | 0.0 |

SOURCE: Utah Ambulatory Surgery Database,
Utah Health Data Committee/Office of Health Care Statistics.

AMB ST 1-1
UTAH HOSPITAL AND FREESTANDING AMBULATORY SURGERY CENTER (FASC) UTILIZATION AND CHARGE PROFILE OF OUTPATIENT SURGERY, 2005
NUMBER OF CPT-4 AND ICD-9 REPORTABLE* PROCEDURES BY SELECTED AMBULATORY SURGERY REPORTING CATEGORY

414 Mount Ogden Surgical Center

| | Procedures Performed | | Procedures Performed-All FASCs | |
|--|----------------------|-------|--------------------------------|-------|
| | (#) | (%) | (#) | (%) |
| Reporting Category(ICD-9-CM CODES) | . | . | 66,156 | 100.0 |
| Mastectomy (85.0-85.99) | . | . | 1,584 | 2.4 |
| Musculoskeletal (76.0-84.99) | . | . | 11,899 | 18.0 |
| Respiratory (30.0-34.99) | . | . | 119 | 0.2 |
| Cardiovascular (35.0-39.99) | . | . | 362 | 0.5 |
| Lymphatic/Hemetic (40.0-41.99) | . | . | 141 | 0.2 |
| Digestive System (42.0-54.99) | . | . | 13,725 | 20.7 |
| Urinary (55.0-59.99) | . | . | 322 | 0.5 |
| Male Genital (60.0-64.99) | . | . | 262 | 0.4 |
| Female Genital (65.0-71.99) | . | . | 1,797 | 2.7 |
| Endocrine/Nervous (01.0-07.99) | . | . | 3,838 | 5.8 |
| Eye (08.0-16.99) | . | . | 18,120 | 27.4 |
| Ear (18.0-20.99) | . | . | 3,735 | 5.6 |
| Nose, Mouth, Pharynx (21.0-29.99) | . | . | 10,252 | 15.5 |
| Reporting Category(CPT-4 CODES) | 6,747 | 100.0 | 117,978 | 100.0 |
| Mastectomy (19120-19220) | 0 | 0.0 | 622 | 0.5 |
| Musculoskeletal (20000-29909) | 2,152 | 31.9 | 24,588 | 20.8 |
| Respiratory (30000-32999 & 39501-39599) | 242 | 3.6 | 9,814 | 8.3 |
| Cardiovascular (33010-37799 & 93501-93660) | 3 | 0.0 | 760 | 0.6 |
| Lymphatic/Hemetic (38100-38999) | 8 | 0.1 | 188 | 0.2 |
| Digestive (40490-49999) | 1,137 | 16.9 | 39,759 | 33.7 |
| Urinary (50010-53899) | 393 | 5.8 | 1,679 | 1.4 |
| Male Genital (54000-55899) | 77 | 1.1 | 657 | 0.6 |
| Female Genital (56405-58999) | 159 | 2.4 | 2,830 | 2.4 |
| Endocrine/Nervous (60000-64999) | 537 | 8.0 | 11,257 | 9.5 |
| Eye (65091-68899) | 1,856 | 27.5 | 20,646 | 17.5 |
| Ear (69000-69979) | 183 | 2.7 | 5,178 | 4.4 |

SOURCE: Utah Ambulatory Surgery Database

Utah Health Data Committee/Office of Health Care Statistics.

Reportable* excludes codes in the former "Other" category and CPT blood draw codes in previous reports.

AMB ST 1-2
UTAH HOSPITAL AND FREESTANDING AMBULATORY SURGERY CENTER (FASC) UTILIZATION AND CHARGE PROFILE OF OUTPATIENT SURGERY, 2005
MOST COMMONLY PERFORMED CPT-4 AND ICD-9 REPORTABLE* PROCEDURES

414 Mount Ogden Surgical Center

| ICD-9 CODE | ICD-9 DESCRIPTION | # | % | % ALL FASCs |
|------------|-------------------|---|---|-------------|
|------------|-------------------|---|---|-------------|

All ICD-9 Procedures

Does not report ICDs

| CPT-4 CODE | CPT-4 DESCRIPTION | # | % | % ALL FASCs |
|------------|-------------------|---|---|-------------|
|------------|-------------------|---|---|-------------|

| | | | | |
|----------------------|----------------------------------|-------|-------|-------|
| All CPT-4 Procedures | | 6,747 | 100.0 | 100.0 |
| 66984 | EXTRACAPSULAR CATARACT REMV IOL | 1,207 | 17.9 | 10.00 |
| 41899 | UNLIST PROC DENTOALVEOL STRUCTUR | 451 | 6.7 | 2.85 |
| 66821 | DISCISSION 2ND CATARACT; LASER S | 344 | 5.1 | 1.66 |
| 62311 | INJ 1 NOT NEUROLYTIC-EPID; LUMB/ | 240 | 3.6 | 1.48 |
| 64721 | NEUROPLASTY; MEDIAN CARPAL TUNNE | 214 | 3.2 | 1.23 |
| 29881 | SCOPE KNEE SURG;W/MENISCECT MED/ | 197 | 2.9 | 1.78 |
| 45378 | COLONOSCOPY FLEX; DX-SEP PROC | 153 | 2.3 | 6.92 |
| 69436 | TYMPANOSTOMY GENERAL ANESTHESIA | 145 | 2.1 | 3.73 |
| 29826 | SCOPE SHOULDER; DECOMP SUBACROM | 128 | 1.9 | 1.02 |
| 50590 | LITHOTRIPSY XTRACORP SHOCK WAVE | 122 | 1.8 | 0.45 |
| 42820 | T&A; UNDER AGE 12 | 120 | 1.8 | 1.47 |
| 29877 | SCOPE KNEE SURG; DEBRID/SHAVE CA | 110 | 1.6 | 1.13 |
| 26055 | TENDON SHEATH INCISION | 102 | 1.5 | 0.58 |
| 43239 | UGI ENDO; W/BX 1/MX | 102 | 1.5 | 5.27 |
| 20680 | REMOVAL OF IMPLANT; DEEP | 87 | 1.3 | 0.78 |
| 29888 | ARTHSCPY AIDED ACL REPR/AUG/RECO | 75 | 1.1 | 0.47 |
| 67904 | REPR BLEPHAROPTOSIS; RESECT-EXT | 67 | 1.0 | 0.56 |
| 28285 | CORRECTION HAMMERTOES | 64 | 0.9 | 0.83 |
| 29827 | SCOPE SHLDR SURG; W/ROTOR CUFF R | 63 | 0.9 | 0.31 |
| 29875 | SCOPE KNEE; SYNOVECT LTD SEP PRO | 63 | 0.9 | 0.40 |

SOURCE: Utah Ambulatory Surgery Database

Utah Health Data Committee/Office of Health Care Statistics

Reportable* excludes codes in the former "Other" category and CPT4 blood draw codes in previous reports.

AMB ST 1-3

UTAH HOSPITAL AND FREESTANDING AMBULATORY SURGERY CENTER (FASC) UTILIZATION AND CHARGE PROFILE OF OUTPATIENT SURGERY, 2005
 AVERAGE TOTAL CHARGES FOR MOST COMMONLY PERFORMED CPT-4 AND ICD-9 REPORTABLE* PROCEDURES, SINGLE ICD-9 OR CPT-4 ONLY

414 Mount Ogden Surgical Center

| ICD-9 CODE | ICD-9 DESCRIPTION | # | AVE TOT CHRG | AVE TOT CHRG(ALL FASCs) |
|------------|-------------------|---|--------------|--------------------------|
|------------|-------------------|---|--------------|--------------------------|

ICD-9 Procedures

Does not report ICDS

| CPT-4 CODE | CPT-4 DESCRIPTION | # | AVE TOT CHRG | AVE TOT CHRG(ALL FASCs) |
|------------|-------------------|---|--------------|--------------------------|
|------------|-------------------|---|--------------|--------------------------|

| | | | | |
|------------------|-----------------------------------|-------|---------|---------|
| CPT-4 Procedures | | 4,500 | \$2,379 | \$1,829 |
| 66984 | EXTRACAPSULAR CATARACT REMV IOL | 1,196 | \$2,938 | \$2,592 |
| 41899 | UNLIST PROC DENTOALVEOL STRUCTUR | 441 | \$2,089 | \$1,992 |
| 66821 | DISCISSION 2ND CATARACT; LASER S | 339 | \$525 | \$771 |
| 62311 | INJ 1 NOT NEUROLYTIC-EPID; LUMB/ | 240 | \$579 | \$677 |
| 64721 | NEUROPLASTY; MEDIAN CARPAL TUNNE | 169 | \$1,692 | \$1,668 |
| 45378 | COLONOSCOPY FLEX; DX-SEP PROC | 125 | \$922 | \$978 |
| 69436 | TYMPANOSTOMY GENERAL ANESTHESIA | 108 | \$1,356 | \$1,368 |
| 50590 | LITHOTRIPSY XTRACORP SHOCK WAVE | 107 | \$6,688 | \$5,626 |
| 42820 | T&A; UNDER AGE 12 | 98 | \$1,492 | \$1,432 |
| 29881 | SCOPE KNEE SURG;W/MENISCECT MED/ | 87 | \$3,244 | \$2,742 |
| 26055 | TENDON SHEATH INCISION | 62 | \$2,545 | \$1,781 |
| 43239 | UGI ENDO; W/BX 1/MX | 62 | \$760 | \$1,018 |
| 42826 | TONSILLECTOMY PRIM/SEC; AGE 12/O | 45 | \$1,513 | \$1,419 |
| 45380 | COLONOSCOPY FLEX; W/BX 1/MX | 40 | \$881 | \$1,023 |
| 20680 | REMOVAL OF IMPLANT; DEEP | 39 | \$1,310 | \$1,603 |
| 58563 | HYSTEROSC SURG; W/ENDOMETRIAL AB | 37 | \$3,844 | \$3,149 |
| 42821 | T&A; AGE 12 OR OVER | 34 | \$1,310 | \$1,366 |
| 57522 | CONIZA CERV W/NO D&C; LOOP ELEC | 31 | \$1,811 | \$1,582 |
| 29877 | SCOPE KNEE SURG; DEBRID/SHAVE CA | 29 | \$4,366 | \$2,751 |
| 52260 | CYSTOURETHROSCOPY W/DILAT; GEN AN | 26 | \$1,200 | \$1,371 |

SOURCE: Utah Ambulatory Surgery Database

Reportable* excludes codes in the former "Other" category and CPT4 blood draw codes in previous reports.

AMB ST 1-4
UTAH HOSPITAL AND FREESTANDING AMBULATORY SURGERY CENTER (FASC) UTILIZATION AND CHARGE PROFILE OF OUTPATIENT SURGERY, 2005
PROCEDURE APG CATEGORY, PROCEDURE APG, BASED ON REPORTABLE* CPT-4 PROCEDURES

414 Mount Ogden Surgical Center

| Procedure APG category | | TOTAL # | TOTAL # (ALL FASCs) |
|------------------------|---|---------|---------------------|
| Procedure APG | | | |
| 01 | INTEGUMENTARY SYSTEM | 72 | 1,743 |
| | 003 COMPLEX INCISION AND DRAINAGE | 1 | 26 |
| | 006 SIMPLE DEBRIDEMENT AND DESTRUCTION | 2 | 23 |
| | 007 COMPLEX EXCISION, BIOPSY AND DEBRIDEMENT | 23 | 359 |
| | 008 SIMPLE EXCISION AND BIOPSY | 41 | 551 |
| | 009 COMPLEX SKIN REPAIRS INCL INTEGUMENT GRAFTS, TRANSFER & REARRANGE | 5 | 129 |
| 02 | MUSCULOSKELETAL SYSTEM | 2,065 | 22,851 |
| | 021 COMPLEX MUSCULOSKELETAL PROCEDURES EXCLUDING HAND AND FOOT | 226 | 2,301 |
| | 022 SIMPLE MUSCULOSKELETAL PROCEDURES EXCLUDING HAND AND FOOT | 55 | 632 |
| | 023 COMPLEX HAND AND FOOT MUSCULOSKELETAL PROCEDURES | 71 | 849 |
| | 024 SIMPLE HAND AND FOOT MUSCULOSKELETAL PROCEDURES | 448 | 5,395 |
| | 025 ARTHROSCOPY | 1,044 | 9,769 |
| | 028 CLOSED TREATMENT FX & DISLOCATION OF FINGER, TOE & TRUNK | 1 | 14 |
| | 029 CLOSED TREATMENT FX & DISLOCATION EXC FINGER, TOE & TRUNK | 7 | 117 |
| | 030 OPEN OR PERCUTANEOUS TREATMENT OF FRACTURES | 100 | 1,212 |
| | 031 BONE OR JOINT MANIPULATION UNDER ANESTHESIA | 6 | 216 |
| | 032 BUNION PROCEDURES | 66 | 1,149 |
| | 033 ARTHROPLASTY | 25 | 217 |
| | 034 HAND AND FOOT TENOTOMY | 3 | 110 |
| | 035 ARTHROCENTESIS AND LIGAMENT OR TENDON INJECTION | 13 | 869 |
| 03 | RESPIRATORY SYSTEM | 94 | 4,466 |
| | 052 NEEDLE AND CATHETER BIOPSY, ASPIRATION, LAVAGE AND INTUBATION | 1 | 5 |
| | 053 COMPLEX ENDOSCOPY OF THE UPPER AIRWAY | 91 | 4,423 |
| | 054 SIMPLE ENDOSCOPY OF THE UPPER AIRWAY | 2 | 33 |
| 04 | CARDIOVASCULAR SYSTEM | 1 | 668 |
| | 080 MINOR VASCULAR REPAIR AND FISTULA CONSTRUCTION | 1 | 4 |
| 05 | HEMATOLOGIC, LYMPHATIC, AND ENDOCRINE | 9 | 217 |
| | 095 DEEP LYMPH STRUCTURE AND THYROID PROCEDURES | 9 | 217 |
| 06 | DIGESTIVE SYSTEM | 470 | 33,057 |
| | 112 ESOPHAGEAL DILATION WITHOUT ENDOSCOPY | 23 | 646 |
| | 113 ANOSCOPY WITH BIOPSY AND DIAGNOSTIC PROCTOSIGMOIDOSCOPY | 2 | 106 |
| | 115 DIAGNOSTIC UPPER GI ENDOSCOPY OR INTUBATION | 137 | 7,909 |
| | 116 THERAPEUTIC UPPER GI ENDOSCOPY OR INTUBATION | 9 | 2,398 |
| | 117 LOWER GASTROINTESTINAL ENDOSCOPY | 230 | 17,943 |
| | 119 HERNIA AND HYDROCELE PROCEDURES | 15 | 1,396 |
| | 123 COMPLEX LAPAROSCOPIC PROCEDURES | 54 | 2,024 |
| 07 | URINARY SYSTEM | 382 | 1,645 |
| | 131 RENAL EXTRACORPOREAL SHOCK WAVE LITHOTRIPSY | 122 | 534 |
| | 133 URINARY CATHETERIZATION AND DILATATION | 3 | 24 |
| | 134 COMPLEX CYSTOURETHROSCOPY AND LITHOLAPAXY | 114 | 502 |
| | 135 MODERATE CYSTOURETHROSCOPY | 117 | 440 |
| | 136 SIMPLE CYSTOURETHROSCOPY | 19 | 106 |
| | 137 COMPLEX URETHRAL PROCEDURES | 3 | 21 |
| | 138 SIMPLE URETHRAL PROCEDURES | 4 | 18 |
| 08 | MALE GENITAL SYSTEM | 70 | 588 |
| | 151 TESTICULAR AND EPIDIDYMAL PROCEDURES | 45 | 404 |

AMB ST 1-4
UTAH HOSPITAL AND FREESTANDING AMBULATORY SURGERY CENTER (FASC) UTILIZATION AND CHARGE PROFILE OF OUTPATIENT SURGERY, 2005
PROCEDURE APG CATEGORY, PROCEDURE APG, BASED ON REPORTABLE* CPT-4 PROCEDURES

414 Mount Ogden Surgical Center

| procedure APG category | | TOTAL # | TOTAL # (ALL FASCs) |
|------------------------|--|---------|---------------------|
| procedure APG | | | |
| | 153 COMPLEX PENILE PROCEDURES | 2 | 29 |
| | 154 SIMPLE PENILE PROCEDURES | 21 | 141 |
| | 155 PROSTATE NEEDLE AND PUNCH BIOPSY | 2 | 13 |
| 09 | FEMALE GENITAL SYSTEM | 116 | 1,642 |
| | 176 COMPLEX FEMALE REPRODUCTIVE PROCEDURES | 3 | 178 |
| | 177 SIMPLE FEMALE REPRODUCTIVE PROCEDURES | 45 | 411 |
| | 179 HYSTEROSCOPY | 68 | 848 |
| 10 | NERVOUS SYSTEM | 537 | 10,825 |
| | 195 NERVOUS SYSTEM INJECTIONS, STIMULATIONS OR CRANIAL TAP | 258 | 8,220 |
| | 196 REVISION AND REMOVAL OF NEUROLOGICAL DEVICE | 7 | 38 |
| | 197 NEUROSTIMULATOR AND VENTRICULAR SHUNT IMPLANTATION | 7 | 128 |
| | 198 NERVE REPAIR AND DESTRUCTION | 265 | 2,439 |
| 11 | EYE AND OCULAR ADNEXA | 1,852 | 20,551 |
| | 211 MINOR OPHTHALMOLOGICAL TESTS AND PROCEDURES | 1 | 175 |
| | 213 LASER EYE PROCEDURES | 346 | 2,001 |
| | 214 CATARACT PROCEDURES | 1,255 | 12,253 |
| | 215 COMPLEX ANTERIOR SEGMENT EYE PROCEDURES | 8 | 957 |
| | 216 MODERATE ANTERIOR SEGMENT EYE PROCEDURES | 26 | 809 |
| | 217 SIMPLE ANTERIOR SEGMENT EYE PROCEDURES | 8 | 704 |
| | 218 COMPLEX POSTERIOR SEGMENT EYE PROCEDURES | 13 | 165 |
| | 219 SIMPLE POSTERIOR SEGMENT EYE PROCEDURES | 2 | 161 |
| | 220 STRABISMUS AND MUSCLE EYE PROCEDURES | 4 | 545 |
| | 221 COMPLEX REPAIR AND PLASTIC PROCEDURES OF EYE | 120 | 1,823 |
| | 222 SIMPLE REPAIR AND PLASTIC PROCEDURES OF EYE | 15 | 388 |
| | 223 VITRECTOMY | 54 | 570 |
| 12 | FACIAL, EAR, NOSE, MOUTH AND THROAT | 1,049 | 18,833 |
| | 233 NASAL CAUTERIZATION AND PACKING | 2 | 84 |
| | 234 COMPLEX FACIAL AND ENT PROCEDURES | 88 | 3,106 |
| | 235 SIMPLE FACIAL AND ENT PROCEDURES | 718 | 11,701 |
| | 236 TONSIL AND ADENOID PROCEDURES | 241 | 3,942 |
| 13 | THERAPEUTIC AND OTHER RADIOLOGICAL PROCEDURES | 1 | 344 |
| | 255 MISCELLANEOUS RADIOLOGICAL PROCEDURES WITH CONTRAST | 1 | 5 |

SOURCE: Utah Ambulatory Surgery Database

Utah Health Data Committee/Office of Health Care Statistics

Reportable* excludes codes in the former "Other" category and CPT blood draw codes in previous reports.

AMB ST 1-5
UTAH HOSPITAL AND FREESTANDING AMBULATORY SURGERY CENTER (FASC) UTILIZATION AND CHARGE PROFILE OF OUTPATIENT SURGERY, 2005
PROCEDURE APG CATEGORY, PROCEDURE APG, SINGLE APG ONLY
BASED ON REPORTABLE* CPT-4 PROCEDURES

414 Mount Ogden Surgical Center

| Procedure APG category | Procedure APG | TOTAL # | AVE TOT CHR | AVE TOT CHR(ALL FASCs) |
|------------------------|---|---------|-------------|-------------------------|
| 01 | INTEGUMENTARY SYSTEM | 41 | \$1,903 | \$1,328 |
| | 003 COMPLEX INCISION AND DRAINAGE | 1 | \$1,949 | \$1,219 |
| | 007 COMPLEX EXCISION, BIOPSY AND DEBRIDEMENT | 19 | \$1,961 | \$1,419 |
| | 008 SIMPLE EXCISION AND BIOPSY | 21 | \$1,849 | \$1,377 |
| 02 | MUSCULOSKELETAL SYSTEM | 832 | \$3,367 | \$2,609 |
| | 021 COMPLEX MUSCULOSKELETAL PROCEDURES EXCLUDING HAND AND FOOT | 94 | \$3,370 | \$3,178 |
| | 022 SIMPLE MUSCULOSKELETAL PROCEDURES EXCLUDING HAND AND FOOT | 30 | \$2,565 | \$2,534 |
| | 023 COMPLEX HAND AND FOOT MUSCULOSKELETAL PROCEDURES | 42 | \$3,301 | \$2,512 |
| | 024 SIMPLE HAND AND FOOT MUSCULOSKELETAL PROCEDURES | 231 | \$2,237 | \$1,799 |
| | 025 ARTHROSCOPY | 313 | \$4,370 | \$3,279 |
| | 028 CLOSED TREATMENT FX & DISLOCATION OF FINGER, TOE & TRUNK | 1 | \$1,771 | \$1,606 |
| | 029 CLOSED TREATMENT FX & DISLOCATION EXC FINGER, TOE & TRUNK | 6 | \$1,918 | \$1,401 |
| | 030 OPEN OR PERCUTANEOUS TREATMENT OF FRACTURES | 73 | \$3,417 | \$2,467 |
| | 031 BONE OR JOINT MANIPULATION UNDER ANESTHESIA | 5 | \$1,924 | \$1,531 |
| | 032 BUNION PROCEDURES | 32 | \$3,030 | \$2,034 |
| | 033 ARTHROPLASTY | 4 | \$3,237 | \$2,604 |
| | 034 HAND AND FOOT TENOTOMY | 1 | \$2,433 | \$2,883 |
| 03 | RESPIRATORY SYSTEM | 7 | \$3,088 | \$1,524 |
| | 052 NEEDLE AND CATHETER BIOPSY, ASPIRATION, LAVAGE AND INTUBATION | 1 | \$1,533 | \$1,267 |
| | 053 COMPLEX ENDOSCOPY OF THE UPPER AIRWAY | 6 | \$3,348 | \$1,558 |
| 05 | HEMATOLOGIC, LYMPHATIC, AND ENDOCRINE | 7 | \$1,684 | \$1,753 |
| | 095 DEEP LYMPH STRUCTURE AND THYROID PROCEDURES | 7 | \$1,684 | \$1,753 |
| 06 | DIGESTIVE SYSTEM | 304 | \$1,079 | \$1,225 |
| | 113 ANOSCOPY WITH BIOPSY AND DIAGNOSTIC PROCTOSIGMOIDOSCOPY | 2 | \$404 | \$643 |
| | 115 DIAGNOSTIC UPPER GI ENDOSCOPY OR INTUBATION | 77 | \$747 | \$948 |
| | 116 THERAPEUTIC UPPER GI ENDOSCOPY OR INTUBATION | 7 | \$901 | \$954 |
| | 117 LOWER GASTROINTESTINAL ENDOSCOPY | 177 | \$922 | \$1,007 |
| | 119 HERNIA AND HYDROCELE PROCEDURES | 4 | \$2,224 | \$2,089 |
| | 123 COMPLEX LAPAROSCOPIC PROCEDURES | 37 | \$2,466 | \$3,381 |
| 07 | URINARY SYSTEM | 230 | \$4,095 | \$3,486 |
| | 131 RENAL EXTRACORPOREAL SHOCK WAVE LITHOTRIPSY | 107 | \$6,688 | \$5,613 |
| | 133 URINARY CATHETERIZATION AND DILATATION | 1 | \$1,695 | \$1,674 |
| | 134 COMPLEX CYSTOURETHROSCOPY AND LITHOLAPAXY | 39 | \$2,225 | \$1,917 |
| | 135 MODERATE CYSTOURETHROSCOPY | 63 | \$1,770 | \$1,698 |
| | 136 SIMPLE CYSTOURETHROSCOPY | 14 | \$1,155 | \$1,174 |
| | 137 COMPLEX URETHRAL PROCEDURES | 3 | \$1,756 | \$1,484 |
| | 138 SIMPLE URETHRAL PROCEDURES | 3 | \$1,588 | \$2,003 |
| 08 | MALE GENITAL SYSTEM | 43 | \$2,344 | \$1,856 |
| | 151 TESTICULAR AND EPIDIDYMAL PROCEDURES | 25 | \$2,893 | \$2,108 |
| | 153 COMPLEX PENILE PROCEDURES | 2 | \$2,382 | \$1,941 |
| | 154 SIMPLE PENILE PROCEDURES | 16 | \$1,483 | \$1,363 |
| 09 | FEMALE GENITAL SYSTEM | 98 | \$2,875 | \$2,168 |
| | 176 COMPLEX FEMALE REPRODUCTIVE PROCEDURES | 3 | \$4,962 | \$2,417 |
| | 177 SIMPLE FEMALE REPRODUCTIVE PROCEDURES | 36 | \$1,787 | \$1,427 |
| | 179 HYSTEROSCOPY | 59 | \$3,432 | \$2,593 |

AMB ST 1-5
UTAH HOSPITAL AND FREESTANDING AMBULATORY SURGERY CENTER (FASC) UTILIZATION AND CHARGE PROFILE OF OUTPATIENT SURGERY, 2005
PROCEDURE APG CATEGORY, PROCEDURE APG, SINGLE APG ONLY
BASED ON REPORTABLE* CPT-4 PROCEDURES

414 Mount Ogden Surgical Center

| procedure APG category | Procedure APG | TOTAL # | AVE TOT CHR | AVE TOT CHR(ALL FASCs) |
|------------------------|--|---------|-------------|-------------------------|
| 10 | NERVOUS SYSTEM | 458 | \$1,155 | \$1,048 |
| | 195 NERVOUS SYSTEM INJECTIONS, STIMULATIONS OR CRANIAL TAP | 257 | \$584 | \$701 |
| | 196 REVISION AND REMOVAL OF NEUROLOGICAL DEVICE | 1 | \$1,323 | \$2,277 |
| | 197 NEUROSTIMULATOR AND VENTRICULAR SHUNT IMPLANTATION | 1 | \$16,621 | \$3,849 |
| | 198 NERVE REPAIR AND DESTRUCTION | 199 | \$1,813 | \$1,769 |
| 11 | EYE AND OCULAR ADNEXA | 1,693 | \$2,450 | \$2,379 |
| | 213 LASER EYE PROCEDURES | 340 | \$527 | \$776 |
| | 214 CATARACT PROCEDURES | 1,238 | \$2,935 | \$2,612 |
| | 215 COMPLEX ANTERIOR SEGMENT EYE PROCEDURES | 5 | \$3,037 | \$2,595 |
| | 216 MODERATE ANTERIOR SEGMENT EYE PROCEDURES | 21 | \$2,037 | \$2,214 |
| | 217 SIMPLE ANTERIOR SEGMENT EYE PROCEDURES | 6 | \$2,880 | \$2,178 |
| | 218 COMPLEX POSTERIOR SEGMENT EYE PROCEDURES | 11 | \$2,840 | \$4,944 |
| | 219 SIMPLE POSTERIOR SEGMENT EYE PROCEDURES | 1 | \$1,985 | \$2,372 |
| | 220 STRABISMUS AND MUSCLE EYE PROCEDURES | 2 | \$3,798 | \$2,847 |
| | 221 COMPLEX REPAIR AND PLASTIC PROCEDURES OF EYE | 28 | \$3,759 | \$2,050 |
| | 222 SIMPLE REPAIR AND PLASTIC PROCEDURES OF EYE | 4 | \$2,562 | \$1,353 |
| | 223 VITRECTOMY | 37 | \$2,760 | \$4,021 |
| 12 | FACIAL, EAR, NOSE, MOUTH AND THROAT | 771 | \$1,830 | \$1,728 |
| | 233 NASAL CAUTERIZATION AND PACKING | 2 | \$1,103 | \$1,070 |
| | 234 COMPLEX FACIAL AND ENT PROCEDURES | 5 | \$2,220 | \$2,098 |
| | 235 SIMPLE FACIAL AND ENT PROCEDURES | 580 | \$1,947 | \$1,886 |
| | 236 TONSIL AND ADENOID PROCEDURES | 184 | \$1,457 | \$1,408 |

SOURCE: Utah Ambulatory Surgery Database

Utah Health Data Committee/Office of Health Care Statistics

Reportable* excludes codes in the former "Other" category and CPT blood draw codes in previous reports.

AMB ST 1-6
UTAH HOSPITAL AND FREESTANDING AMBULATORY SURGERY CENTER (FASC) UTILIZATION AND CHARGE PROFILE OF OUTPATIENT SURGERY, 2005
NUMBER OF SELECTED AMBULATORY SURGERY PATIENT VISITS BY PATIENT PROFILE

414 Mount Ogden Surgical Center

| Patient Profile | Patient Visits | | Patient Visits-All FASCs | |
|----------------------------|----------------|-------|--------------------------|------|
| | (#) | (%) | (#) | (%) |
| GENDER | | | | |
| Female | 2,936 | 53.7 | 46,953 | 55.1 |
| Male | 2,531 | 46.3 | 38,149 | 44.8 |
| Unknown | 1 | 0.0 | 39 | 0.0 |
| Not Reported | 0 | 0.0 | 44 | 0.1 |
| AGE | | | | |
| 1-28 days | 0 | 0.0 | 0 | 0.0 |
| 29-365 days | 33 | 0.6 | 594 | 0.7 |
| 1-4 years | 437 | 8.0 | 4,739 | 5.6 |
| 5-9 | 194 | 3.5 | 2,401 | 2.8 |
| 10-14 | 85 | 1.6 | 1,336 | 1.6 |
| 15-17 | 99 | 1.8 | 1,477 | 1.7 |
| 18-19 | 62 | 1.1 | 1,299 | 1.5 |
| 20-24 | 209 | 3.8 | 3,472 | 4.1 |
| 25-29 | 219 | 4.0 | 3,624 | 4.3 |
| 30-34 | 217 | 4.0 | 3,616 | 4.2 |
| 35-39 | 219 | 4.0 | 3,598 | 4.2 |
| 40-44 | 236 | 4.3 | 4,506 | 5.3 |
| 45-49 | 270 | 4.9 | 5,414 | 6.4 |
| 50-54 | 346 | 6.3 | 7,673 | 9.0 |
| 55-59 | 368 | 6.7 | 7,166 | 8.4 |
| 60-64 | 341 | 6.2 | 6,418 | 7.5 |
| 65-69 | 514 | 9.4 | 7,432 | 8.7 |
| 70-74 | 565 | 10.3 | 7,255 | 8.5 |
| 75-79 | 506 | 9.3 | 6,544 | 7.7 |
| 80-84 | 355 | 6.5 | 4,314 | 5.1 |
| 85-89 | 147 | 2.7 | 1,833 | 2.2 |
| 90 + | 46 | 0.8 | 467 | 0.5 |
| Not Reported | 0 | 0.0 | 7 | 0.0 |
| SOURCE OF ADMISSION | | | | |
| Physician Referral | 0 | 0.0 | 71,765 | 84.2 |
| Clinic Referral | 0 | 0.0 | 857 | 1.0 |
| HMO Referral | 0 | 0.0 | 3 | 0.0 |
| Other Hospital | 0 | 0.0 | 0 | 0.0 |
| Skilled Nursing Facility | 0 | 0.0 | 1 | 0.0 |
| Other Health Care Facility | 0 | 0.0 | 3 | 0.0 |
| Emergency Room | 0 | 0.0 | 0 | 0.0 |
| Court/Law Enforcement | 0 | 0.0 | 0 | 0.0 |
| Unknown | 0 | 0.0 | 1,361 | 1.6 |
| Not Reported | 5,468 | 100.0 | 11,195 | 13.1 |

(Continued)

AMB ST 1-6
UTAH HOSPITAL AND FREESTANDING AMBULATORY SURGERY CENTER (FASC) UTILIZATION AND CHARGE PROFILE OF OUTPATIENT SURGERY, 2005
NUMBER OF SELECTED AMBULATORY SURGERY PATIENT VISITS BY PATIENT PROFILE

414 Mount Ogden Surgical Center

| Patient Profile | Patient Visits | | Patient Visits-All FASCs | |
|---|----------------|------|--------------------------|------|
| | (#) | (%) | (#) | (%) |
| DISCHARGE STATUS | | | | |
| Home or Self Care | 34 | 0.6 | 74,273 | 87.2 |
| Another Hospital | 0 | 0.0 | 73 | 0.1 |
| Skilled Nursing Facility | 0 | 0.0 | 0 | 0.0 |
| Intermediate Care Facility | 0 | 0.0 | 0 | 0.0 |
| Another Type of Institution | 0 | 0.0 | 2 | 0.0 |
| Under Care of Home Service | 0 | 0.0 | 1 | 0.0 |
| Left Against Medical Advice | 0 | 0.0 | 0 | 0.0 |
| Under Care of Home IV Provider | 0 | 0.0 | 0 | 0.0 |
| Expired | 0 | 0.0 | 0 | 0.0 |
| Unknown | 5,434 | 99.4 | 10,836 | 12.7 |
| Not Reported | 0 | 0.0 | 0 | 0.0 |
| PRIMARY PAYER | | | | |
| Medicare | 1,970 | 36.0 | 26,849 | 31.5 |
| Medicaid | 529 | 9.7 | 5,633 | 6.6 |
| Other government | 165 | 3.0 | 2,207 | 2.6 |
| Blue Cross/Blue Shield | 1,298 | 23.7 | 16,389 | 19.2 |
| Other Commercial | 880 | 16.1 | 7,724 | 9.1 |
| Managed Care(HMO, PPO) | 384 | 7.0 | 21,754 | 25.5 |
| Self Pay | 59 | 1.1 | 1,039 | 1.2 |
| Industrial & Worker Comp | 181 | 3.3 | 2,186 | 2.6 |
| Charity and Unclassified | 0 | 0.0 | 150 | 0.2 |
| Childrens Health Insurance | 0 | 0.0 | 324 | 0.4 |
| Unknown | 2 | 0.0 | 91 | 0.1 |
| Not Reported | 0 | 0.0 | 839 | 1.0 |
| LOCAL HEALTH DISTRICT OF PATIENT RESIDENCE | | | | |
| Bear River | 355 | 6.5 | 3,935 | 4.6 |
| Central Utah | 1 | 0.0 | 1,393 | 1.6 |
| Davis County | 1,034 | 18.9 | 13,342 | 15.7 |
| Salt Lake County | 30 | 0.5 | 27,212 | 31.9 |
| Southeastern Utah | 1 | 0.0 | 782 | 0.9 |
| Southwest Utah | 6 | 0.1 | 5,072 | 6.0 |
| Summit County | 16 | 0.3 | 1,027 | 1.2 |
| Tooele County | 5 | 0.1 | 1,179 | 1.4 |
| Tri-County | 5 | 0.1 | 453 | 0.5 |
| Utah County | 6 | 0.1 | 10,349 | 12.1 |
| Wasatch County | 2 | 0.0 | 437 | 0.5 |
| Weber County | 3,819 | 69.8 | 15,834 | 18.6 |
| Unknown Utah | 0 | 0.0 | 36 | 0.0 |
| Outside Utah | 186 | 3.4 | 4,110 | 4.8 |
| Unknown, Not Reported | 2 | 0.0 | 24 | 0.0 |

SOURCE: Utah Ambulatory Surgery Database,
Utah Health Data Committee/Office of Health Care Statistics.

AMB ST 1-1
UTAH HOSPITAL AND FREESTANDING AMBULATORY SURGERY CENTER (FASC) UTILIZATION AND CHARGE PROFILE OF OUTPATIENT SURGERY, 2005
NUMBER OF CPT-4 AND ICD-9 REPORTABLE* PROCEDURES BY SELECTED AMBULATORY SURGERY REPORTING CATEGORY

424 Mountain West Surgical Center

| | Procedures Performed | | Procedures Performed-All FASCs | |
|--|----------------------|-------|--------------------------------|-------|
| | (#) | (%) | (#) | (%) |
| Reporting Category(ICD-9-CM CODES) | 3,258 | 100.0 | 66,156 | 100.0 |
| Mastectomy (85.0-85.99) | 72 | 2.2 | 1,584 | 2.4 |
| Musculoskeletal (76.0-84.99) | 1,727 | 53.0 | 11,899 | 18.0 |
| Respiratory (30.0-34.99) | 1 | 0.0 | 119 | 0.2 |
| Cardiovascular (35.0-39.99) | 2 | 0.1 | 362 | 0.5 |
| Lymphatic/Hemetic (40.0-41.99) | 6 | 0.2 | 141 | 0.2 |
| Digestive System (42.0-54.99) | 43 | 1.3 | 13,725 | 20.7 |
| Urinary (55.0-59.99) | 4 | 0.1 | 322 | 0.5 |
| Male Genital (60.0-64.99) | 11 | 0.3 | 262 | 0.4 |
| Female Genital (65.0-71.99) | 0 | 0.0 | 1,797 | 2.7 |
| Endocrine/Nervous (01.0-07.99) | 272 | 8.3 | 3,838 | 5.8 |
| Eye (08.0-16.99) | 525 | 16.1 | 18,120 | 27.4 |
| Ear (18.0-20.99) | 197 | 6.0 | 3,735 | 5.6 |
| Nose, Mouth, Pharynx (21.0-29.99) | 398 | 12.2 | 10,252 | 15.5 |
| Reporting Category(CPT-4 CODES) | 4,991 | 100.0 | 117,978 | 100.0 |
| Mastectomy (19120-19220) | 10 | 0.2 | 622 | 0.5 |
| Musculoskeletal (20000-29909) | 2,238 | 44.8 | 24,588 | 20.8 |
| Respiratory (30000-32999 & 39501-39599) | 438 | 8.8 | 9,814 | 8.3 |
| Cardiovascular (33010-37799 & 93501-93660) | 2 | 0.0 | 760 | 0.6 |
| Lymphatic/Hemetic (38100-38999) | 6 | 0.1 | 188 | 0.2 |
| Digestive (40490-49999) | 395 | 7.9 | 39,759 | 33.7 |
| Urinary (50010-53899) | 9 | 0.2 | 1,679 | 1.4 |
| Male Genital (54000-55899) | 12 | 0.2 | 657 | 0.6 |
| Female Genital (56405-58999) | 0 | 0.0 | 2,830 | 2.4 |
| Endocrine/Nervous (60000-64999) | 1,135 | 22.7 | 11,257 | 9.5 |
| Eye (65091-68899) | 536 | 10.7 | 20,646 | 17.5 |
| Ear (69000-69979) | 210 | 4.2 | 5,178 | 4.4 |

SOURCE: Utah Ambulatory Surgery Database

Utah Health Data Committee/Office of Health Care Statistics.

Reportable* excludes codes in the former "Other" category and CPT blood draw codes in previous reports.

AMB ST 1-2
UTAH HOSPITAL AND FREESTANDING AMBULATORY SURGERY CENTER (FASC) UTILIZATION AND CHARGE PROFILE OF OUTPATIENT SURGERY, 2005
MOST COMMONLY PERFORMED CPT-4 AND ICD-9 REPORTABLE* PROCEDURES

424 Mountain West Surgical Center

| ICD-9 CODE | ICD-9 DESCRIPTION | # | % | % ALL FASCs |
|----------------------|-------------------------------------|-------|-------|-------------|
| All ICD-9 Procedures | | 3,258 | 100.0 | 100.0 |
| 1371 | INSRT IOL-CATARACT EXTRACT-1 STAGE | 370 | 11.4 | 10.20 |
| 806 | EXCISION SEMILUNAR CARTILAGE KNEE | 299 | 9.2 | 2.10 |
| 8086 | OTH LOCAL EXC/DESTRUC LES KNEE JNT | 251 | 7.7 | 1.00 |
| 8183 | OTHER REPAIR OF SHOULDER | 194 | 6.0 | 1.16 |
| 2001 | MYRINGOTOMY WITH INSERTION OF TUBE | 178 | 5.5 | 4.58 |
| 2169 | OTHER TURBINECTOMY | 143 | 4.4 | 2.47 |
| 8076 | SYNOVECTOMY OF KNEE | 115 | 3.5 | 0.52 |
| 1364 | DISCISSION OF SECONDARY MEMBRANE | 112 | 3.4 | 0.97 |
| 042 | DESTRUC CRANIAL&PERIPHERAL NERVES | 97 | 3.0 | 0.31 |
| 0443 | RELEASE OF CARPAL TUNNEL | 90 | 2.8 | 1.22 |
| 215 | SUBMUCOUS RESECTION OF NASAL SEPTUM | 85 | 2.6 | 0.73 |
| 282 | TONSILLECTOMY WITHOUT ADENOIDECTOMY | 84 | 2.6 | 0.90 |
| 8081 | OTH LOCAL EXC/DESTRUC LES SHLDR JNT | 68 | 2.1 | 0.44 |
| 7860 | REMOVAL IMPL DEVICE UNSPEC SITE | 54 | 1.7 | 0.41 |
| 7756 | REPAIR OF HAMMER TOE | 50 | 1.5 | 0.52 |
| 8145 | OTHER REPAIR THE CRUCIATE LIGAMENTS | 49 | 1.5 | 0.37 |
| 8211 | TENOTOMY OF HAND | 43 | 1.3 | 0.42 |
| 7751 | BUNIONEC SOFT-OSTEOT 1ST METATARS | 38 | 1.2 | 0.38 |
| 5300 | UNILATERAL REPAIR ING HERNIA NOS | 34 | 1.0 | 0.55 |
| 0449 | OTH PERIPH NERV/GANGL DECOMP/LYSIS | 30 | 0.9 | 0.29 |

| CPT-4 CODE | CPT-4 DESCRIPTION | # | % | % ALL FASCs |
|----------------------|----------------------------------|-------|-------|-------------|
| All CPT-4 Procedures | | 4,991 | 100.0 | 100.0 |
| 66984 | EXTRACAPSULAR CATARACT REMV IOL | 370 | 7.4 | 10.00 |
| 62311 | INJ 1 NOT NEUROLYTIC-EPID; LUMB/ | 275 | 5.5 | 1.48 |
| 64476 | INJ ANES FACET JT; LUMB/SAC-EA A | 256 | 5.1 | 0.99 |
| 29881 | SCOPE KNEE SURG;W/MENISCECT MED/ | 234 | 4.7 | 1.78 |
| 29877 | SCOPE KNEE SURG; DEBRID/SHAVE CA | 231 | 4.6 | 1.13 |
| 29826 | SCOPE SHOULDER; DECOMP SUBACROM | 194 | 3.9 | 1.02 |
| 69436 | TYMPANOSTOMY GENERAL ANESTHESIA | 178 | 3.6 | 3.73 |
| 64475 | INJ ANES FACET JT; LUMB/SAC-1LEV | 134 | 2.7 | 0.62 |
| 30140 | SUBMUCOS RES TURBINATE PART/CMPL | 127 | 2.5 | 2.13 |
| 66821 | DISCISSION 2ND CATARACT; LASER S | 112 | 2.2 | 1.66 |
| 29875 | SCOPE KNEE; SYNOVECT LTD SEP PRO | 102 | 2.0 | 0.40 |
| 41899 | UNLIST PROC DENTOALVEOL STRUCTUR | 95 | 1.9 | 2.85 |
| 64721 | NEUROPLASTY; MEDIAN CARPAL TUNNE | 90 | 1.8 | 1.23 |
| 29824 | SCOPE SHLDR SURG;DIST CLAVICULEC | 86 | 1.7 | 0.39 |
| 30520 | SEPTOPLASTY/SUBMUCOS RES W/GFT | 85 | 1.7 | 1.40 |
| 42826 | TONSILLECTOMY PRIM/SEC; AGE 12/O | 84 | 1.7 | 0.74 |
| 42820 | T&A; UNDER AGE 12 | 82 | 1.6 | 1.47 |
| 64623 | DESTRUC FACET JT NRV; L/S-EA AD | 70 | 1.4 | 0.52 |
| 29827 | SCOPE SHLDR SURG; W/ROTOR CUFF R | 68 | 1.4 | 0.31 |
| 29880 | SCOPE KNEE SURG;W/MENISCECT MED& | 65 | 1.3 | 0.55 |

SOURCE: Utah Ambulatory Surgery Database

Utah Health Data Committee/Office of Health Care Statistics

Reportable* excludes codes in the former "Other" category and CPT4 blood draw codes in previous reports.

AMB ST 1-3

UTAH HOSPITAL AND FREESTANDING AMBULATORY SURGERY CENTER (FASC) UTILIZATION AND CHARGE PROFILE OF OUTPATIENT SURGERY, 2005
 AVERAGE TOTAL CHARGES FOR MOST COMMONLY PERFORMED CPT-4 AND ICD-9 REPORTABLE* PROCEDURES, SINGLE ICD-9 OR CPT-4 ONLY

424 Mountain West Surgical Center

| ICD-9 CODE | ICD-9 DESCRIPTION | # | AVE TOT CHR | AVE TOT CHR(ALL FASCs) |
|------------------|-------------------------------------|-------|-------------|-------------------------|
| ICD-9 Procedures | | 1,508 | \$4,083 | \$1,608 |
| 1371 | INSRT IOL-CATARACT EXTRACT-1 STAGE | 365 | \$3,397 | \$2,536 |
| 8183 | OTHER REPAIR OF SHOULDER | 125 | \$9,588 | \$6,831 |
| 1364 | DISCISSION OF SECONDARY MEMBRANE | 111 | \$1,151 | \$1,037 |
| 806 | EXCISION SEMILUNAR CARTILAGE KNEE | 110 | \$4,998 | \$3,363 |
| 282 | TONSILLECTOMY WITHOUT ADENOIDECTOMY | 72 | \$1,993 | \$1,316 |
| 8086 | OTH LOCAL EXC/DESTRUC LES KNEE JNT | 66 | \$4,747 | \$3,661 |
| 0443 | RELEASE OF CARPAL TUNNEL | 51 | \$2,947 | \$1,672 |
| 8076 | SYNOVECTOMY OF KNEE | 35 | \$4,645 | \$3,659 |
| 7860 | REMOVAL IMPL DEVICE UNSPEC SITE | 25 | \$3,169 | \$1,716 |
| 283 | TONSILLECTOMY WITH ADENOIDECTOMY | 21 | \$2,080 | \$1,302 |
| 5300 | UNILATERAL REPAIR ING HERNIA NOS | 21 | \$4,818 | \$1,716 |
| 7932 | OPEN RDUC FX RADUS&ULNA W/INTRL FIX | 21 | \$4,499 | \$2,699 |
| 7751 | BUNIONEC SOFT-OSTEOT 1ST METATARS | 18 | \$4,306 | \$2,416 |
| 2001 | MYRINGOTOMY WITH INSERTION OF TUBE | 15 | \$2,576 | \$1,224 |
| 8145 | OTHER REPAIR THE CRUCIATE LIGAMENTS | 15 | \$5,777 | \$4,785 |
| 0449 | OTH PERIPH NERV/GANGL DECOMP/LYSIS | 14 | \$4,362 | \$2,032 |
| 0531 | INJ ANESIN SYMPATHETIC NERVE ANALG | 14 | \$1,196 | \$929 |
| 8211 | TENOTOMY OF HAND | 14 | \$3,718 | \$1,735 |
| 8221 | EXCISION LESION TENDON SHEATH HAND | 14 | \$3,664 | \$1,615 |
| 8314 | FASCIOTOMY | 14 | \$5,230 | \$2,965 |

| CPT-4 CODE | CPT-4 DESCRIPTION | # | AVE TOT CHR | AVE TOT CHR(ALL FASCs) |
|------------------|----------------------------------|-------|-------------|-------------------------|
| CPT-4 Procedures | | 1,922 | \$2,964 | \$1,829 |
| 66984 | EXTRACAPSULAR CATARACT REMV IOL | 364 | \$3,396 | \$2,592 |
| 62311 | INJ 1 NOT NEUROLYTIC-EPID; LUMB/ | 246 | \$837 | \$677 |
| 66821 | DISCISSION 2ND CATARACT; LASER S | 111 | \$1,151 | \$771 |
| 41899 | UNLIST PROC DENTOALVEOL STRUCTUR | 95 | \$2,789 | \$1,992 |
| 29881 | SCOPE KNEE SURG;W/MENISCECT MED/ | 80 | \$4,853 | \$2,742 |
| 42826 | TONSILLECTOMY PRIM/SEC; AGE 12/O | 72 | \$1,993 | \$1,419 |
| 42820 | T&A; UNDER AGE 12 | 69 | \$2,015 | \$1,432 |
| 29877 | SCOPE KNEE SURG; DEBRID/SHAVE CA | 58 | \$4,455 | \$2,751 |
| 64721 | NEUROPLASTY; MEDIAN CARPAL TUNNE | 46 | \$2,816 | \$1,668 |
| 29826 | SCOPE SHOULDER; DECOMP SUBACROM | 33 | \$5,384 | \$3,358 |
| 29875 | SCOPE KNEE; SYNOVECT LTD SEP PRO | 29 | \$4,544 | \$3,058 |
| 64483 | INJ ANES EPIDURL; LUMB/SAC 1 LEV | 26 | \$1,245 | \$742 |
| 29880 | SCOPE KNEE SURG;W/MENISCECT MED& | 25 | \$4,712 | \$3,610 |
| 20680 | REMOVAL OF IMPLANT; DEEP | 22 | \$3,170 | \$1,603 |
| 42821 | T&A; AGE 12 OR OVER | 20 | \$2,019 | \$1,366 |
| 62310 | INJ 1 NOT NEUROLYTIC-EPID;CERV/T | 20 | \$1,002 | \$694 |
| 29888 | ARTHSCPY AIDED ACL REPR/AUG/RECO | 15 | \$5,777 | \$5,515 |
| 25620 | OPEN TX DIST RADIAL FX W/WO FIX | 14 | \$3,390 | \$2,563 |
| 29806 | SCOPE SHOULDER SURGICAL; CPSLORR | 14 | \$4,389 | \$4,088 |
| 49505 | REPR INIT ING HERNIA 5YR/MORE; R | 14 | \$4,304 | \$1,931 |

SOURCE: Utah Ambulatory Surgery Database

Reportable* excludes codes in the former "Other" category and CPT4 blood draw codes in previous reports.

AMB ST 1-4
UTAH HOSPITAL AND FREESTANDING AMBULATORY SURGERY CENTER (FASC) UTILIZATION AND CHARGE PROFILE OF OUTPATIENT SURGERY, 2005
PROCEDURE APG CATEGORY, PROCEDURE APG, BASED ON REPORTABLE* CPT-4 PROCEDURES

424 Mountain West Surgical Center

| Procedure APG category | | TOTAL # | TOTAL # (ALL FASCs) |
|------------------------|---|---------|---------------------|
| Procedure APG | | | |
| 01 | INTEGUMENTARY SYSTEM | 59 | 1,743 |
| | 003 COMPLEX INCISION AND DRAINAGE | 1 | 26 |
| | 007 COMPLEX EXCISION, BIOPSY AND DEBRIDEMENT | 11 | 359 |
| | 008 SIMPLE EXCISION AND BIOPSY | 31 | 551 |
| | 009 COMPLEX SKIN REPAIRS INCL INTEGUMENT GRAFTS, TRANSFER & REARRANGE | 6 | 129 |
| | 011 SIMPLE INCISION AND EXCISION OF BREAST | 8 | 553 |
| | 012 BREAST RECONSTRUCTION AND MASTECTOMY | 2 | 69 |
| 02 | MUSCULOSKELETAL SYSTEM | 2,155 | 22,851 |
| | 021 COMPLEX MUSCULOSKELETAL PROCEDURES EXCLUDING HAND AND FOOT | 160 | 2,301 |
| | 022 SIMPLE MUSCULOSKELETAL PROCEDURES EXCLUDING HAND AND FOOT | 31 | 632 |
| | 023 COMPLEX HAND AND FOOT MUSCULOSKELETAL PROCEDURES | 62 | 849 |
| | 024 SIMPLE HAND AND FOOT MUSCULOSKELETAL PROCEDURES | 281 | 5,395 |
| | 025 ARTHROSCOPY | 1,281 | 9,769 |
| | 029 CLOSED TREATMENT FX & DISLOCATION EXC FINGER, TOE & TRUNK | 10 | 117 |
| | 030 OPEN OR PERCUTANEOUS TREATMENT OF FRACTURES | 105 | 1,212 |
| | 031 BONE OR JOINT MANIPULATION UNDER ANESTHESIA | 32 | 216 |
| | 032 BUNION PROCEDURES | 53 | 1,149 |
| | 033 ARTHROPLASTY | 22 | 217 |
| | 034 HAND AND FOOT TENOTOMY | 11 | 110 |
| | 035 ARTHROCENTESIS AND LIGAMENT OR TENDON INJECTION | 107 | 869 |
| 03 | RESPIRATORY SYSTEM | 164 | 4,466 |
| | 053 COMPLEX ENDOSCOPY OF THE UPPER AIRWAY | 164 | 4,423 |
| 05 | HEMATOLOGIC, LYMPHATIC, AND ENDOCRINE | 9 | 217 |
| | 095 DEEP LYMPH STRUCTURE AND THYROID PROCEDURES | 9 | 217 |
| 06 | DIGESTIVE SYSTEM | 67 | 33,057 |
| | 119 HERNIA AND HYDROCELE PROCEDURES | 52 | 1,396 |
| | 120 COMPLEX ANAL AND RECTAL PROCEDURES | 1 | 222 |
| | 121 SIMPLE ANAL AND RECTAL PROCEDURES | 2 | 38 |
| | 123 COMPLEX LAPAROSCOPIC PROCEDURES | 12 | 2,024 |
| 07 | URINARY SYSTEM | 9 | 1,645 |
| | 131 RENAL EXTRACORPOREAL SHOCK WAVE LITHOTRIPSY | 5 | 534 |
| | 134 COMPLEX CYSTOURETHROSCOPY AND LITHOLAPAXY | 4 | 502 |
| 08 | MALE GENITAL SYSTEM | 12 | 588 |
| | 151 TESTICULAR AND EPIDIDYMAL PROCEDURES | 12 | 404 |
| 10 | NERVOUS SYSTEM | 1,101 | 10,825 |
| | 195 NERVOUS SYSTEM INJECTIONS, STIMULATIONS OR CRANIAL TAP | 954 | 8,220 |
| | 198 NERVE REPAIR AND DESTRUCTION | 147 | 2,439 |
| 11 | EYE AND OCULAR ADNEXA | 536 | 20,551 |
| | 213 LASER EYE PROCEDURES | 113 | 2,001 |
| | 214 CATARACT PROCEDURES | 376 | 12,253 |
| | 215 COMPLEX ANTERIOR SEGMENT EYE PROCEDURES | 2 | 957 |
| | 216 MODERATE ANTERIOR SEGMENT EYE PROCEDURES | 7 | 809 |
| | 217 SIMPLE ANTERIOR SEGMENT EYE PROCEDURES | 3 | 704 |
| | 221 COMPLEX REPAIR AND PLASTIC PROCEDURES OF EYE | 30 | 1,823 |
| | 222 SIMPLE REPAIR AND PLASTIC PROCEDURES OF EYE | 2 | 388 |
| | 223 VITRECTOMY | 3 | 570 |

AMB ST 1-4
UTAH HOSPITAL AND FREESTANDING AMBULATORY SURGERY CENTER (FASC) UTILIZATION AND CHARGE PROFILE OF OUTPATIENT SURGERY, 2005
PROCEDURE APG CATEGORY, PROCEDURE APG, BASED ON REPORTABLE* CPT-4 PROCEDURES

424 Mountain West Surgical Center

| procedure APG category | | TOTAL # | TOTAL # (ALL FASCs) |
|------------------------|---|---------|---------------------|
| procedure APG | | | |
| 12 | FACIAL, EAR, NOSE, MOUTH AND THROAT | 829 | 18,833 |
| | 233 NASAL CAUTERIZATION AND PACKING | 3 | 84 |
| | 234 COMPLEX FACIAL AND ENT PROCEDURES | 128 | 3,106 |
| | 235 SIMPLE FACIAL AND ENT PROCEDURES | 486 | 11,701 |
| | 236 TONSIL AND ADENOID PROCEDURES | 212 | 3,942 |
| 13 | THERAPEUTIC AND OTHER RADIOLOGICAL PROCEDURES | 35 | 344 |
| | 254 MYELOGRAPHY | 35 | 304 |

SOURCE: Utah Ambulatory Surgery Database

Utah Health Data Committee/Office of Health Care Statistics

Reportable* excludes codes in the former "Other" category and CPT blood draw codes in previous reports.

AMB ST 1-5
UTAH HOSPITAL AND FREESTANDING AMBULATORY SURGERY CENTER (FASC) UTILIZATION AND CHARGE PROFILE OF OUTPATIENT SURGERY, 2005
PROCEDURE APG CATEGORY, PROCEDURE APG, SINGLE APG ONLY
BASED ON REPORTABLE* CPT-4 PROCEDURES

424 Mountain West Surgical Center

| Procedure APG category | Procedure APG | TOTAL # | AVE TOT CHR | AVE TOT CHR(ALL FASCs) |
|------------------------|---|---------|-------------|-------------------------|
| 01 | INTEGUMENTARY SYSTEM | 31 | \$2,811 | \$1,328 |
| | 003 COMPLEX INCISION AND DRAINAGE | 1 | \$649 | \$1,219 |
| | 007 COMPLEX EXCISION, BIOPSY AND DEBRIDEMENT | 6 | \$2,928 | \$1,419 |
| | 008 SIMPLE EXCISION AND BIOPSY | 13 | \$2,563 | \$1,377 |
| | 009 COMPLEX SKIN REPAIRS INCL INTEGUMENT GRAFTS, TRANSFER & REARRAN | 1 | \$0 | \$3,373 |
| | 011 SIMPLE INCISION AND EXCISION OF BREAST | 8 | \$3,297 | \$919 |
| | 012 BREAST RECONSTRUCTION AND MASTECTOMY | 2 | \$4,622 | \$1,472 |
| 02 | MUSCULOSKELETAL SYSTEM | 623 | \$4,205 | \$2,609 |
| | 021 COMPLEX MUSCULOSKELETAL PROCEDURES EXCLUDING HAND AND FOOT | 56 | \$5,116 | \$3,178 |
| | 022 SIMPLE MUSCULOSKELETAL PROCEDURES EXCLUDING HAND AND FOOT | 15 | \$4,527 | \$2,534 |
| | 023 COMPLEX HAND AND FOOT MUSCULOSKELETAL PROCEDURES | 23 | \$3,703 | \$2,512 |
| | 024 SIMPLE HAND AND FOOT MUSCULOSKELETAL PROCEDURES | 95 | \$3,122 | \$1,799 |
| | 025 ARTHROSCOPY | 303 | \$4,772 | \$3,279 |
| | 029 CLOSED TREATMENT FX & DISLOCATION EXC FINGER, TOE & TRUNK | 8 | \$1,325 | \$1,401 |
| | 030 OPEN OR PERCUTANEOUS TREATMENT OF FRACTURES | 75 | \$3,795 | \$2,467 |
| | 031 BONE OR JOINT MANIPULATION UNDER ANESTHESIA | 16 | \$2,674 | \$1,531 |
| | 032 BUNION PROCEDURES | 17 | \$3,359 | \$2,034 |
| | 033 ARTHROPLASTY | 7 | \$4,672 | \$2,604 |
| | 034 HAND AND FOOT TENOTOMY | 1 | \$2,803 | \$2,883 |
| | 035 ARTHROCENTESIS AND LIGAMENT OR TENDON INJECTION | 7 | \$1,046 | \$656 |
| 03 | RESPIRATORY SYSTEM | 3 | \$3,133 | \$1,524 |
| | 053 COMPLEX ENDOSCOPY OF THE UPPER AIRWAY | 3 | \$3,133 | \$1,558 |
| 05 | HEMATOLOGIC, LYMPHATIC, AND ENDOCRINE | 9 | \$3,363 | \$1,753 |
| | 095 DEEP LYMPH STRUCTURE AND THYROID PROCEDURES | 9 | \$3,363 | \$1,753 |
| 06 | DIGESTIVE SYSTEM | 41 | \$5,209 | \$1,225 |
| | 119 HERNIA AND HYDROCELE PROCEDURES | 27 | \$5,007 | \$2,089 |
| | 120 COMPLEX ANAL AND RECTAL PROCEDURES | 1 | \$3,423 | \$1,165 |
| | 121 SIMPLE ANAL AND RECTAL PROCEDURES | 2 | \$2,545 | \$1,487 |
| | 123 COMPLEX LAPAROSCOPIC PROCEDURES | 11 | \$6,350 | \$3,381 |
| 07 | URINARY SYSTEM | 7 | \$7,014 | \$3,486 |
| | 131 RENAL EXTRACORPOREAL SHOCK WAVE LITHOTRIPSY | 5 | \$6,733 | \$5,613 |
| | 134 COMPLEX CYSTOURETHROSCOPY AND LITHOLAPAXY | 2 | \$7,718 | \$1,917 |
| 08 | MALE GENITAL SYSTEM | 2 | \$3,615 | \$1,856 |
| | 151 TESTICULAR AND EPIDIDYMAL PROCEDURES | 2 | \$3,615 | \$2,108 |
| 10 | NERVOUS SYSTEM | 389 | \$1,251 | \$1,048 |
| | 195 NERVOUS SYSTEM INJECTIONS, STIMULATIONS OR CRANIAL TAP | 327 | \$912 | \$701 |
| | 198 NERVE REPAIR AND DESTRUCTION | 62 | \$3,037 | \$1,769 |
| 11 | EYE AND OCULAR ADNEXA | 493 | \$2,884 | \$2,379 |
| | 213 LASER EYE PROCEDURES | 112 | \$1,141 | \$776 |
| | 214 CATARACT PROCEDURES | 368 | \$3,397 | \$2,612 |
| | 216 MODERATE ANTERIOR SEGMENT EYE PROCEDURES | 5 | \$2,271 | \$2,214 |
| | 217 SIMPLE ANTERIOR SEGMENT EYE PROCEDURES | 3 | \$2,307 | \$2,178 |
| | 221 COMPLEX REPAIR AND PLASTIC PROCEDURES OF EYE | 4 | \$6,089 | \$2,050 |
| | 222 SIMPLE REPAIR AND PLASTIC PROCEDURES OF EYE | 1 | \$1,267 | \$1,353 |
| 12 | FACIAL, EAR, NOSE, MOUTH AND THROAT | 319 | \$2,371 | \$1,728 |
| | 233 NASAL CAUTERIZATION AND PACKING | 1 | \$391 | \$1,070 |

AMB ST 1-5
UTAH HOSPITAL AND FREESTANDING AMBULATORY SURGERY CENTER (FASC) UTILIZATION AND CHARGE PROFILE OF OUTPATIENT SURGERY, 2005
PROCEDURE APG CATEGORY, PROCEDURE APG, SINGLE APG ONLY
BASED ON REPORTABLE* CPT-4 PROCEDURES

424 Mountain West Surgical Center

| procedure APG category Procedure APG | TOTAL # | AVE TOT CHR | AVE TOT CHR(ALL FASCs) |
|---|---------|-------------|-------------------------|
| 234 COMPLEX FACIAL AND ENT PROCEDURES | 25 | \$3,819 | \$2,098 |
| 235 SIMPLE FACIAL AND ENT PROCEDURES | 128 | \$2,575 | \$1,886 |
| 236 TONSIL AND ADENOID PROCEDURES | 165 | \$2,006 | \$1,408 |

SOURCE: Utah Ambulatory Surgery Database
 Utah Health Data Committee/Office of Health Care Statistics
 Reportable* excludes codes in the former "Other" category and CPT blood draw codes in previous reports.

AMB ST 1-6
UTAH HOSPITAL AND FREESTANDING AMBULATORY SURGERY CENTER (FASC) UTILIZATION AND CHARGE PROFILE OF OUTPATIENT SURGERY, 2005
NUMBER OF SELECTED AMBULATORY SURGERY PATIENT VISITS BY PATIENT PROFILE

424 Mountain West Surgical Center

| Patient Profile | Patient Visits | | Patient Visits-All FASCs | |
|----------------------------|----------------|-------|--------------------------|------|
| | (#) | (%) | (#) | (%) |
| GENDER | | | | |
| Female | 1,603 | 52.1 | 46,953 | 55.1 |
| Male | 1,469 | 47.7 | 38,149 | 44.8 |
| Unknown | 0 | 0.0 | 39 | 0.0 |
| Not Reported | 5 | 0.2 | 44 | 0.1 |
| AGE | | | | |
| 1-28 days | 0 | 0.0 | 0 | 0.0 |
| 29-365 days | 13 | 0.4 | 594 | 0.7 |
| 1-4 years | 136 | 4.4 | 4,739 | 5.6 |
| 5-9 | 103 | 3.3 | 2,401 | 2.8 |
| 10-14 | 67 | 2.2 | 1,336 | 1.6 |
| 15-17 | 97 | 3.2 | 1,477 | 1.7 |
| 18-19 | 76 | 2.5 | 1,299 | 1.5 |
| 20-24 | 159 | 5.2 | 3,472 | 4.1 |
| 25-29 | 135 | 4.4 | 3,624 | 4.3 |
| 30-34 | 130 | 4.2 | 3,616 | 4.2 |
| 35-39 | 136 | 4.4 | 3,598 | 4.2 |
| 40-44 | 189 | 6.1 | 4,506 | 5.3 |
| 45-49 | 234 | 7.6 | 5,414 | 6.4 |
| 50-54 | 240 | 7.8 | 7,673 | 9.0 |
| 55-59 | 213 | 6.9 | 7,166 | 8.4 |
| 60-64 | 173 | 5.6 | 6,418 | 7.5 |
| 65-69 | 238 | 7.7 | 7,432 | 8.7 |
| 70-74 | 246 | 8.0 | 7,255 | 8.5 |
| 75-79 | 229 | 7.4 | 6,544 | 7.7 |
| 80-84 | 150 | 4.9 | 4,314 | 5.1 |
| 85-89 | 86 | 2.8 | 1,833 | 2.2 |
| 90 + | 26 | 0.8 | 467 | 0.5 |
| Not Reported | 1 | 0.0 | 7 | 0.0 |
| SOURCE OF ADMISSION | | | | |
| Physician Referral | 3,077 | 100.0 | 71,765 | 84.2 |
| Clinic Referral | 0 | 0.0 | 857 | 1.0 |
| HMO Referral | 0 | 0.0 | 3 | 0.0 |
| Other Hospital | 0 | 0.0 | 0 | 0.0 |
| Skilled Nursing Facility | 0 | 0.0 | 1 | 0.0 |
| Other Health Care Facility | 0 | 0.0 | 3 | 0.0 |
| Emergency Room | 0 | 0.0 | 0 | 0.0 |
| Court/Law Enforcement | 0 | 0.0 | 0 | 0.0 |
| Unknown | 0 | 0.0 | 1,361 | 1.6 |
| Not Reported | 0 | 0.0 | 11,195 | 13.1 |

(Continued)

AMB ST 1-6
UTAH HOSPITAL AND FREESTANDING AMBULATORY SURGERY CENTER (FASC) UTILIZATION AND CHARGE PROFILE OF OUTPATIENT SURGERY, 2005
NUMBER OF SELECTED AMBULATORY SURGERY PATIENT VISITS BY PATIENT PROFILE

424 Mountain West Surgical Center

| Patient Profile | Patient Visits | | Patient Visits-All FASCs | |
|---|----------------|------|--------------------------|------|
| | (#) | (%) | (#) | (%) |
| DISCHARGE STATUS | | | | |
| Home or Self Care | 3,075 | 99.9 | 74,273 | 87.2 |
| Another Hospital | 2 | 0.1 | 73 | 0.1 |
| Skilled Nursing Facility | 0 | 0.0 | 0 | 0.0 |
| Intermediate Care Facility | 0 | 0.0 | 0 | 0.0 |
| Another Type of Institution | 0 | 0.0 | 2 | 0.0 |
| Under Care of Home Service | 0 | 0.0 | 1 | 0.0 |
| Left Against Medical Advice | 0 | 0.0 | 0 | 0.0 |
| Under Care of Home IV Provider | 0 | 0.0 | 0 | 0.0 |
| Expired | 0 | 0.0 | 0 | 0.0 |
| Unknown | 0 | 0.0 | 10,836 | 12.7 |
| Not Reported | 0 | 0.0 | 0 | 0.0 |
| PRIMARY PAYER | | | | |
| Medicare | 925 | 30.1 | 26,849 | 31.5 |
| Medicaid | 92 | 3.0 | 5,633 | 6.6 |
| Other government | 125 | 4.1 | 2,207 | 2.6 |
| Blue Cross/Blue Shield | 732 | 23.8 | 16,389 | 19.2 |
| Other Commercial | 354 | 11.5 | 7,724 | 9.1 |
| Managed Care(HMO, PPO) | 587 | 19.1 | 21,754 | 25.5 |
| Self Pay | 3 | 0.1 | 1,039 | 1.2 |
| Industrial & Worker Comp | 183 | 5.9 | 2,186 | 2.6 |
| Charity and Unclassified | 1 | 0.0 | 150 | 0.2 |
| Childrens Health Insurance | 0 | 0.0 | 324 | 0.4 |
| Unknown | 0 | 0.0 | 91 | 0.1 |
| Not Reported | 75 | 2.4 | 839 | 1.0 |
| LOCAL HEALTH DISTRICT OF PATIENT RESIDENCE | | | | |
| Bear River | 45 | 1.5 | 3,935 | 4.6 |
| Central Utah | 2 | 0.1 | 1,393 | 1.6 |
| Davis County | 2,320 | 75.4 | 13,342 | 15.7 |
| Salt Lake County | 286 | 9.3 | 27,212 | 31.9 |
| Southeastern Utah | 3 | 0.1 | 782 | 0.9 |
| Southwest Utah | 5 | 0.2 | 5,072 | 6.0 |
| Summit County | 10 | 0.3 | 1,027 | 1.2 |
| Tooele County | 48 | 1.6 | 1,179 | 1.4 |
| Tri-County | 5 | 0.2 | 453 | 0.5 |
| Utah County | 14 | 0.5 | 10,349 | 12.1 |
| Wasatch County | 1 | 0.0 | 437 | 0.5 |
| Weber County | 261 | 8.5 | 15,834 | 18.6 |
| Unknown Utah | 0 | 0.0 | 36 | 0.0 |
| Outside Utah | 77 | 2.5 | 4,110 | 4.8 |
| Unknown, Not Reported | 0 | 0.0 | 24 | 0.0 |

SOURCE: Utah Ambulatory Surgery Database,
Utah Health Data Committee/Office of Health Care Statistics.

AMB ST 1-1
UTAH HOSPITAL AND FREESTANDING AMBULATORY SURGERY CENTER (FASC) UTILIZATION AND CHARGE PROFILE OF OUTPATIENT SURGERY, 2005
NUMBER OF CPT-4 AND ICD-9 REPORTABLE* PROCEDURES BY SELECTED AMBULATORY SURGERY REPORTING CATEGORY

419 Northern Utah Endoscopy Center

| Reporting Category(ICD-9-CM CODES) | Procedures Performed | | Procedures Performed-All FASCs | |
|--|----------------------|-------|--------------------------------|-------|
| | (#) | (%) | (#) | (%) |
| Reporting Category(ICD-9-CM CODES) | 3,675 | 100.0 | 66,156 | 100.0 |
| Mastectomy (85.0-85.99) | 0 | 0.0 | 1,584 | 2.4 |
| Musculoskeletal (76.0-84.99) | 0 | 0.0 | 11,899 | 18.0 |
| Respiratory (30.0-34.99) | 0 | 0.0 | 119 | 0.2 |
| Cardiovascular (35.0-39.99) | 0 | 0.0 | 362 | 0.5 |
| Lymphatic/Hemetic (40.0-41.99) | 0 | 0.0 | 141 | 0.2 |
| Digestive System (42.0-54.99) | 3,675 | 100.0 | 13,725 | 20.7 |
| Urinary (55.0-59.99) | 0 | 0.0 | 322 | 0.5 |
| Male Genital (60.0-64.99) | 0 | 0.0 | 262 | 0.4 |
| Female Genital (65.0-71.99) | 0 | 0.0 | 1,797 | 2.7 |
| Endocrine/Nervous (01.0-07.99) | 0 | 0.0 | 3,838 | 5.8 |
| Eye (08.0-16.99) | 0 | 0.0 | 18,120 | 27.4 |
| Ear (18.0-20.99) | 0 | 0.0 | 3,735 | 5.6 |
| Nose, Mouth, Pharynx (21.0-29.99) | 0 | 0.0 | 10,252 | 15.5 |
| Reporting Category(CPT-4 CODES) | 3,691 | 100.0 | 117,978 | 100.0 |
| Mastectomy (19120-19220) | 0 | 0.0 | 622 | 0.5 |
| Musculoskeletal (20000-29909) | 0 | 0.0 | 24,588 | 20.8 |
| Respiratory (30000-32999 & 39501-39599) | 0 | 0.0 | 9,814 | 8.3 |
| Cardiovascular (33010-37799 & 93501-93660) | 0 | 0.0 | 760 | 0.6 |
| Lymphatic/Hemetic (38100-38999) | 0 | 0.0 | 188 | 0.2 |
| Digestive (40490-49999) | 3,691 | 100.0 | 39,759 | 33.7 |
| Urinary (50010-53899) | 0 | 0.0 | 1,679 | 1.4 |
| Male Genital (54000-55899) | 0 | 0.0 | 657 | 0.6 |
| Female Genital (56405-58999) | 0 | 0.0 | 2,830 | 2.4 |
| Endocrine/Nervous (60000-64999) | 0 | 0.0 | 11,257 | 9.5 |
| Eye (65091-68899) | 0 | 0.0 | 20,646 | 17.5 |
| Ear (69000-69979) | 0 | 0.0 | 5,178 | 4.4 |

SOURCE: Utah Ambulatory Surgery Database

Utah Health Data Committee/Office of Health Care Statistics.

Reportable* excludes codes in the former "Other" category and CPT blood draw codes in previous reports.

AMB ST 1-2
UTAH HOSPITAL AND FREESTANDING AMBULATORY SURGERY CENTER (FASC) UTILIZATION AND CHARGE PROFILE OF OUTPATIENT SURGERY, 2005
MOST COMMONLY PERFORMED CPT-4 AND ICD-9 REPORTABLE* PROCEDURES

419 Northern Utah Endoscopy Center

| ICD-9 CODE | ICD-9 DESCRIPTION | # | % | % ALL FASCs |
|----------------------|-------------------------------------|-------|-------|-------------|
| All ICD-9 Procedures | | 3,675 | 100.0 | 100.0 |
| 4525 | CLOS [ENDO] BX LARGE INTESTINE | 895 | 24.4 | 5.31 |
| 4516 | EGD W/CLOS BX | 803 | 21.9 | 3.32 |
| 4523 | COLONOSCOPY | 720 | 19.6 | 5.04 |
| 4292 | DILATION OF ESOPHAGUS | 684 | 18.6 | 1.30 |
| 4542 | ENDO POLYPECTOMY LARGE INTESTINE | 232 | 6.3 | 1.38 |
| 4513 | OTHER ENDOSCOPY OF SMALL INTESTINE | 129 | 3.5 | 1.21 |
| 4341 | ENDO EXC/DESTRUC LES/TISSUE STOMACH | 80 | 2.2 | 0.16 |
| 4514 | CLOS [ENDO] BX SMALL INTESTINE | 60 | 1.6 | 0.10 |
| 4225 | OPEN BIOPSY OF ESOPHAGUS | 31 | 0.8 | 0.05 |
| 4422 | ENDOSCOPIC DILATION OF PYLORUS | 21 | 0.6 | 0.09 |
| 4696 | LOCAL PERFUSION OF LARGE INTESTINE | 6 | 0.2 | 0.01 |
| 4543 | ENDO DESTRUC OTH LES/TISS LG INTEST | 5 | 0.1 | 0.26 |
| 4685 | DILATION OF INTESTINE | 3 | 0.1 | 0.01 |
| 4224 | CLOSED BIOPSY OF ESOPHAGUS | 2 | 0.1 | 0.01 |
| 4530 | ENDO EXCISION/DESTRUC LESION DUODUM | 2 | 0.1 | 0.00 |
| 4943 | CAUTERIZATION OF HEMORRHOIDS | 2 | 0.1 | 0.00 |

| CPT-4 CODE | CPT-4 DESCRIPTION | # | % | % ALL FASCs |
|----------------------|-----------------------------------|-------|-------|-------------|
| All CPT-4 Procedures | | 3,691 | 100.0 | 100.0 |
| 45380 | COLONOSCOPY FLEX; W/BX 1/MX | 872 | 23.6 | 5.73 |
| 43239 | UGI ENDO; W/BX 1/MX | 803 | 21.8 | 5.27 |
| 45378 | COLONOSCOPY FLEX; DX-SEP PROC | 639 | 17.3 | 6.92 |
| 43450 | DILAT ESOPH-SOUND/BOUGIE-1/MX PA | 553 | 15.0 | 0.55 |
| 45385 | COLONOSCOPY FLEX; W/REMV LES-SNA | 133 | 3.6 | 1.73 |
| 43235 | UGI ENDO; DX W/VO CLCT SPECMN-SP | 129 | 3.5 | 1.33 |
| 43249 | UGI ENDO; W/BALLOON DILAT ESOPHA | 100 | 2.7 | 1.57 |
| 45384 | COLONOSCOPY FLEX; REMV LES-FORCE | 91 | 2.5 | 0.38 |
| 43251 | UGI ENDO; W/REMV TUMOR/LES-SNARE | 80 | 2.2 | 0.12 |
| 44361 | SM INTEST ENDO NOT ILEUM; W/BX 1 | 59 | 1.6 | 0.09 |
| G0121 | COLOREC CNCR SCR; COLNSCPY NO HI | 45 | 1.2 | 0.06 |
| G0105 | COLOREC CANCR SCR; COLNSCPY HI R | 33 | 0.9 | 0.04 |
| 45330 | SIGMOIDOSCOPY FLEX; DX-SEP PROC | 31 | 0.8 | 0.08 |
| 43248 | UGI ENDO; W/INSRT GUIDE WIRE | 26 | 0.7 | 0.11 |
| 43245 | UP GI ENDO; W/DILAT GASTR OUTLT O | 21 | 0.6 | 0.13 |
| 45331 | SIGMOIDOSCOPY FLXIBLE; W/BX 1/MX | 20 | 0.5 | 0.07 |
| 43247 | UGI ENDO; W/REMOVAL FB | 10 | 0.3 | 0.02 |
| 45338 | SIGMOIDOSCOPY FLEX; REMV LES-SNA | 6 | 0.2 | 0.01 |
| 45381 | COLNSCP PROX SPLENC FLXR; SUBMUC | 6 | 0.2 | 0.09 |
| 43226 | ESOPHAGOSCOPY; W/INSRT GUIDE WIR | 5 | 0.1 | 0.01 |

SOURCE: Utah Ambulatory Surgery Database

Utah Health Data Committee/Office of Health Care Statistics

Reportable* excludes codes in the former "Other" category and CPT4 blood draw codes in previous reports.

AMB ST 1-3

UTAH HOSPITAL AND FREESTANDING AMBULATORY SURGERY CENTER (FASC) UTILIZATION AND CHARGE PROFILE OF OUTPATIENT SURGERY, 2005
 AVERAGE TOTAL CHARGES FOR MOST COMMONLY PERFORMED CPT-4 AND ICD-9 REPORTABLE* PROCEDURES, SINGLE ICD-9 OR CPT-4 ONLY

419 Northern Utah Endoscopy Center

| ICD-9 CODE | ICD-9 DESCRIPTION | # | AVE TOT CHRGR | AVE TOT CHRGR(ALL FASCs) |
|------------------|-------------------------------------|-------|---------------|---------------------------|
| ICD-9 Procedures | | 2,146 | \$914 | \$1,608 |
| 4525 | CLOS [ENDO] BX LARGE INTESTINE | 803 | \$978 | \$719 |
| 4523 | COLONOSCOPY | 711 | \$831 | \$686 |
| 4516 | EGD W/CLOS BX | 280 | \$980 | \$710 |
| 4542 | ENDO POLYPECTOMY LARGE INTESTINE | 125 | \$968 | \$817 |
| 4292 | DILATION OF ESOPHAGUS | 87 | \$803 | \$717 |
| 4513 | OTHER ENDOSCOPY OF SMALL INTESTINE | 58 | \$801 | \$605 |
| 4514 | CLOS [ENDO] BX SMALL INTESTINE | 41 | \$1,046 | \$1,025 |
| 4225 | OPEN BIOPSY OF ESOPHAGUS | 27 | \$560 | \$560 |
| 4341 | ENDO EXC/DESTRUC LES/TISSUE STOMACH | 4 | \$1,259 | \$1,048 |
| 4422 | ENDOSCOPIC DILATION OF PYLORUS | 4 | \$974 | \$673 |
| 4543 | ENDO DESTRUC OTH LES/TISS LG INTEST | 3 | \$980 | \$566 |
| 4685 | DILATION OF INTESTINE | 1 | \$1,500 | \$696 |
| 4696 | LOCAL PERFUSION OF LARGE INTESTINE | 1 | \$980 | \$980 |
| 4943 | CAUTERIZATION OF HEMORRHOIDS | 1 | \$455 | \$455 |

| CPT-4 CODE | CPT-4 DESCRIPTION | # | AVE TOT CHRGR | AVE TOT CHRGR(ALL FASCs) |
|------------------|----------------------------------|-------|---------------|---------------------------|
| CPT-4 Procedures | | 2,147 | \$911 | \$1,829 |
| 45380 | COLONOSCOPY FLEX; W/BX 1/MX | 781 | \$988 | \$1,023 |
| 45378 | COLONOSCOPY FLEX; DX-SEP PROC | 634 | \$831 | \$978 |
| 43239 | UGI ENDO; W/BX 1/MX | 280 | \$980 | \$1,018 |
| 45385 | COLONOSCOPY FLEX; W/REMV LES-SNA | 63 | \$960 | \$1,086 |
| 43235 | UGI ENDO; DX W/NO CLCT SPECMN-SP | 58 | \$801 | \$718 |
| 45384 | COLONOSCOPY FLEX; REMV LES-FORCE | 55 | \$976 | \$1,392 |
| G0121 | COLOREC CNCR SCR;COLNSCPY NO HI | 45 | \$840 | \$840 |
| 44361 | SM INTEST ENDO NOT ILEUM; W/BX 1 | 40 | \$1,022 | \$1,070 |
| 43450 | DILAT ESOPH-SOUND/BOUGIE-1/MX PA | 37 | \$517 | \$556 |
| 43249 | UGI ENDO; W/BALLOON DILAT ESOPHA | 33 | \$977 | \$963 |
| G0105 | COLOREC CANCR SCR; COLNSCPY HI R | 32 | \$814 | \$777 |
| 45330 | SIGMOIDOSCOPY FLEX; DX-SEP PROC | 27 | \$560 | \$639 |
| 45331 | SIGMOIDOSCOPY FLXIBLE; W/BX 1/MX | 20 | \$571 | \$579 |
| 43248 | UGI ENDO; W/INSRT GUIDE WIRE | 11 | \$974 | \$742 |
| 45338 | SIGMOIDOSCOPY FLEX; REMV LES-SNA | 5 | \$750 | \$625 |
| 43245 | UP GI ENDO;W/DILAT GASTR OUTLT O | 4 | \$974 | \$973 |
| 43226 | ESOPHAGOSCOPY; W/INSRT GUIDE WIR | 3 | \$752 | \$588 |
| 43247 | UGI ENDO; W/REMOVAL FB | 3 | \$974 | \$967 |
| 43251 | UGI ENDO; W/REMV TUMOR/LES-SNARE | 3 | \$1,015 | \$914 |
| 45383 | COLONOSCOPY FLEX; W/ABLAT LES | 3 | \$980 | \$694 |

SOURCE: Utah Ambulatory Surgery Database
 Reportable* excludes codes in the former "Other" category and CPT4 blood draw codes in previous reports.

AMB ST 1-4
UTAH HOSPITAL AND FREESTANDING AMBULATORY SURGERY CENTER (FASC) UTILIZATION AND CHARGE PROFILE OF OUTPATIENT SURGERY, 2005
PROCEDURE APG CATEGORY, PROCEDURE APG, BASED ON REPORTABLE* CPT-4 PROCEDURES

419 Northern Utah Endoscopy Center

| Procedure APG category | | TOTAL # | TOTAL # (ALL FASCs) |
|---|--|---------|---------------------|
| Procedure APG | | | |
| 06 DIGESTIVE SYSTEM | | 3,691 | 33,057 |
| 112 ESOPHAGEAL DILATION WITHOUT ENDOSCOPY | | 553 | 646 |
| 113 ANOSCOPY WITH BIOPSY AND DIAGNOSTIC PROCTOSIGMOIDOSCOPY | | 31 | 106 |
| 114 PROCTOSIGMOIDOSCOPY WITH EXCISION OR BIOPSY | | 28 | 109 |
| 115 DIAGNOSTIC UPPER GI ENDOSCOPY OR INTUBATION | | 993 | 7,909 |
| 116 THERAPEUTIC UPPER GI ENDOSCOPY OR INTUBATION | | 247 | 2,398 |
| 117 LOWER GASTROINTESTINAL ENDOSCOPY | | 1,835 | 17,943 |
| 121 SIMPLE ANAL AND RECTAL PROCEDURES | | 2 | 38 |
| 122 MISCELLANEOUS ABDOMINAL PROCEDURES | | 2 | 29 |

SOURCE: Utah Ambulatory Surgery Database

Utah Health Data Committee/Office of Health Care Statistics

Reportable* excludes codes in the former "Other" category and CPT blood draw codes in previous reports.

AMB ST 1-5
UTAH HOSPITAL AND FREESTANDING AMBULATORY SURGERY CENTER (FASC) UTILIZATION AND CHARGE PROFILE OF OUTPATIENT SURGERY, 2005
PROCEDURE APG CATEGORY, PROCEDURE APG, SINGLE APG ONLY
BASED ON REPORTABLE* CPT-4 PROCEDURES

419 Northern Utah Endoscopy Center

| Procedure APG category | TOTAL # | AVE TOT CHRG | AVE TOT CHRG(ALL FASCs) |
|---|---------|--------------|--------------------------|
| Procedure APG | | | |
| 06 DIGESTIVE SYSTEM | 2,147 | \$911 | \$1,225 |
| 112 ESOPHAGEAL DILATION WITHOUT ENDOSCOPY | 37 | \$517 | \$556 |
| 113 ANOSCOPY WITH BIOPSY AND DIAGNOSTIC PROCTOSIGMOIDOSCOPY | 27 | \$560 | \$643 |
| 114 PROCTOSIGMOIDOSCOPY WITH EXCISION OR BIOPSY | 26 | \$624 | \$607 |
| 115 DIAGNOSTIC UPPER GI ENDOSCOPY OR INTUBATION | 378 | \$957 | \$948 |
| 116 THERAPEUTIC UPPER GI ENDOSCOPY OR INTUBATION | 59 | \$968 | \$954 |
| 117 LOWER GASTROINTESTINAL ENDOSCOPY | 1,619 | \$918 | \$1,007 |
| 121 SIMPLE ANAL AND RECTAL PROCEDURES | 1 | \$455 | \$1,487 |

SOURCE: Utah Ambulatory Surgery Database
Utah Health Data Committee/Office of Health Care Statistics
Reportable* excludes codes in the former "Other" category and CPT blood draw codes in previous reports.

AMB ST 1-6
UTAH HOSPITAL AND FREESTANDING AMBULATORY SURGERY CENTER (FASC) UTILIZATION AND CHARGE PROFILE OF OUTPATIENT SURGERY, 2005
NUMBER OF SELECTED AMBULATORY SURGERY PATIENT VISITS BY PATIENT PROFILE

419 Northern Utah Endoscopy Center

| Patient Profile | Patient Visits | | Patient Visits-All FASCs | |
|----------------------------|----------------|-------|--------------------------|------|
| | (#) | (%) | (#) | (%) |
| GENDER | | | | |
| Female | 1,570 | 54.4 | 46,953 | 55.1 |
| Male | 1,307 | 45.3 | 38,149 | 44.8 |
| Unknown | 0 | 0.0 | 39 | 0.0 |
| Not Reported | 8 | 0.3 | 44 | 0.1 |
| AGE | | | | |
| 1-28 days | 0 | 0.0 | 0 | 0.0 |
| 29-365 days | 0 | 0.0 | 594 | 0.7 |
| 1-4 years | 0 | 0.0 | 4,739 | 5.6 |
| 5-9 | 0 | 0.0 | 2,401 | 2.8 |
| 10-14 | 1 | 0.0 | 1,336 | 1.6 |
| 15-17 | 18 | 0.6 | 1,477 | 1.7 |
| 18-19 | 15 | 0.5 | 1,299 | 1.5 |
| 20-24 | 87 | 3.0 | 3,472 | 4.1 |
| 25-29 | 79 | 2.7 | 3,624 | 4.3 |
| 30-34 | 72 | 2.5 | 3,616 | 4.2 |
| 35-39 | 94 | 3.3 | 3,598 | 4.2 |
| 40-44 | 141 | 4.9 | 4,506 | 5.3 |
| 45-49 | 196 | 6.8 | 5,414 | 6.4 |
| 50-54 | 400 | 13.9 | 7,673 | 9.0 |
| 55-59 | 335 | 11.6 | 7,166 | 8.4 |
| 60-64 | 310 | 10.7 | 6,418 | 7.5 |
| 65-69 | 372 | 12.9 | 7,432 | 8.7 |
| 70-74 | 291 | 10.1 | 7,255 | 8.5 |
| 75-79 | 245 | 8.5 | 6,544 | 7.7 |
| 80-84 | 138 | 4.8 | 4,314 | 5.1 |
| 85-89 | 70 | 2.4 | 1,833 | 2.2 |
| 90 + | 21 | 0.7 | 467 | 0.5 |
| Not Reported | 0 | 0.0 | 7 | 0.0 |
| SOURCE OF ADMISSION | | | | |
| Physician Referral | 2,885 | 100.0 | 71,765 | 84.2 |
| Clinic Referral | 0 | 0.0 | 857 | 1.0 |
| HMO Referral | 0 | 0.0 | 3 | 0.0 |
| Other Hospital | 0 | 0.0 | 0 | 0.0 |
| Skilled Nursing Facility | 0 | 0.0 | 1 | 0.0 |
| Other Health Care Facility | 0 | 0.0 | 3 | 0.0 |
| Emergency Room | 0 | 0.0 | 0 | 0.0 |
| Court/Law Enforcement | 0 | 0.0 | 0 | 0.0 |
| Unknown | 0 | 0.0 | 1,361 | 1.6 |
| Not Reported | 0 | 0.0 | 11,195 | 13.1 |

(Continued)

AMB ST 1-6
UTAH HOSPITAL AND FREESTANDING AMBULATORY SURGERY CENTER (FASC) UTILIZATION AND CHARGE PROFILE OF OUTPATIENT SURGERY, 2005
NUMBER OF SELECTED AMBULATORY SURGERY PATIENT VISITS BY PATIENT PROFILE

419 Northern Utah Endoscopy Center

| Patient Profile | Patient Visits | | Patient Visits-All FASCs | |
|---|----------------|------|--------------------------|------|
| | (#) | (%) | (#) | (%) |
| DISCHARGE STATUS | | | | |
| Home or Self Care | 2,883 | 99.9 | 74,273 | 87.2 |
| Another Hospital | 2 | 0.1 | 73 | 0.1 |
| Skilled Nursing Facility | 0 | 0.0 | 0 | 0.0 |
| Intermediate Care Facility | 0 | 0.0 | 0 | 0.0 |
| Another Type of Institution | 0 | 0.0 | 2 | 0.0 |
| Under Care of Home Service | 0 | 0.0 | 1 | 0.0 |
| Left Against Medical Advice | 0 | 0.0 | 0 | 0.0 |
| Under Care of Home IV Provider | 0 | 0.0 | 0 | 0.0 |
| Expired | 0 | 0.0 | 0 | 0.0 |
| Unknown | 0 | 0.0 | 10,836 | 12.7 |
| Not Reported | 0 | 0.0 | 0 | 0.0 |
| PRIMARY PAYER | | | | |
| Medicare | 1,108 | 38.4 | 26,849 | 31.5 |
| Medicaid | 95 | 3.3 | 5,633 | 6.6 |
| Other government | 40 | 1.4 | 2,207 | 2.6 |
| Blue Cross/Blue Shield | 764 | 26.5 | 16,389 | 19.2 |
| Other Commercial | 229 | 7.9 | 7,724 | 9.1 |
| Managed Care(HMO, PPO) | 590 | 20.5 | 21,754 | 25.5 |
| Self Pay | 9 | 0.3 | 1,039 | 1.2 |
| Industrial & Worker Comp | 0 | 0.0 | 2,186 | 2.6 |
| Charity and Unclassified | 0 | 0.0 | 150 | 0.2 |
| Childrens Health Insurance | 0 | 0.0 | 324 | 0.4 |
| Unknown | 0 | 0.0 | 91 | 0.1 |
| Not Reported | 50 | 1.7 | 839 | 1.0 |
| LOCAL HEALTH DISTRICT OF PATIENT RESIDENCE | | | | |
| Bear River | 2,370 | 82.1 | 3,935 | 4.6 |
| Central Utah | 1 | 0.0 | 1,393 | 1.6 |
| Davis County | 5 | 0.2 | 13,342 | 15.7 |
| Salt Lake County | 11 | 0.4 | 27,212 | 31.9 |
| Southeastern Utah | 1 | 0.0 | 782 | 0.9 |
| Southwest Utah | 1 | 0.0 | 5,072 | 6.0 |
| Summit County | 1 | 0.0 | 1,027 | 1.2 |
| Tooele County | 0 | 0.0 | 1,179 | 1.4 |
| Tri-County | 1 | 0.0 | 453 | 0.5 |
| Utah County | 3 | 0.1 | 10,349 | 12.1 |
| Wasatch County | 1 | 0.0 | 437 | 0.5 |
| Weber County | 11 | 0.4 | 15,834 | 18.6 |
| Unknown Utah | 1 | 0.0 | 36 | 0.0 |
| Outside Utah | 477 | 16.5 | 4,110 | 4.8 |
| Unknown, Not Reported | 1 | 0.0 | 24 | 0.0 |

SOURCE: Utah Ambulatory Surgery Database,
Utah Health Data Committee/Office of Health Care Statistics.

AMB ST 1-1
UTAH HOSPITAL AND FREESTANDING AMBULATORY SURGERY CENTER (FASC) UTILIZATION AND CHARGE PROFILE OF OUTPATIENT SURGERY, 2005
NUMBER OF CPT-4 AND ICD-9 REPORTABLE* PROCEDURES BY SELECTED AMBULATORY SURGERY REPORTING CATEGORY

420 Ridgeline Endoscopy Center

| | Procedures Performed | | Procedures Performed-All FASCs | |
|--|----------------------|-------|--------------------------------|-------|
| | (#) | (%) | (#) | (%) |
| Reporting Category(ICD-9-CM CODES) | . | . | 66,156 | 100.0 |
| Mastectomy (85.0-85.99) | . | . | 1,584 | 2.4 |
| Musculoskeletal (76.0-84.99) | . | . | 11,899 | 18.0 |
| Respiratory (30.0-34.99) | . | . | 119 | 0.2 |
| Cardiovascular (35.0-39.99) | . | . | 362 | 0.5 |
| Lymphatic/Hemetic (40.0-41.99) | . | . | 141 | 0.2 |
| Digestive System (42.0-54.99) | . | . | 13,725 | 20.7 |
| Urinary (55.0-59.99) | . | . | 322 | 0.5 |
| Male Genital (60.0-64.99) | . | . | 262 | 0.4 |
| Female Genital (65.0-71.99) | . | . | 1,797 | 2.7 |
| Endocrine/Nervous (01.0-07.99) | . | . | 3,838 | 5.8 |
| Eye (08.0-16.99) | . | . | 18,120 | 27.4 |
| Ear (18.0-20.99) | . | . | 3,735 | 5.6 |
| Nose, Mouth, Pharynx (21.0-29.99) | . | . | 10,252 | 15.5 |
| Reporting Category(CPT-4 CODES) | 9,700 | 100.0 | 117,978 | 100.0 |
| Mastectomy (19120-19220) | 0 | 0.0 | 622 | 0.5 |
| Musculoskeletal (20000-29909) | 0 | 0.0 | 24,588 | 20.8 |
| Respiratory (30000-32999 & 39501-39599) | 0 | 0.0 | 9,814 | 8.3 |
| Cardiovascular (33010-37799 & 93501-93660) | 0 | 0.0 | 760 | 0.6 |
| Lymphatic/Hemetic (38100-38999) | 0 | 0.0 | 188 | 0.2 |
| Digestive (40490-49999) | 9,700 | 100.0 | 39,759 | 33.7 |
| Urinary (50010-53899) | 0 | 0.0 | 1,679 | 1.4 |
| Male Genital (54000-55899) | 0 | 0.0 | 657 | 0.6 |
| Female Genital (56405-58999) | 0 | 0.0 | 2,830 | 2.4 |
| Endocrine/Nervous (60000-64999) | 0 | 0.0 | 11,257 | 9.5 |
| Eye (65091-68899) | 0 | 0.0 | 20,646 | 17.5 |
| Ear (69000-69979) | 0 | 0.0 | 5,178 | 4.4 |

SOURCE: Utah Ambulatory Surgery Database

Utah Health Data Committee/Office of Health Care Statistics.

Reportable* excludes codes in the former "Other" category and CPT blood draw codes in previous reports.

AMB ST 1-2
UTAH HOSPITAL AND FREESTANDING AMBULATORY SURGERY CENTER (FASC) UTILIZATION AND CHARGE PROFILE OF OUTPATIENT SURGERY, 2005
MOST COMMONLY PERFORMED CPT-4 AND ICD-9 REPORTABLE* PROCEDURES

420 Ridgeline Endoscopy Center

| ICD-9 CODE | ICD-9 DESCRIPTION | # | % | % ALL FASCs |
|------------|-------------------|---|---|-------------|
|------------|-------------------|---|---|-------------|

All ICD-9 Procedures

Does not report ICDs

| CPT-4 CODE | CPT-4 DESCRIPTION | # | % | % ALL FASCs |
|------------|-------------------|---|---|-------------|
|------------|-------------------|---|---|-------------|

| | | | | |
|----------------------|----------------------------------|-------|-------|-------|
| All CPT-4 Procedures | | 9,700 | 100.0 | 100.0 |
| 43239 | UGI ENDO; W/BX 1/MX | 2,758 | 28.4 | 5.27 |
| 45378 | COLONOSCOPY FLEX; DX-SEP PROC | 2,707 | 27.9 | 6.92 |
| 45380 | COLONOSCOPY FLEX; W/BX 1/MX | 1,997 | 20.6 | 5.73 |
| 43249 | UGI ENDO; W/BALLOON DILAT ESOPHA | 1,076 | 11.1 | 1.57 |
| 45385 | COLONOSCOPY FLEX; W/REMV LES-SNA | 551 | 5.7 | 1.73 |
| 45384 | COLONOSCOPY FLEX; REMV LES-FORCE | 261 | 2.7 | 0.38 |
| 43245 | UP GI ENDO;W/DILAT GASTR OUTLT O | 64 | 0.7 | 0.13 |
| 43450 | DILAT ESOPH-SOUND/BOUGIE-1/MX PA | 57 | 0.6 | 0.55 |
| 43235 | UGI ENDO; DX W/VO CLCT SPECMN-SP | 56 | 0.6 | 1.33 |
| 45381 | COLNSCP PROX SPLENC FLXR;SUBMUC | 38 | 0.4 | 0.09 |
| 47000 | BIOPSY LIVER NEEDLE; PERCUTANEOU | 21 | 0.2 | 0.02 |
| 45382 | COLNSCPY FLEX SPLENIC; CNTRL BLE | 17 | 0.2 | 0.02 |
| 43244 | UGI ENDO; W/BAND LIG VARICES | 16 | 0.2 | 0.02 |
| 43251 | UGI ENDO; W/REMV TUMOR/LES-SNARE | 14 | 0.1 | 0.12 |
| 43255 | UGI ENDO; W/CONTRL BLEED ANY MET | 14 | 0.1 | 0.02 |
| 45330 | SIGMOIDOSCOPY FLEX; DX-SEP PROC | 8 | 0.1 | 0.08 |
| 43247 | UGI ENDO; W/REMOVAL FB | 7 | 0.1 | 0.02 |
| 45331 | SIGMOIDOSCOPY FLXIBLE; W/BX 1/MX | 7 | 0.1 | 0.07 |
| 45386 | COLNSCP PROX SPLENC FLXR; DILAT | 6 | 0.1 | 0.01 |
| 45383 | COLONOSCOPY FLEX; W/ABLAT LES | 4 | 0.0 | 0.19 |

SOURCE: Utah Ambulatory Surgery Database

Utah Health Data Committee/Office of Health Care Statistics

Reportable* excludes codes in the former "Other" category and CPT4 blood draw codes in previous reports.

AMB ST 1-3

UTAH HOSPITAL AND FREESTANDING AMBULATORY SURGERY CENTER (FASC) UTILIZATION AND CHARGE PROFILE OF OUTPATIENT SURGERY, 2005
 AVERAGE TOTAL CHARGES FOR MOST COMMONLY PERFORMED CPT-4 AND ICD-9 REPORTABLE* PROCEDURES, SINGLE ICD-9 OR CPT-4 ONLY

420 Ridgeline Endoscopy Center

| ICD-9 CODE | ICD-9 DESCRIPTION | # | AVE TOT CHRG | AVE TOT CHRG(ALL FASCs) |
|------------|-------------------|---|--------------|--------------------------|
|------------|-------------------|---|--------------|--------------------------|

ICD-9 Procedures

Does not report ICDS

| CPT-4 CODE | CPT-4 DESCRIPTION | # | AVE TOT CHRG | AVE TOT CHRG(ALL FASCs) |
|------------|-------------------|---|--------------|--------------------------|
|------------|-------------------|---|--------------|--------------------------|

| | | | | |
|------------------|----------------------------------|-------|---------|---------|
| CPT-4 Procedures | | 6,639 | \$1,399 | \$1,829 |
| 45378 | COLONOSCOPY FLEX; DX-SEP PROC | 2,671 | \$1,334 | \$978 |
| 45380 | COLONOSCOPY FLEX; W/BX 1/MX | 1,654 | \$1,549 | \$1,023 |
| 43239 | UGI ENDO; W/BX 1/MX | 1,597 | \$1,283 | \$1,018 |
| 45385 | COLONOSCOPY FLEX; W/REMV LES-SNA | 250 | \$1,524 | \$1,086 |
| 45384 | COLONOSCOPY FLEX; REMV LES-FORCE | 208 | \$1,554 | \$1,392 |
| 43249 | UGI ENDO; W/BALLOON DILAT ESOPHA | 90 | \$1,388 | \$963 |
| 43235 | UGI ENDO; DX W/WO CLCT SPECMN-SP | 49 | \$1,268 | \$718 |
| 43245 | UP GI ENDO;W/DILAT GASTR OUTLT O | 38 | \$1,311 | \$973 |
| 47000 | BIOPSY LIVER NEEDLE; PERCUTANEOU | 21 | \$4,492 | \$4,492 |
| 45382 | COLNSCPY FLEX SPLENIC; CNTRL BLE | 8 | \$1,272 | \$1,114 |
| 43255 | UGI ENDO; W/CONTRL BLEED ANY MET | 7 | \$1,806 | \$1,565 |
| 45330 | SIGMOIDOSCOPY FLEX; DX-SEP PROC | 7 | \$1,057 | \$639 |
| 45331 | SIGMOIDOSCOPY FLXIBLE; W/BX 1/MX | 7 | \$1,271 | \$579 |
| 43244 | UGI ENDO; W/BAND LIG VARICES | 5 | \$1,200 | \$956 |
| 45383 | COLONOSCOPY FLEX; W/ABLAT LES | 4 | \$1,400 | \$694 |
| 44388 | COLONOSCOPY-STOMA; DX-SEP PROC | 3 | \$1,000 | \$782 |
| 45386 | COLNSCP PROX SPLENC FLXR; DILAT | 3 | \$1,300 | \$1,240 |
| 49081 | PERITONEOCENTESIS; SUBSQT | 3 | \$1,200 | \$1,200 |
| 43246 | UGI ENDO; W/PLCMT GASTROSTOMY TU | 2 | \$1,300 | \$1,300 |
| 43247 | UGI ENDO; W/REMOVAL FB | 2 | \$1,300 | \$967 |

SOURCE: Utah Ambulatory Surgery Database

Reportable* excludes codes in the former "Other" category and CPT4 blood draw codes in previous reports.

AMB ST 1-4
UTAH HOSPITAL AND FREESTANDING AMBULATORY SURGERY CENTER (FASC) UTILIZATION AND CHARGE PROFILE OF OUTPATIENT SURGERY, 2005
PROCEDURE APG CATEGORY, PROCEDURE APG, BASED ON REPORTABLE* CPT-4 PROCEDURES

420 Ridgeline Endoscopy Center

| Procedure APG category | | TOTAL # | TOTAL # (ALL FASCs) |
|------------------------|---|---------|---------------------|
| Procedure APG | | | |
| 01 | INTEGUMENTARY SYSTEM | 21 | 1,743 |
| | 002 SUPERFICIAL NEEDLE BIOPSY AND ASPIRATION | 21 | 29 |
| 03 | RESPIRATORY SYSTEM | 4 | 4,466 |
| | 052 NEEDLE AND CATHETER BIOPSY, ASPIRATION, LAVAGE AND INTUBATION | 4 | 5 |
| 06 | DIGESTIVE SYSTEM | 9,675 | 33,057 |
| | 112 ESOPHAGEAL DILATION WITHOUT ENDOSCOPY | 57 | 646 |
| | 113 ANOSCOPY WITH BIOPSY AND DIAGNOSTIC PROCTOSIGMOIDOSCOPY | 8 | 106 |
| | 114 PROCTOSIGMOIDOSCOPY WITH EXCISION OR BIOPSY | 10 | 109 |
| | 115 DIAGNOSTIC UPPER GI ENDOSCOPY OR INTUBATION | 2,814 | 7,909 |
| | 116 THERAPEUTIC UPPER GI ENDOSCOPY OR INTUBATION | 1,196 | 2,398 |
| | 117 LOWER GASTROINTESTINAL ENDOSCOPY | 5,587 | 17,943 |
| | 118 ERCP AND MISCELLANEOUS GI ENDOSCOPY PROCEDURES | 3 | 4 |

SOURCE: Utah Ambulatory Surgery Database

Utah Health Data Committee/Office of Health Care Statistics

Reportable* excludes codes in the former "Other" category and CPT blood draw codes in previous reports.

AMB ST 1-5
UTAH HOSPITAL AND FREESTANDING AMBULATORY SURGERY CENTER (FASC) UTILIZATION AND CHARGE PROFILE OF OUTPATIENT SURGERY, 2005
PROCEDURE APG CATEGORY, PROCEDURE APG, SINGLE APG ONLY
BASED ON REPORTABLE* CPT-4 PROCEDURES

420 Ridgeline Endoscopy Center

| Procedure APG category | Procedure APG | TOTAL # | AVE TOT CHRG | AVE TOT CHRG(ALL FASCs) |
|------------------------|---|---------|--------------|--------------------------|
| 01 | INTEGUMENTARY SYSTEM | 21 | \$4,492 | \$1,328 |
| | 002 SUPERFICIAL NEEDLE BIOPSY AND ASPIRATION | 21 | \$4,492 | \$4,492 |
| 03 | RESPIRATORY SYSTEM | 4 | \$1,200 | \$1,524 |
| | 052 NEEDLE AND CATHETER BIOPSY, ASPIRATION, LAVAGE AND INTUBATION | 4 | \$1,200 | \$1,267 |
| 06 | DIGESTIVE SYSTEM | 6,614 | \$1,390 | \$1,225 |
| | 112 ESOPHAGEAL DILATION WITHOUT ENDOSCOPY | 1 | \$1,300 | \$556 |
| | 113 ANOSCOPY WITH BIOPSY AND DIAGNOSTIC PROCTOSIGMOIDOSCOPY | 7 | \$1,057 | \$643 |
| | 114 PROCTOSIGMOIDOSCOPY WITH EXCISION OR BIOPSY | 10 | \$1,240 | \$607 |
| | 115 DIAGNOSTIC UPPER GI ENDOSCOPY OR INTUBATION | 1,646 | \$1,282 | \$948 |
| | 116 THERAPEUTIC UPPER GI ENDOSCOPY OR INTUBATION | 146 | \$1,382 | \$954 |
| | 117 LOWER GASTROINTESTINAL ENDOSCOPY | 4,803 | \$1,427 | \$1,007 |
| | 118 ERCP AND MISCELLANEOUS GI ENDOSCOPY PROCEDURES | 1 | \$2,000 | \$2,000 |

SOURCE: Utah Ambulatory Surgery Database

Utah Health Data Committee/Office of Health Care Statistics

Reportable* excludes codes in the former "Other" category and CPT blood draw codes in previous reports.

AMB ST 1-6
UTAH HOSPITAL AND FREESTANDING AMBULATORY SURGERY CENTER (FASC) UTILIZATION AND CHARGE PROFILE OF OUTPATIENT SURGERY, 2005
NUMBER OF SELECTED AMBULATORY SURGERY PATIENT VISITS BY PATIENT PROFILE

420 Ridgeline Endoscopy Center

| Patient Profile | Patient Visits | | Patient Visits-All FASCs | |
|----------------------------|----------------|-------|--------------------------|------|
| | (#) | (%) | (#) | (%) |
| GENDER | | | | |
| Female | 4,414 | 54.3 | 46,953 | 55.1 |
| Male | 3,720 | 45.7 | 38,149 | 44.8 |
| Unknown | 0 | 0.0 | 39 | 0.0 |
| Not Reported | 0 | 0.0 | 44 | 0.1 |
| AGE | | | | |
| 1-28 days | 0 | 0.0 | 0 | 0.0 |
| 29-365 days | 0 | 0.0 | 594 | 0.7 |
| 1-4 years | 0 | 0.0 | 4,739 | 5.6 |
| 5-9 | 0 | 0.0 | 2,401 | 2.8 |
| 10-14 | 18 | 0.2 | 1,336 | 1.6 |
| 15-17 | 44 | 0.5 | 1,477 | 1.7 |
| 18-19 | 42 | 0.5 | 1,299 | 1.5 |
| 20-24 | 148 | 1.8 | 3,472 | 4.1 |
| 25-29 | 190 | 2.3 | 3,624 | 4.3 |
| 30-34 | 158 | 1.9 | 3,616 | 4.2 |
| 35-39 | 183 | 2.2 | 3,598 | 4.2 |
| 40-44 | 285 | 3.5 | 4,506 | 5.3 |
| 45-49 | 515 | 6.3 | 5,414 | 6.4 |
| 50-54 | 950 | 11.7 | 7,673 | 9.0 |
| 55-59 | 1,018 | 12.5 | 7,166 | 8.4 |
| 60-64 | 847 | 10.4 | 6,418 | 7.5 |
| 65-69 | 1,073 | 13.2 | 7,432 | 8.7 |
| 70-74 | 1,030 | 12.7 | 7,255 | 8.5 |
| 75-79 | 817 | 10.0 | 6,544 | 7.7 |
| 80-84 | 542 | 6.7 | 4,314 | 5.1 |
| 85-89 | 226 | 2.8 | 1,833 | 2.2 |
| 90 + | 48 | 0.6 | 467 | 0.5 |
| Not Reported | 0 | 0.0 | 7 | 0.0 |
| SOURCE OF ADMISSION | | | | |
| Physician Referral | 8,134 | 100.0 | 71,765 | 84.2 |
| Clinic Referral | 0 | 0.0 | 857 | 1.0 |
| HMO Referral | 0 | 0.0 | 3 | 0.0 |
| Other Hospital | 0 | 0.0 | 0 | 0.0 |
| Skilled Nursing Facility | 0 | 0.0 | 1 | 0.0 |
| Other Health Care Facility | 0 | 0.0 | 3 | 0.0 |
| Emergency Room | 0 | 0.0 | 0 | 0.0 |
| Court/Law Enforcement | 0 | 0.0 | 0 | 0.0 |
| Unknown | 0 | 0.0 | 1,361 | 1.6 |
| Not Reported | 0 | 0.0 | 11,195 | 13.1 |

(Continued)

AMB ST 1-6
UTAH HOSPITAL AND FREESTANDING AMBULATORY SURGERY CENTER (FASC) UTILIZATION AND CHARGE PROFILE OF OUTPATIENT SURGERY, 2005
NUMBER OF SELECTED AMBULATORY SURGERY PATIENT VISITS BY PATIENT PROFILE

420 Ridgeline Endoscopy Center

| Patient Profile | Patient Visits | | Patient Visits-All FASCs | |
|---|----------------|-------|--------------------------|------|
| | (#) | (%) | (#) | (%) |
| DISCHARGE STATUS | | | | |
| Home or Self Care | 8,134 | 100.0 | 74,273 | 87.2 |
| Another Hospital | 0 | 0.0 | 73 | 0.1 |
| Skilled Nursing Facility | 0 | 0.0 | 0 | 0.0 |
| Intermediate Care Facility | 0 | 0.0 | 0 | 0.0 |
| Another Type of Institution | 0 | 0.0 | 2 | 0.0 |
| Under Care of Home Service | 0 | 0.0 | 1 | 0.0 |
| Left Against Medical Advice | 0 | 0.0 | 0 | 0.0 |
| Under Care of Home IV Provider | 0 | 0.0 | 0 | 0.0 |
| Expired | 0 | 0.0 | 0 | 0.0 |
| Unknown | 0 | 0.0 | 10,836 | 12.7 |
| Not Reported | 0 | 0.0 | 0 | 0.0 |
| PRIMARY PAYER | | | | |
| Medicare | 3,743 | 46.0 | 26,849 | 31.5 |
| Medicaid | 128 | 1.6 | 5,633 | 6.6 |
| Other government | 735 | 9.0 | 2,207 | 2.6 |
| Blue Cross/Blue Shield | 1,718 | 21.1 | 16,389 | 19.2 |
| Other Commercial | 938 | 11.5 | 7,724 | 9.1 |
| Managed Care(HMO, PPO) | 844 | 10.4 | 21,754 | 25.5 |
| Self Pay | 24 | 0.3 | 1,039 | 1.2 |
| Industrial & Worker Comp | 3 | 0.0 | 2,186 | 2.6 |
| Charity and Unclassified | 0 | 0.0 | 150 | 0.2 |
| Childrens Health Insurance | 0 | 0.0 | 324 | 0.4 |
| Unknown | 1 | 0.0 | 91 | 0.1 |
| Not Reported | 0 | 0.0 | 839 | 1.0 |
| LOCAL HEALTH DISTRICT OF PATIENT RESIDENCE | | | | |
| Bear River | 352 | 4.3 | 3,935 | 4.6 |
| Central Utah | 5 | 0.1 | 1,393 | 1.6 |
| Davis County | 2,077 | 25.5 | 13,342 | 15.7 |
| Salt Lake County | 29 | 0.4 | 27,212 | 31.9 |
| Southeastern Utah | 3 | 0.0 | 782 | 0.9 |
| Southwest Utah | 15 | 0.2 | 5,072 | 6.0 |
| Summit County | 32 | 0.4 | 1,027 | 1.2 |
| Tooele County | 4 | 0.0 | 1,179 | 1.4 |
| Tri-County | 3 | 0.0 | 453 | 0.5 |
| Utah County | 2 | 0.0 | 10,349 | 12.1 |
| Wasatch County | 0 | 0.0 | 437 | 0.5 |
| Weber County | 5,420 | 66.6 | 15,834 | 18.6 |
| Unknown Utah | 3 | 0.0 | 36 | 0.0 |
| Outside Utah | 188 | 2.3 | 4,110 | 4.8 |
| Unknown, Not Reported | 1 | 0.0 | 24 | 0.0 |

SOURCE: Utah Ambulatory Surgery Database,
Utah Health Data Committee/Office of Health Care Statistics.

AMB ST 1-1
UTAH HOSPITAL AND FREESTANDING AMBULATORY SURGERY CENTER (FASC) UTILIZATION AND CHARGE PROFILE OF OUTPATIENT SURGERY, 2005
NUMBER OF CPT-4 AND ICD-9 REPORTABLE* PROCEDURES BY SELECTED AMBULATORY SURGERY REPORTING CATEGORY

417 South Towne Surgical Center

| | Procedures Performed | | Procedures Performed-All FASCs | |
|--|----------------------|-------|--------------------------------|-------|
| | (#) | (%) | (#) | (%) |
| Reporting Category(ICD-9-CM CODES) | . | . | 66,156 | 100.0 |
| Mastectomy (85.0-85.99) | . | . | 1,584 | 2.4 |
| Musculoskeletal (76.0-84.99) | . | . | 11,899 | 18.0 |
| Respiratory (30.0-34.99) | . | . | 119 | 0.2 |
| Cardiovascular (35.0-39.99) | . | . | 362 | 0.5 |
| Lymphatic/Hemetic (40.0-41.99) | . | . | 141 | 0.2 |
| Digestive System (42.0-54.99) | . | . | 13,725 | 20.7 |
| Urinary (55.0-59.99) | . | . | 322 | 0.5 |
| Male Genital (60.0-64.99) | . | . | 262 | 0.4 |
| Female Genital (65.0-71.99) | . | . | 1,797 | 2.7 |
| Endocrine/Nervous (01.0-07.99) | . | . | 3,838 | 5.8 |
| Eye (08.0-16.99) | . | . | 18,120 | 27.4 |
| Ear (18.0-20.99) | . | . | 3,735 | 5.6 |
| Nose, Mouth, Pharynx (21.0-29.99) | . | . | 10,252 | 15.5 |
| Reporting Category(CPT-4 CODES) | 5,941 | 100.0 | 117,978 | 100.0 |
| Mastectomy (19120-19220) | 0 | 0.0 | 622 | 0.5 |
| Musculoskeletal (20000-29909) | 1,668 | 28.1 | 24,588 | 20.8 |
| Respiratory (30000-32999 & 39501-39599) | 57 | 1.0 | 9,814 | 8.3 |
| Cardiovascular (33010-37799 & 93501-93660) | 307 | 5.2 | 760 | 0.6 |
| Lymphatic/Hemetic (38100-38999) | 0 | 0.0 | 188 | 0.2 |
| Digestive (40490-49999) | 2,535 | 42.7 | 39,759 | 33.7 |
| Urinary (50010-53899) | 105 | 1.8 | 1,679 | 1.4 |
| Male Genital (54000-55899) | 63 | 1.1 | 657 | 0.6 |
| Female Genital (56405-58999) | 137 | 2.3 | 2,830 | 2.4 |
| Endocrine/Nervous (60000-64999) | 817 | 13.8 | 11,257 | 9.5 |
| Eye (65091-68899) | 1 | 0.0 | 20,646 | 17.5 |
| Ear (69000-69979) | 251 | 4.2 | 5,178 | 4.4 |

SOURCE: Utah Ambulatory Surgery Database

Utah Health Data Committee/Office of Health Care Statistics.

Reportable* excludes codes in the former "Other" category and CPT blood draw codes in previous reports.

AMB ST 1-2
UTAH HOSPITAL AND FREESTANDING AMBULATORY SURGERY CENTER (FASC) UTILIZATION AND CHARGE PROFILE OF OUTPATIENT SURGERY, 2005
MOST COMMONLY PERFORMED CPT-4 AND ICD-9 REPORTABLE* PROCEDURES

417 South Towne Surgical Center

| ICD-9 CODE | ICD-9 DESCRIPTION | # | % | % ALL FASCs |
|------------|-------------------|---|---|-------------|
|------------|-------------------|---|---|-------------|

All ICD-9 Procedures

Does not report ICDs

| CPT-4 CODE | CPT-4 DESCRIPTION | # | % | % ALL FASCs |
|------------|-------------------|---|---|-------------|
|------------|-------------------|---|---|-------------|

| | | | | |
|----------------------|----------------------------------|-------|-------|-------|
| All CPT-4 Procedures | | 5,941 | 100.0 | 100.0 |
| 41899 | UNLIST PROC DENTOALVEOL STRUCTUR | 948 | 16.0 | 2.85 |
| 45378 | COLONOSCOPY FLEX; DX-SEP PROC | 422 | 7.1 | 6.92 |
| 69436 | TYMPANOSTOMY GENERAL ANESTHESIA | 220 | 3.7 | 3.73 |
| 45380 | COLONOSCOPY FLEX; W/BX 1/MX | 211 | 3.6 | 5.73 |
| 43239 | UGI ENDO; W/BX 1/MX | 200 | 3.4 | 5.27 |
| 43659 | UNLISTED LAPAROSCOPY PROC STOMAC | 170 | 2.9 | 0.19 |
| 29881 | SCOPE KNEE SURG;W/MENISCECT MED/ | 148 | 2.5 | 1.78 |
| 36475 | ENDOVENUS ABLAT TX VEIN EXT RF;1 | 114 | 1.9 | 0.17 |
| 62310 | INJ 1 NOT NEUROLYTIC-EPID;CERV/T | 110 | 1.9 | 0.41 |
| 28285 | CORRECTION HAMMERTOES | 96 | 1.6 | 0.83 |
| 37765 | STAB PHLEBECT VV 1 EXT; 10-20 IN | 90 | 1.5 | 0.12 |
| 43249 | UGI ENDO; W/BALLOON DILAT ESOPHA | 90 | 1.5 | 1.57 |
| 63030 | LAMINOT W/ DECOMP; 1 INTERSPACE | 87 | 1.5 | 0.09 |
| 43235 | UGI ENDO; DX W/NO CLCT SPECMN-SP | 82 | 1.4 | 1.33 |
| 64623 | DESTRUC FACET JT NRV; L/S-EA AD | 80 | 1.3 | 0.52 |
| 29876 | SCOPE KNEE SURG; SYNOVCTOMY MAJ | 78 | 1.3 | 0.21 |
| 29877 | SCOPE KNEE SURG; DEBRID/SHAVE CA | 73 | 1.2 | 1.13 |
| 20680 | REMOVAL OF IMPLANT; DEEP | 72 | 1.2 | 0.78 |
| 29826 | SCOPE SHOULDER; DECOMP SUBACROM | 69 | 1.2 | 1.02 |
| 45385 | COLONOSCOPY FLEX; W/REMV LES-SNA | 67 | 1.1 | 1.73 |

SOURCE: Utah Ambulatory Surgery Database

Utah Health Data Committee/Office of Health Care Statistics

Reportable* excludes codes in the former "Other" category and CPT4 blood draw codes in previous reports.

AMB ST 1-3

UTAH HOSPITAL AND FREESTANDING AMBULATORY SURGERY CENTER (FASC) UTILIZATION AND CHARGE PROFILE OF OUTPATIENT SURGERY, 2005
 AVERAGE TOTAL CHARGES FOR MOST COMMONLY PERFORMED CPT-4 AND ICD-9 REPORTABLE* PROCEDURES, SINGLE ICD-9 OR CPT-4 ONLY

417 South Towne Surgical Center

| ICD-9 CODE | ICD-9 DESCRIPTION | # | AVE TOT CHRG | AVE TOT CHRG(ALL FASCs) |
|------------|-------------------|---|--------------|--------------------------|
|------------|-------------------|---|--------------|--------------------------|

ICD-9 Procedures

Does not report ICDS

| CPT-4 CODE | CPT-4 DESCRIPTION | # | AVE TOT CHRG | AVE TOT CHRG(ALL FASCs) |
|------------|-------------------|---|--------------|--------------------------|
|------------|-------------------|---|--------------|--------------------------|

| | | | | |
|------------------|----------------------------------|-------|---------|---------|
| CPT-4 Procedures | | 3,141 | \$2,112 | \$1,829 |
| 41899 | UNLIST PROC DENTOALVEOL STRUCTUR | 946 | \$1,879 | \$1,992 |
| 45378 | COLONOSCOPY FLEX; DX-SEP PROC | 353 | \$817 | \$978 |
| 43659 | UNLISTED LAPAROSCOPY PROC STOMAC | 168 | \$6,266 | \$6,531 |
| 45380 | COLONOSCOPY FLEX; W/BX 1/MX | 155 | \$997 | \$1,023 |
| 62310 | INJ 1 NOT NEUROLYTIC-EPID;CERV/T | 107 | \$660 | \$694 |
| 43239 | UGI ENDO; W/BX 1/MX | 78 | \$873 | \$1,018 |
| 63030 | LAMINOT W/ DECOMP; 1 INTERSPACE | 69 | \$4,891 | \$5,186 |
| 43235 | UGI ENDO; DX W/VO CLCT SPECMN-SP | 57 | \$726 | \$718 |
| 45385 | COLONOSCOPY FLEX; W/REMV LES-SNA | 51 | \$1,012 | \$1,086 |
| 29881 | SCOPE KNEE SURG;W/MENISCECT MED/ | 50 | \$3,454 | \$2,742 |
| 42820 | T&A; UNDER AGE 12 | 50 | \$1,862 | \$1,432 |
| 58660 | LAPAROSCOPY SURGICAL; W/LYSIS AD | 44 | \$2,144 | \$2,032 |
| 64721 | NEUROPLASTY; MEDIAN CARPAL TUNNE | 41 | \$2,318 | \$1,668 |
| 62290 | INJ PROC DISKOGRAPHY EA LEVL; LU | 34 | \$3,583 | \$3,581 |
| 50590 | LITHOTRIPSY XTRACORP SHOCK WAVE | 33 | \$6,620 | \$5,626 |
| 42826 | TONSILLECTOMY PRIM/SEC; AGE 12/O | 29 | \$1,862 | \$1,419 |
| 20680 | REMOVAL OF IMPLANT; DEEP | 27 | \$1,851 | \$1,603 |
| 29880 | SCOPE KNEE SURG;W/MENISCECT MED& | 27 | \$4,157 | \$3,610 |
| 49505 | REPR INIT ING HERNIA 5YR/MORE; R | 26 | \$2,020 | \$1,931 |
| 43249 | UGI ENDO; W/BALLOON DILAT ESOPHA | 25 | \$930 | \$963 |

SOURCE: Utah Ambulatory Surgery Database

Reportable* excludes codes in the former "Other" category and CPT4 blood draw codes in previous reports.

AMB ST 1-4
UTAH HOSPITAL AND FREESTANDING AMBULATORY SURGERY CENTER (FASC) UTILIZATION AND CHARGE PROFILE OF OUTPATIENT SURGERY, 2005
PROCEDURE APG CATEGORY, PROCEDURE APG, BASED ON REPORTABLE* CPT-4 PROCEDURES

417 South Towne Surgical Center

| Procedure APG category | | TOTAL # | TOTAL # (ALL FASCs) |
|------------------------|---|---------|---------------------|
| Procedure APG | | | |
| 01 | INTEGUMENTARY SYSTEM | 49 | 1,743 |
| | 003 COMPLEX INCISION AND DRAINAGE | 1 | 26 |
| | 006 SIMPLE DEBRIDEMENT AND DESTRUCTION | 8 | 23 |
| | 007 COMPLEX EXCISION, BIOPSY AND DEBRIDEMENT | 22 | 359 |
| | 008 SIMPLE EXCISION AND BIOPSY | 16 | 551 |
| | 009 COMPLEX SKIN REPAIRS INCL INTEGUMENT GRAFTS, TRANSFER & REARRANGE | 2 | 129 |
| 02 | MUSCULOSKELETAL SYSTEM | 1,686 | 22,851 |
| | 021 COMPLEX MUSCULOSKELETAL PROCEDURES EXCLUDING HAND AND FOOT | 284 | 2,301 |
| | 022 SIMPLE MUSCULOSKELETAL PROCEDURES EXCLUDING HAND AND FOOT | 42 | 632 |
| | 023 COMPLEX HAND AND FOOT MUSCULOSKELETAL PROCEDURES | 47 | 849 |
| | 024 SIMPLE HAND AND FOOT MUSCULOSKELETAL PROCEDURES | 408 | 5,395 |
| | 025 ARTHROSCOPY | 712 | 9,769 |
| | 029 CLOSED TREATMENT FX & DISLOCATION EXC FINGER, TOE & TRUNK | 4 | 117 |
| | 030 OPEN OR PERCUTANEOUS TREATMENT OF FRACTURES | 70 | 1,212 |
| | 031 BONE OR JOINT MANIPULATION UNDER ANESTHESIA | 12 | 216 |
| | 032 BUNION PROCEDURES | 73 | 1,149 |
| | 033 ARTHROPLASTY | 5 | 217 |
| | 034 HAND AND FOOT TENOTOMY | 6 | 110 |
| | 035 ARTHROCENTESIS AND LIGAMENT OR TENDON INJECTION | 23 | 869 |
| 03 | RESPIRATORY SYSTEM | 1 | 4,466 |
| | 053 COMPLEX ENDOSCOPY OF THE UPPER AIRWAY | 1 | 4,423 |
| 04 | CARDIOVASCULAR SYSTEM | 271 | 668 |
| | 077 ANGIOPLASTY AND TRANSCATHETER PROCEDURES | 133 | 234 |
| | 081 SECONDARY VARICOSE VEINS AND VASCULAR INJECTION | 2 | 25 |
| | 082 VASCULAR LIGATION | 136 | 381 |
| 06 | DIGESTIVE SYSTEM | 1,506 | 33,057 |
| | 113 ANOSCOPY WITH BIOPSY AND DIAGNOSTIC PROCTOSIGMOIDOSCOPY | 3 | 106 |
| | 114 PROCTOSIGMOIDOSCOPY WITH EXCISION OR BIOPSY | 3 | 109 |
| | 115 DIAGNOSTIC UPPER GI ENDOSCOPY OR INTUBATION | 282 | 7,909 |
| | 116 THERAPEUTIC UPPER GI ENDOSCOPY OR INTUBATION | 96 | 2,398 |
| | 117 LOWER GASTROINTESTINAL ENDOSCOPY | 713 | 17,943 |
| | 119 HERNIA AND HYDROCELE PROCEDURES | 76 | 1,396 |
| | 120 COMPLEX ANAL AND RECTAL PROCEDURES | 29 | 222 |
| | 121 SIMPLE ANAL AND RECTAL PROCEDURES | 11 | 38 |
| | 123 COMPLEX LAPAROSCOPIC PROCEDURES | 123 | 2,024 |
| | 124 SIMPLE LAPAROSCOPIC PROCEDURES | 170 | 233 |
| 07 | URINARY SYSTEM | 100 | 1,645 |
| | 131 RENAL EXTRACORPOREAL SHOCK WAVE LITHOTRIPSY | 36 | 534 |
| | 133 URINARY CATHETERIZATION AND DILATATION | 1 | 24 |
| | 134 COMPLEX CYSTOURETHROSCOPY AND LITHOLAPAXY | 18 | 502 |
| | 135 MODERATE CYSTOURETHROSCOPY | 39 | 440 |
| | 136 SIMPLE CYSTOURETHROSCOPY | 4 | 106 |
| | 137 COMPLEX URETHRAL PROCEDURES | 1 | 21 |
| | 138 SIMPLE URETHRAL PROCEDURES | 1 | 18 |
| 08 | MALE GENITAL SYSTEM | 63 | 588 |
| | 151 TESTICULAR AND EPIDIDYMAL PROCEDURES | 36 | 404 |

AMB ST 1-4
UTAH HOSPITAL AND FREESTANDING AMBULATORY SURGERY CENTER (FASC) UTILIZATION AND CHARGE PROFILE OF OUTPATIENT SURGERY, 2005
PROCEDURE APG CATEGORY, PROCEDURE APG, BASED ON REPORTABLE* CPT-4 PROCEDURES

417 South Towne Surgical Center

| procedure APG category | | TOTAL # | TOTAL # (ALL FASCs) |
|------------------------|--|---------|---------------------|
| procedure APG | | | |
| | 153 COMPLEX PENILE PROCEDURES | 5 | 29 |
| | 154 SIMPLE PENILE PROCEDURES | 18 | 141 |
| | 155 PROSTATE NEEDLE AND PUNCH BIOPSY | 4 | 13 |
| 09 | FEMALE GENITAL SYSTEM | 50 | 1,642 |
| | 176 COMPLEX FEMALE REPRODUCTIVE PROCEDURES | 1 | 178 |
| | 177 SIMPLE FEMALE REPRODUCTIVE PROCEDURES | 19 | 411 |
| | 178 DILATION AND CURETTAGE | 12 | 184 |
| | 179 HYSTEROSCOPY | 17 | 848 |
| | 180 COLPOSCOPY | 1 | 21 |
| 10 | NERVOUS SYSTEM | 680 | 10,825 |
| | 195 NERVOUS SYSTEM INJECTIONS, STIMULATIONS OR CRANIAL TAP | 532 | 8,220 |
| | 196 REVISION AND REMOVAL OF NEUROLOGICAL DEVICE | 4 | 38 |
| | 197 NEUROSTIMULATOR AND VENTRICULAR SHUNT IMPLANTATION | 8 | 128 |
| | 198 NERVE REPAIR AND DESTRUCTION | 136 | 2,439 |
| 11 | EYE AND OCULAR ADNEXA | 1 | 20,551 |
| | 221 COMPLEX REPAIR AND PLASTIC PROCEDURES OF EYE | 1 | 1,823 |
| 12 | FACIAL, EAR, NOSE, MOUTH AND THROAT | 1,417 | 18,833 |
| | 233 NASAL CAUTERIZATION AND PACKING | 1 | 84 |
| | 234 COMPLEX FACIAL AND ENT PROCEDURES | 54 | 3,106 |
| | 235 SIMPLE FACIAL AND ENT PROCEDURES | 1,219 | 11,701 |
| | 236 TONSIL AND ADENOID PROCEDURES | 143 | 3,942 |
| 13 | THERAPEUTIC AND OTHER RADIOLOGICAL PROCEDURES | 85 | 344 |
| | 253 VASCULAR RADIOLOGY EXCEPT FOR VENOGRAPHY OF EXTREMITY | 35 | 35 |
| | 254 MYELOGRAPHY | 50 | 304 |

SOURCE: Utah Ambulatory Surgery Database

Utah Health Data Committee/Office of Health Care Statistics

Reportable* excludes codes in the former "Other" category and CPT blood draw codes in previous reports.

AMB ST 1-5
UTAH HOSPITAL AND FREESTANDING AMBULATORY SURGERY CENTER (FASC) UTILIZATION AND CHARGE PROFILE OF OUTPATIENT SURGERY, 2005
PROCEDURE APG CATEGORY, PROCEDURE APG, SINGLE APG ONLY
BASED ON REPORTABLE* CPT-4 PROCEDURES

417 South Towne Surgical Center

| Procedure APG category | Procedure APG | TOTAL # | AVE TOT CHR | AVE TOT CHR(ALL FASCs) |
|------------------------|---|---------|-------------|-------------------------|
| 01 | INTEGUMENTARY SYSTEM | 23 | \$1,751 | \$1,328 |
| | 006 SIMPLE DEBRIDEMENT AND DESTRUCTION | 2 | \$1,555 | \$1,374 |
| | 007 COMPLEX EXCISION, BIOPSY AND DEBRIDEMENT | 10 | \$1,846 | \$1,419 |
| | 008 SIMPLE EXCISION AND BIOPSY | 9 | \$1,684 | \$1,377 |
| | 009 COMPLEX SKIN REPAIRS INCL INTEGUMENT GRAFTS, TRANSFER & REARRAN | 2 | \$1,775 | \$3,373 |
| 02 | MUSCULOSKELETAL SYSTEM | 508 | \$3,155 | \$2,609 |
| | 021 COMPLEX MUSCULOSKELETAL PROCEDURES EXCLUDING HAND AND FOOT | 98 | \$4,311 | \$3,178 |
| | 022 SIMPLE MUSCULOSKELETAL PROCEDURES EXCLUDING HAND AND FOOT | 20 | \$1,901 | \$2,534 |
| | 023 COMPLEX HAND AND FOOT MUSCULOSKELETAL PROCEDURES | 9 | \$2,843 | \$2,512 |
| | 024 SIMPLE HAND AND FOOT MUSCULOSKELETAL PROCEDURES | 108 | \$2,077 | \$1,799 |
| | 025 ARTHROSCOPY | 179 | \$3,701 | \$3,279 |
| | 029 CLOSED TREATMENT FX & DISLOCATION EXC FINGER, TOE & TRUNK | 3 | \$2,372 | \$1,401 |
| | 030 OPEN OR PERCUTANEOUS TREATMENT OF FRACTURES | 51 | \$2,639 | \$2,467 |
| | 031 BONE OR JOINT MANIPULATION UNDER ANESTHESIA | 6 | \$1,671 | \$1,531 |
| | 032 BUNION PROCEDURES | 28 | \$2,495 | \$2,034 |
| | 033 ARTHROPLASTY | 2 | \$2,970 | \$2,604 |
| | 035 ARTHROCENTESIS AND LIGAMENT OR TENDON INJECTION | 4 | \$569 | \$656 |
| 03 | RESPIRATORY SYSTEM | 1 | \$1,608 | \$1,524 |
| | 053 COMPLEX ENDOSCOPY OF THE UPPER AIRWAY | 1 | \$1,608 | \$1,558 |
| 04 | CARDIOVASCULAR SYSTEM | 23 | \$2,279 | \$1,547 |
| | 077 ANGIOPLASTY AND TRANSCATHETER PROCEDURES | 18 | \$2,415 | \$1,835 |
| | 082 VASCULAR LIGATION | 5 | \$1,789 | \$1,337 |
| 06 | DIGESTIVE SYSTEM | 1,062 | \$1,941 | \$1,225 |
| | 113 ANOSCOPY WITH BIOPSY AND DIAGNOSTIC PROCTOSIGMOIDOSCOPY | 3 | \$782 | \$643 |
| | 114 PROCTOSIGMOIDOSCOPY WITH EXCISION OR BIOPSY | 2 | \$594 | \$607 |
| | 115 DIAGNOSTIC UPPER GI ENDOSCOPY OR INTUBATION | 135 | \$811 | \$948 |
| | 116 THERAPEUTIC UPPER GI ENDOSCOPY OR INTUBATION | 28 | \$938 | \$954 |
| | 117 LOWER GASTROINTESTINAL ENDOSCOPY | 569 | \$887 | \$1,007 |
| | 119 HERNIA AND HYDROCELE PROCEDURES | 36 | \$2,021 | \$2,089 |
| | 120 COMPLEX ANAL AND RECTAL PROCEDURES | 23 | \$2,089 | \$1,165 |
| | 121 SIMPLE ANAL AND RECTAL PROCEDURES | 8 | \$1,975 | \$1,487 |
| | 123 COMPLEX LAPAROSCOPIC PROCEDURES | 90 | \$2,534 | \$3,381 |
| | 124 SIMPLE LAPAROSCOPIC PROCEDURES | 168 | \$6,266 | \$6,509 |
| 07 | URINARY SYSTEM | 78 | \$3,625 | \$3,486 |
| | 131 RENAL EXTRACORPOREAL SHOCK WAVE LITHOTRIPSY | 33 | \$6,620 | \$5,613 |
| | 133 URINARY CATHETERIZATION AND DILATATION | 1 | \$1,608 | \$1,674 |
| | 134 COMPLEX CYSTOURETHROSCOPY AND LITHOLAPAXY | 8 | \$1,819 | \$1,917 |
| | 135 MODERATE CYSTOURETHROSCOPY | 31 | \$1,335 | \$1,698 |
| | 136 SIMPLE CYSTOURETHROSCOPY | 3 | \$1,106 | \$1,174 |
| | 137 COMPLEX URETHRAL PROCEDURES | 1 | \$1,699 | \$1,484 |
| | 138 SIMPLE URETHRAL PROCEDURES | 1 | \$1,778 | \$2,003 |
| 08 | MALE GENITAL SYSTEM | 45 | \$2,019 | \$1,856 |
| | 151 TESTICULAR AND EPIDIDYMAL PROCEDURES | 21 | \$1,875 | \$2,108 |
| | 153 COMPLEX PENILE PROCEDURES | 5 | \$1,785 | \$1,941 |
| | 154 SIMPLE PENILE PROCEDURES | 15 | \$1,363 | \$1,363 |

AMB ST 1-5
UTAH HOSPITAL AND FREESTANDING AMBULATORY SURGERY CENTER (FASC) UTILIZATION AND CHARGE PROFILE OF OUTPATIENT SURGERY, 2005
PROCEDURE APG CATEGORY, PROCEDURE APG, SINGLE APG ONLY
BASED ON REPORTABLE* CPT-4 PROCEDURES

417 South Towne Surgical Center

| procedure APG category | Procedure APG | TOTAL # | AVE TOT CHRG | AVE TOT CHRG(ALL FASCs) |
|------------------------|--|---------|--------------|--------------------------|
| | 155 PROSTATE NEEDLE AND PUNCH BIOPSY | 4 | \$5,522 | \$3,559 |
| 09 | FEMALE GENITAL SYSTEM | 29 | \$2,722 | \$2,168 |
| | 176 COMPLEX FEMALE REPRODUCTIVE PROCEDURES | 1 | \$3,876 | \$2,417 |
| | 177 SIMPLE FEMALE REPRODUCTIVE PROCEDURES | 9 | \$1,535 | \$1,427 |
| | 178 DILATION AND CURETTAGE | 6 | \$1,453 | \$1,254 |
| | 179 HYSTEROSCOPY | 13 | \$4,040 | \$2,593 |
| 10 | NERVOUS SYSTEM | 229 | \$1,085 | \$1,048 |
| | 195 NERVOUS SYSTEM INJECTIONS, STIMULATIONS OR CRANIAL TAP | 166 | \$681 | \$701 |
| | 196 REVISION AND REMOVAL OF NEUROLOGICAL DEVICE | 2 | \$1,087 | \$2,277 |
| | 197 NEUROSTIMULATOR AND VENTRICULAR SHUNT IMPLANTATION | 8 | \$1,116 | \$3,849 |
| | 198 NERVE REPAIR AND DESTRUCTION | 53 | \$2,346 | \$1,769 |
| 11 | EYE AND OCULAR ADNEXA | 1 | \$1,535 | \$2,379 |
| | 221 COMPLEX REPAIR AND PLASTIC PROCEDURES OF EYE | 1 | \$1,535 | \$2,050 |
| 12 | FACIAL, EAR, NOSE, MOUTH AND THROAT | 1,094 | \$1,848 | \$1,728 |
| | 234 COMPLEX FACIAL AND ENT PROCEDURES | 30 | \$1,094 | \$2,098 |
| | 235 SIMPLE FACIAL AND ENT PROCEDURES | 969 | \$1,871 | \$1,886 |
| | 236 TONSIL AND ADENOID PROCEDURES | 95 | \$1,851 | \$1,408 |
| 13 | THERAPEUTIC AND OTHER RADIOLOGICAL PROCEDURES | 34 | \$3,583 | \$3,433 |
| | 254 MYELOGRAPHY | 34 | \$3,583 | \$3,581 |

SOURCE: Utah Ambulatory Surgery Database
Utah Health Data Committee/Office of Health Care Statistics
Reportable* excludes codes in the former "Other" category and CPT blood draw codes in previous reports.

AMB ST 1-6
UTAH HOSPITAL AND FREESTANDING AMBULATORY SURGERY CENTER (FASC) UTILIZATION AND CHARGE PROFILE OF OUTPATIENT SURGERY, 2005
NUMBER OF SELECTED AMBULATORY SURGERY PATIENT VISITS BY PATIENT PROFILE

417 South Towne Surgical Center

| Patient Profile | Patient Visits | | Patient Visits-All FASCs | |
|----------------------------|----------------|-------|--------------------------|------|
| | (#) | (%) | (#) | (%) |
| GENDER | | | | |
| Female | 2,361 | 55.2 | 46,953 | 55.1 |
| Male | 1,913 | 44.7 | 38,149 | 44.8 |
| Unknown | 4 | 0.1 | 39 | 0.0 |
| Not Reported | 0 | 0.0 | 44 | 0.1 |
| AGE | | | | |
| 1-28 days | 0 | 0.0 | 0 | 0.0 |
| 29-365 days | 34 | 0.8 | 594 | 0.7 |
| 1-4 years | 777 | 18.2 | 4,739 | 5.6 |
| 5-9 | 320 | 7.5 | 2,401 | 2.8 |
| 10-14 | 51 | 1.2 | 1,336 | 1.6 |
| 15-17 | 66 | 1.5 | 1,477 | 1.7 |
| 18-19 | 66 | 1.5 | 1,299 | 1.5 |
| 20-24 | 157 | 3.7 | 3,472 | 4.1 |
| 25-29 | 213 | 5.0 | 3,624 | 4.3 |
| 30-34 | 267 | 6.2 | 3,616 | 4.2 |
| 35-39 | 265 | 6.2 | 3,598 | 4.2 |
| 40-44 | 266 | 6.2 | 4,506 | 5.3 |
| 45-49 | 339 | 7.9 | 5,414 | 6.4 |
| 50-54 | 457 | 10.7 | 7,673 | 9.0 |
| 55-59 | 332 | 7.8 | 7,166 | 8.4 |
| 60-64 | 213 | 5.0 | 6,418 | 7.5 |
| 65-69 | 198 | 4.6 | 7,432 | 8.7 |
| 70-74 | 112 | 2.6 | 7,255 | 8.5 |
| 75-79 | 78 | 1.8 | 6,544 | 7.7 |
| 80-84 | 39 | 0.9 | 4,314 | 5.1 |
| 85-89 | 19 | 0.4 | 1,833 | 2.2 |
| 90 + | 4 | 0.1 | 467 | 0.5 |
| Not Reported | 5 | 0.1 | 7 | 0.0 |
| SOURCE OF ADMISSION | | | | |
| Physician Referral | 4,277 | 100.0 | 71,765 | 84.2 |
| Clinic Referral | 0 | 0.0 | 857 | 1.0 |
| HMO Referral | 1 | 0.0 | 3 | 0.0 |
| Other Hospital | 0 | 0.0 | 0 | 0.0 |
| Skilled Nursing Facility | 0 | 0.0 | 1 | 0.0 |
| Other Health Care Facility | 0 | 0.0 | 3 | 0.0 |
| Emergency Room | 0 | 0.0 | 0 | 0.0 |
| Court/Law Enforcement | 0 | 0.0 | 0 | 0.0 |
| Unknown | 0 | 0.0 | 1,361 | 1.6 |
| Not Reported | 0 | 0.0 | 11,195 | 13.1 |

(Continued)

AMB ST 1-6
UTAH HOSPITAL AND FREESTANDING AMBULATORY SURGERY CENTER (FASC) UTILIZATION AND CHARGE PROFILE OF OUTPATIENT SURGERY, 2005
NUMBER OF SELECTED AMBULATORY SURGERY PATIENT VISITS BY PATIENT PROFILE

417 South Towne Surgical Center

| Patient Profile | Patient Visits | | Patient Visits-All FASCs | |
|---|----------------|-------|--------------------------|------|
| | (#) | (%) | (#) | (%) |
| DISCHARGE STATUS | | | | |
| Home or Self Care | 0 | 0.0 | 74,273 | 87.2 |
| Another Hospital | 0 | 0.0 | 73 | 0.1 |
| Skilled Nursing Facility | 0 | 0.0 | 0 | 0.0 |
| Intermediate Care Facility | 0 | 0.0 | 0 | 0.0 |
| Another Type of Institution | 0 | 0.0 | 2 | 0.0 |
| Under Care of Home Service | 0 | 0.0 | 1 | 0.0 |
| Left Against Medical Advice | 0 | 0.0 | 0 | 0.0 |
| Under Care of Home IV Provider | 0 | 0.0 | 0 | 0.0 |
| Expired | 0 | 0.0 | 0 | 0.0 |
| Unknown | 4,278 | 100.0 | 10,836 | 12.7 |
| Not Reported | 0 | 0.0 | 0 | 0.0 |
| PRIMARY PAYER | | | | |
| Medicare | 432 | 10.1 | 26,849 | 31.5 |
| Medicaid | 907 | 21.2 | 5,633 | 6.6 |
| Other government | 104 | 2.4 | 2,207 | 2.6 |
| Blue Cross/Blue Shield | 1,212 | 28.3 | 16,389 | 19.2 |
| Other Commercial | 280 | 6.5 | 7,724 | 9.1 |
| Managed Care(HMO, PPO) | 898 | 21.0 | 21,754 | 25.5 |
| Self Pay | 0 | 0.0 | 1,039 | 1.2 |
| Industrial & Worker Comp | 85 | 2.0 | 2,186 | 2.6 |
| Charity and Unclassified | 85 | 2.0 | 150 | 0.2 |
| Childrens Health Insurance | 0 | 0.0 | 324 | 0.4 |
| Unknown | 0 | 0.0 | 91 | 0.1 |
| Not Reported | 275 | 6.4 | 839 | 1.0 |
| LOCAL HEALTH DISTRICT OF PATIENT RESIDENCE | | | | |
| Bear River | 33 | 0.8 | 3,935 | 4.6 |
| Central Utah | 38 | 0.9 | 1,393 | 1.6 |
| Davis County | 133 | 3.1 | 13,342 | 15.7 |
| Salt Lake County | 3,431 | 80.2 | 27,212 | 31.9 |
| Southeastern Utah | 15 | 0.4 | 782 | 0.9 |
| Southwest Utah | 10 | 0.2 | 5,072 | 6.0 |
| Summit County | 43 | 1.0 | 1,027 | 1.2 |
| Tooele County | 49 | 1.1 | 1,179 | 1.4 |
| Tri-County | 28 | 0.7 | 453 | 0.5 |
| Utah County | 345 | 8.1 | 10,349 | 12.1 |
| Wasatch County | 14 | 0.3 | 437 | 0.5 |
| Weber County | 44 | 1.0 | 15,834 | 18.6 |
| Unknown Utah | 3 | 0.1 | 36 | 0.0 |
| Outside Utah | 90 | 2.1 | 4,110 | 4.8 |
| Unknown, Not Reported | 2 | 0.0 | 24 | 0.0 |

SOURCE: Utah Ambulatory Surgery Database,
Utah Health Data Committee/Office of Health Care Statistics.

AMB ST 1-1
UTAH HOSPITAL AND FREESTANDING AMBULATORY SURGERY CENTER (FASC) UTILIZATION AND CHARGE PROFILE OF OUTPATIENT SURGERY, 2005
NUMBER OF CPT-4 AND ICD-9 REPORTABLE* PROCEDURES BY SELECTED AMBULATORY SURGERY REPORTING CATEGORY

408 St. George Surgical Center

| | Procedures Performed | | Procedures Performed-All FASCs | |
|--|----------------------|-------|--------------------------------|-------|
| | (#) | (%) | (#) | (%) |
| Reporting Category(ICD-9-CM CODES) | 168 | 100.0 | 66,156 | 100.0 |
| Mastectomy (85.0-85.99) | 0 | 0.0 | 1,584 | 2.4 |
| Musculoskeletal (76.0-84.99) | 2 | 1.2 | 11,899 | 18.0 |
| Respiratory (30.0-34.99) | 6 | 3.6 | 119 | 0.2 |
| Cardiovascular (35.0-39.99) | 19 | 11.3 | 362 | 0.5 |
| Lymphatic/Hemetic (40.0-41.99) | 0 | 0.0 | 141 | 0.2 |
| Digestive System (42.0-54.99) | 93 | 55.4 | 13,725 | 20.7 |
| Urinary (55.0-59.99) | 25 | 14.9 | 322 | 0.5 |
| Male Genital (60.0-64.99) | 5 | 3.0 | 262 | 0.4 |
| Female Genital (65.0-71.99) | 18 | 10.7 | 1,797 | 2.7 |
| Endocrine/Nervous (01.0-07.99) | 0 | 0.0 | 3,838 | 5.8 |
| Eye (08.0-16.99) | 0 | 0.0 | 18,120 | 27.4 |
| Ear (18.0-20.99) | 0 | 0.0 | 3,735 | 5.6 |
| Nose, Mouth, Pharynx (21.0-29.99) | 0 | 0.0 | 10,252 | 15.5 |
| Reporting Category(CPT-4 CODES) | 1,983 | 100.0 | 117,978 | 100.0 |
| Mastectomy (19120-19220) | 12 | 0.6 | 622 | 0.5 |
| Musculoskeletal (20000-29909) | 197 | 9.9 | 24,588 | 20.8 |
| Respiratory (30000-32999 & 39501-39599) | 24 | 1.2 | 9,814 | 8.3 |
| Cardiovascular (33010-37799 & 93501-93660) | 2 | 0.1 | 760 | 0.6 |
| Lymphatic/Hemetic (38100-38999) | 3 | 0.2 | 188 | 0.2 |
| Digestive (40490-49999) | 180 | 9.1 | 39,759 | 33.7 |
| Urinary (50010-53899) | 21 | 1.1 | 1,679 | 1.4 |
| Male Genital (54000-55899) | 14 | 0.7 | 657 | 0.6 |
| Female Genital (56405-58999) | 187 | 9.4 | 2,830 | 2.4 |
| Endocrine/Nervous (60000-64999) | 1,300 | 65.6 | 11,257 | 9.5 |
| Eye (65091-68899) | 36 | 1.8 | 20,646 | 17.5 |
| Ear (69000-69979) | 7 | 0.4 | 5,178 | 4.4 |

SOURCE: Utah Ambulatory Surgery Database

Utah Health Data Committee/Office of Health Care Statistics.

Reportable* excludes codes in the former "Other" category and CPT blood draw codes in previous reports.

AMB ST 1-2
UTAH HOSPITAL AND FREESTANDING AMBULATORY SURGERY CENTER (FASC) UTILIZATION AND CHARGE PROFILE OF OUTPATIENT SURGERY, 2005
MOST COMMONLY PERFORMED CPT-4 AND ICD-9 REPORTABLE* PROCEDURES

408 St. George Surgical Center

| ICD-9 CODE | ICD-9 DESCRIPTION | # | % | % ALL FASCs |
|----------------------|-------------------------------------|-----|-------|-------------|
| All ICD-9 Procedures | | 168 | 100.0 | 100.0 |
| 5210 | 5210 | 91 | 54.2 | 0.14 |
| 5509 | 5509 | 24 | 14.3 | 0.04 |
| 7018 | 7018 | 16 | 9.5 | 0.02 |
| 3379 | 3379 | 6 | 3.6 | 0.01 |
| 3540 | 3540 | 6 | 3.6 | 0.01 |
| 3669 | 3669 | 5 | 3.0 | 0.01 |
| 3665 | 3665 | 4 | 2.4 | 0.01 |
| 6180 | 6180 | 3 | 1.8 | 0.00 |
| 6111 | BIOPSY SCROTUM OR TUNICA VAGINALIS | 2 | 1.2 | 0.00 |
| 7039 | 7039 | 2 | 1.2 | 0.00 |
| 806 | EXCISION SEMILUNAR CARTILAGE KNEE | 2 | 1.2 | 2.10 |
| 3542 | CREATION OF SEPTAL DEFECT IN HEART | 1 | 0.6 | 0.00 |
| 3556 | 3556 | 1 | 0.6 | 0.00 |
| 3743 | 3743 | 1 | 0.6 | 0.00 |
| 3752 | IMPL TOTAL REPLACEMENT HEART SYSTEM | 1 | 0.6 | 0.00 |
| 4781 | 4781 | 1 | 0.6 | 0.00 |
| 5220 | 5220 | 1 | 0.6 | 0.00 |
| 5532 | 5532 | 1 | 0.6 | 0.00 |

| CPT-4 CODE | CPT-4 DESCRIPTION | # | % | % ALL FASCs |
|----------------------|----------------------------------|-------|-------|-------------|
| All CPT-4 Procedures | | 1,983 | 100.0 | 100.0 |
| 62311 | INJ 1 NOT NEUROLYTIC-EPID; LUMB/ | 251 | 12.7 | 1.48 |
| 64475 | INJ ANES FACET JT; LUMB/SAC-1LEV | 180 | 9.1 | 0.62 |
| 64476 | INJ ANES FACET JT; LUMB/SAC-EA A | 177 | 8.9 | 0.99 |
| 64483 | INJ ANES EPIDURL; LUMB/SAC 1 LEV | 150 | 7.6 | 1.12 |
| 41899 | UNLIST PROC DENTOALVEOL STRUCTUR | 91 | 4.6 | 2.85 |
| 64623 | DESTRUC FACET JT NRV; L/S-EA AD | 87 | 4.4 | 0.52 |
| 64622 | DESTRUC FACET JT NRV; L/S-1 LEVE | 78 | 3.9 | 0.28 |
| 64484 | INJ ANES EPIDURL; LUMB/SAC-EA AD | 70 | 3.5 | 0.61 |
| 62310 | INJ 1 NOT NEUROLYTIC-EPID;CERV/T | 67 | 3.4 | 0.41 |
| 64470 | INJ ANES FACET JT; CERV/THOR-1LE | 49 | 2.5 | 0.24 |
| 64472 | INJ ANES FACET JT; CERV/THOR-EA | 47 | 2.4 | 0.41 |
| 58662 | LAP SURG; W/FULG/EXCIS LES-OVARY | 46 | 2.3 | 0.52 |
| 27096 | INJ SI JNT ARTHRGRPH &/ANES/STER | 43 | 2.2 | 0.22 |
| 58670 | LAPARSCPY SURGICAL; W/FULG OVIDU | 36 | 1.8 | 0.13 |
| 49505 | REPR INIT ING HERNIA 5YR/MORE; R | 24 | 1.2 | 0.62 |
| 62290 | INJ PROC DISKOGRAPHY EA LEVL; LU | 20 | 1.0 | 0.25 |
| 58353 | ENDOMET ABLAT THERM W/O SCOPE GU | 17 | 0.9 | 0.03 |
| 62263 | PERQ LYSIS EPID ADHES MX; 2/> DA | 17 | 0.9 | 0.01 |
| 64626 | DESTRUC FACET NRV; CERV/THOR 1 L | 16 | 0.8 | 0.07 |
| 67900 | REPAIR OF BROW PTOSIS | 16 | 0.8 | 0.10 |

SOURCE: Utah Ambulatory Surgery Database

Utah Health Data Committee/Office of Health Care Statistics

Reportable* excludes codes in the former "Other" category and CPT4 blood draw codes in previous reports.

AMB ST 1-3

UTAH HOSPITAL AND FREESTANDING AMBULATORY SURGERY CENTER (FASC) UTILIZATION AND CHARGE PROFILE OF OUTPATIENT SURGERY, 2005
 AVERAGE TOTAL CHARGES FOR MOST COMMONLY PERFORMED CPT-4 AND ICD-9 REPORTABLE* PROCEDURES, SINGLE ICD-9 OR CPT-4 ONLY

408 St. George Surgical Center

| ICD-9 CODE | ICD-9 DESCRIPTION | # | AVE TOT CHRG | AVE TOT CHRG(ALL FASCs) |
|------------------|-------------------------------------|-----|--------------|--------------------------|
| ICD-9 Procedures | | 162 | \$1,063 | \$1,608 |
| 5210 | 5210 | 91 | \$846 | \$846 |
| 5509 | 5509 | 24 | \$1,528 | \$1,528 |
| 7018 | 7018 | 16 | \$1,332 | \$1,332 |
| 3379 | 3379 | 6 | \$316 | \$316 |
| 3669 | 3669 | 5 | \$992 | \$992 |
| 3540 | 3540 | 4 | \$998 | \$998 |
| 6180 | 6180 | 3 | \$1,191 | \$1,191 |
| 3665 | 3665 | 2 | \$405 | \$405 |
| 6111 | BIOPSY SCROTUM OR TUNICA VAGINALIS | 2 | \$1,662 | \$1,662 |
| 806 | EXCISION SEMILUNAR CARTILAGE KNEE | 2 | \$1,228 | \$3,363 |
| 3542 | CREATION OF SEPTAL DEFECT IN HEART | 1 | \$2,176 | \$2,176 |
| 3556 | 3556 | 1 | \$492 | \$492 |
| 3743 | 3743 | 1 | \$1,057 | \$1,057 |
| 3752 | IMPL TOTAL REPLACEMENT HEART SYSTEM | 1 | \$430 | \$430 |
| 4781 | 4781 | 1 | \$8,320 | \$8,320 |
| 5220 | 5220 | 1 | \$1,328 | \$1,328 |
| 5532 | 5532 | 1 | \$2,429 | \$2,429 |

| CPT-4 CODE | CPT-4 DESCRIPTION | # | AVE TOT CHRG | AVE TOT CHRG(ALL FASCs) |
|------------------|----------------------------------|-----|--------------|--------------------------|
| CPT-4 Procedures | | 836 | \$768 | \$1,829 |
| 62311 | INJ 1 NOT NEUROLYTIC-EPID; LUMB/ | 224 | \$339 | \$677 |
| 41899 | UNLIST PROC DENTOALVEOL STRUCTUR | 90 | \$832 | \$1,992 |
| 64483 | INJ ANES EPIDURL; LUMB/SAC 1 LEV | 71 | \$342 | \$742 |
| 62310 | INJ 1 NOT NEUROLYTIC-EPID;CERV/T | 61 | \$354 | \$694 |
| 58662 | LAP SURG; W/FULG/EXCIS LES-OVARY | 31 | \$2,103 | \$2,478 |
| 58670 | LAPARSCPY SURGICAL; W/FULG OVIDU | 31 | \$1,960 | \$1,654 |
| 27096 | INJ SI JNT ARTHRGRPH &/ANES/STER | 19 | \$367 | \$740 |
| 49505 | REPR INIT ING HERNIA 5YR/MORE; R | 18 | \$1,291 | \$1,931 |
| 67900 | REPAIR OF BROW PTOSIS | 16 | \$1,332 | \$2,404 |
| 30400 | RHINO PRIM; LAT&ALAR CART&/ELEV | 13 | \$775 | \$2,407 |
| 20553 | INJ; SINGLE/MX TRIG POINT 3/> MU | 11 | \$387 | \$371 |
| 49320 | LAP-ABD DX-W/WO SPECMN-SEP PROC | 7 | \$2,369 | \$1,826 |
| 49585 | REPR UMBIL HERNIA 5YR/OVER; RDOC | 7 | \$1,676 | \$2,382 |
| 69300 | OTPLSTY PROTRUDING EAR W/WO SZ R | 7 | \$829 | \$956 |
| 19120 | EXC BRST CYST TUMR/LES OPN M/F 1 | 6 | \$856 | \$967 |
| 58660 | LAPAROSCOPY SURGICAL; W/LYSIS AD | 6 | \$1,640 | \$2,032 |
| 64510 | INJECTION ANES AGT; STELLATE GAN | 6 | \$316 | \$834 |
| 64520 | INJECTION ANES AGT; LUMBAR/THOR | 6 | \$402 | \$718 |
| 20551 | INJECTION; 1 TENDON ORIGIN/INSER | 5 | \$270 | \$270 |
| 21555 | EXC TUMR SFT TISSUE NCK/THOR; SU | 5 | \$442 | \$1,393 |

SOURCE: Utah Ambulatory Surgery Database
 Reportable* excludes codes in the former "Other" category and CPT4 blood draw codes in previous reports.

AMB ST 1-4
UTAH HOSPITAL AND FREESTANDING AMBULATORY SURGERY CENTER (FASC) UTILIZATION AND CHARGE PROFILE OF OUTPATIENT SURGERY, 2005
PROCEDURE APG CATEGORY, PROCEDURE APG, BASED ON REPORTABLE* CPT-4 PROCEDURES

408 St. George Surgical Center

| Procedure APG category | | TOTAL # | TOTAL # (ALL FASCs) |
|------------------------|---|---------|---------------------|
| Procedure APG | | | |
| 01 | INTEGUMENTARY SYSTEM | 37 | 1,743 |
| | 007 COMPLEX EXCISION, BIOPSY AND DEBRIDEMENT | 5 | 359 |
| | 008 SIMPLE EXCISION AND BIOPSY | 18 | 551 |
| | 009 COMPLEX SKIN REPAIRS INCL INTEGUMENT GRAFTS, TRANSFER & REARRANGE | 2 | 129 |
| | 011 SIMPLE INCISION AND EXCISION OF BREAST | 9 | 553 |
| | 012 BREAST RECONSTRUCTION AND MASTECTOMY | 3 | 69 |
| 02 | MUSCULOSKELETAL SYSTEM | 157 | 22,851 |
| | 021 COMPLEX MUSCULOSKELETAL PROCEDURES EXCLUDING HAND AND FOOT | 8 | 2,301 |
| | 022 SIMPLE MUSCULOSKELETAL PROCEDURES EXCLUDING HAND AND FOOT | 1 | 632 |
| | 023 COMPLEX HAND AND FOOT MUSCULOSKELETAL PROCEDURES | 10 | 849 |
| | 024 SIMPLE HAND AND FOOT MUSCULOSKELETAL PROCEDURES | 35 | 5,395 |
| | 025 ARTHROSCOPY | 2 | 9,769 |
| | 029 CLOSED TREATMENT FX & DISLOCATION EXC FINGER, TOE & TRUNK | 1 | 117 |
| | 030 OPEN OR PERCUTANEOUS TREATMENT OF FRACTURES | 6 | 1,212 |
| | 032 BUNION PROCEDURES | 14 | 1,149 |
| | 035 ARTHROCENTESIS AND LIGAMENT OR TENDON INJECTION | 80 | 869 |
| 05 | HEMATOLOGIC, LYMPHATIC, AND ENDOCRINE | 3 | 217 |
| | 095 DEEP LYMPH STRUCTURE AND THYROID PROCEDURES | 3 | 217 |
| 06 | DIGESTIVE SYSTEM | 186 | 33,057 |
| | 115 DIAGNOSTIC UPPER GI ENDOSCOPY OR INTUBATION | 5 | 7,909 |
| | 117 LOWER GASTROINTESTINAL ENDOSCOPY | 6 | 17,943 |
| | 119 HERNIA AND HYDROCELE PROCEDURES | 57 | 1,396 |
| | 123 COMPLEX LAPAROSCOPIC PROCEDURES | 116 | 2,024 |
| | 124 SIMPLE LAPAROSCOPIC PROCEDURES | 2 | 233 |
| 07 | URINARY SYSTEM | 21 | 1,645 |
| | 133 URINARY CATHETERIZATION AND DILATATION | 1 | 24 |
| | 134 COMPLEX CYSTOURETHROSCOPY AND LITHOLAPAXY | 11 | 502 |
| | 135 MODERATE CYSTOURETHROSCOPY | 4 | 440 |
| | 136 SIMPLE CYSTOURETHROSCOPY | 5 | 106 |
| 08 | MALE GENITAL SYSTEM | 12 | 588 |
| | 151 TESTICULAR AND EPIDIDYMAL PROCEDURES | 5 | 404 |
| | 153 COMPLEX PENILE PROCEDURES | 4 | 29 |
| | 154 SIMPLE PENILE PROCEDURES | 3 | 141 |
| 09 | FEMALE GENITAL SYSTEM | 68 | 1,642 |
| | 176 COMPLEX FEMALE REPRODUCTIVE PROCEDURES | 31 | 178 |
| | 177 SIMPLE FEMALE REPRODUCTIVE PROCEDURES | 21 | 411 |
| | 178 DILATION AND CURETTAGE | 11 | 184 |
| | 179 HYSTEROSCOPY | 5 | 848 |
| 10 | NERVOUS SYSTEM | 1,266 | 10,825 |
| | 195 NERVOUS SYSTEM INJECTIONS, STIMULATIONS OR CRANIAL TAP | 1,213 | 8,220 |
| | 198 NERVE REPAIR AND DESTRUCTION | 53 | 2,439 |
| 11 | EYE AND OCULAR ADNEXA | 36 | 20,551 |
| | 213 LASER EYE PROCEDURES | 4 | 2,001 |
| | 214 CATARACT PROCEDURES | 5 | 12,253 |
| | 215 COMPLEX ANTERIOR SEGMENT EYE PROCEDURES | 2 | 957 |
| | 220 STRABISMUS AND MUSCLE EYE PROCEDURES | 4 | 545 |

AMB ST 1-4
UTAH HOSPITAL AND FREESTANDING AMBULATORY SURGERY CENTER (FASC) UTILIZATION AND CHARGE PROFILE OF OUTPATIENT SURGERY, 2005
PROCEDURE APG CATEGORY, PROCEDURE APG, BASED ON REPORTABLE* CPT-4 PROCEDURES

408 St. George Surgical Center

| procedure APG category | | TOTAL # | TOTAL # (ALL FASCs) |
|------------------------|--|---------|---------------------|
| procedure APG | | | |
| | 221 COMPLEX REPAIR AND PLASTIC PROCEDURES OF EYE | 21 | 1,823 |
| 12 | FACIAL, EAR, NOSE, MOUTH AND THROAT | 136 | 18,833 |
| | 233 NASAL CAUTERIZATION AND PACKING | 1 | 84 |
| | 234 COMPLEX FACIAL AND ENT PROCEDURES | 36 | 3,106 |
| | 235 SIMPLE FACIAL AND ENT PROCEDURES | 97 | 11,701 |
| | 236 TONSIL AND ADENOID PROCEDURES | 2 | 3,942 |
| 13 | THERAPEUTIC AND OTHER RADIOLOGICAL PROCEDURES | 20 | 344 |
| | 254 MYELOGRAPHY | 20 | 304 |

SOURCE: Utah Ambulatory Surgery Database

Utah Health Data Committee/Office of Health Care Statistics

Reportable* excludes codes in the former "Other" category and CPT blood draw codes in previous reports.

AMB ST 1-5
UTAH HOSPITAL AND FREESTANDING AMBULATORY SURGERY CENTER (FASC) UTILIZATION AND CHARGE PROFILE OF OUTPATIENT SURGERY, 2005
PROCEDURE APG CATEGORY, PROCEDURE APG, SINGLE APG ONLY
BASED ON REPORTABLE* CPT-4 PROCEDURES

408 St. George Surgical Center

| Procedure APG category | Procedure APG | TOTAL # | AVE TOT CHR | AVE TOT CHR(ALL FASCs) |
|------------------------|---|---------|-------------|-------------------------|
| 01 | INTEGUMENTARY SYSTEM | 25 | \$958 | \$1,328 |
| | 007 COMPLEX EXCISION, BIOPSY AND DEBRIDEMENT | 5 | \$1,069 | \$1,419 |
| | 008 SIMPLE EXCISION AND BIOPSY | 9 | \$462 | \$1,377 |
| | 009 COMPLEX SKIN REPAIRS INCL INTEGUMENT GRAFTS, TRANSFER & REARRAN | 2 | \$999 | \$3,373 |
| | 011 SIMPLE INCISION AND EXCISION OF BREAST | 6 | \$856 | \$919 |
| | 012 BREAST RECONSTRUCTION AND MASTECTOMY | 3 | \$2,439 | \$1,472 |
| 02 | MUSCULOSKELETAL SYSTEM | 67 | \$578 | \$2,609 |
| | 021 COMPLEX MUSCULOSKELETAL PROCEDURES EXCLUDING HAND AND FOOT | 1 | \$645 | \$3,178 |
| | 022 SIMPLE MUSCULOSKELETAL PROCEDURES EXCLUDING HAND AND FOOT | 1 | \$924 | \$2,534 |
| | 023 COMPLEX HAND AND FOOT MUSCULOSKELETAL PROCEDURES | 3 | \$1,091 | \$2,512 |
| | 024 SIMPLE HAND AND FOOT MUSCULOSKELETAL PROCEDURES | 15 | \$758 | \$1,799 |
| | 025 ARTHROSCOPY | 2 | \$1,228 | \$3,279 |
| | 029 CLOSED TREATMENT FX & DISLOCATION EXC FINGER, TOE & TRUNK | 1 | \$0 | \$1,401 |
| | 030 OPEN OR PERCUTANEOUS TREATMENT OF FRACTURES | 4 | \$1,247 | \$2,467 |
| | 032 BUNION PROCEDURES | 3 | \$646 | \$2,034 |
| | 035 ARTHROCENTESIS AND LIGAMENT OR TENDON INJECTION | 37 | \$356 | \$656 |
| 05 | HEMATOLOGIC, LYMPHATIC, AND ENDOCRINE | 3 | \$597 | \$1,753 |
| | 095 DEEP LYMPH STRUCTURE AND THYROID PROCEDURES | 3 | \$597 | \$1,753 |
| 06 | DIGESTIVE SYSTEM | 126 | \$1,776 | \$1,225 |
| | 115 DIAGNOSTIC UPPER GI ENDOSCOPY OR INTUBATION | 5 | \$398 | \$948 |
| | 117 LOWER GASTROINTESTINAL ENDOSCOPY | 6 | \$478 | \$1,007 |
| | 119 HERNIA AND HYDROCELE PROCEDURES | 33 | \$1,382 | \$2,089 |
| | 123 COMPLEX LAPAROSCOPIC PROCEDURES | 80 | \$2,076 | \$3,381 |
| | 124 SIMPLE LAPAROSCOPIC PROCEDURES | 2 | \$3,613 | \$6,509 |
| 07 | URINARY SYSTEM | 14 | \$670 | \$3,486 |
| | 134 COMPLEX CYSTOURETHROSCOPY AND LITHOLAPAXY | 9 | \$675 | \$1,917 |
| | 135 MODERATE CYSTOURETHROSCOPY | 3 | \$851 | \$1,698 |
| | 136 SIMPLE CYSTOURETHROSCOPY | 2 | \$376 | \$1,174 |
| 08 | MALE GENITAL SYSTEM | 6 | \$708 | \$1,856 |
| | 151 TESTICULAR AND EPIDIDYMAL PROCEDURES | 2 | \$1,088 | \$2,108 |
| | 153 COMPLEX PENILE PROCEDURES | 1 | \$608 | \$1,941 |
| | 154 SIMPLE PENILE PROCEDURES | 3 | \$487 | \$1,363 |
| 09 | FEMALE GENITAL SYSTEM | 28 | \$1,386 | \$2,168 |
| | 176 COMPLEX FEMALE REPRODUCTIVE PROCEDURES | 11 | \$1,957 | \$2,417 |
| | 177 SIMPLE FEMALE REPRODUCTIVE PROCEDURES | 9 | \$946 | \$1,427 |
| | 178 DILATION AND CURETTAGE | 3 | \$710 | \$1,254 |
| | 179 HYSTEROSCOPY | 5 | \$1,327 | \$2,593 |
| 10 | NERVOUS SYSTEM | 392 | \$348 | \$1,048 |
| | 195 NERVOUS SYSTEM INJECTIONS, STIMULATIONS OR CRANIAL TAP | 387 | \$341 | \$701 |
| | 198 NERVE REPAIR AND DESTRUCTION | 5 | \$871 | \$1,769 |
| 11 | EYE AND OCULAR ADNEXA | 32 | \$1,089 | \$2,379 |
| | 213 LASER EYE PROCEDURES | 2 | \$405 | \$776 |
| | 214 CATARACT PROCEDURES | 5 | \$992 | \$2,612 |
| | 215 COMPLEX ANTERIOR SEGMENT EYE PROCEDURES | 2 | \$749 | \$2,595 |
| | 220 STRABISMUS AND MUSCLE EYE PROCEDURES | 2 | \$922 | \$2,847 |

AMB ST 1-5
UTAH HOSPITAL AND FREESTANDING AMBULATORY SURGERY CENTER (FASC) UTILIZATION AND CHARGE PROFILE OF OUTPATIENT SURGERY, 2005
PROCEDURE APG CATEGORY, PROCEDURE APG, SINGLE APG ONLY
BASED ON REPORTABLE* CPT-4 PROCEDURES

408 St. George Surgical Center

| procedure APG category | Procedure APG | TOTAL # | AVE TOT CHRG | AVE TOT CHRG(ALL FASCs) |
|------------------------|--|---------|--------------|--------------------------|
| 12 | 221 COMPLEX REPAIR AND PLASTIC PROCEDURES OF EYE | 21 | \$1,225 | \$2,050 |
| | FACIAL, EAR, NOSE, MOUTH AND THROAT | 129 | \$842 | \$1,728 |
| | 233 NASAL CAUTERIZATION AND PACKING | 1 | \$300 | \$1,070 |
| | 234 COMPLEX FACIAL AND ENT PROCEDURES | 30 | \$964 | \$2,098 |
| | 235 SIMPLE FACIAL AND ENT PROCEDURES | 96 | \$805 | \$1,886 |
| | 236 TONSIL AND ADENOID PROCEDURES | 2 | \$1,047 | \$1,408 |

SOURCE: Utah Ambulatory Surgery Database

Utah Health Data Committee/Office of Health Care Statistics

Reportable* excludes codes in the former "Other" category and CPT blood draw codes in previous reports.

AMB ST 1-6
UTAH HOSPITAL AND FREESTANDING AMBULATORY SURGERY CENTER (FASC) UTILIZATION AND CHARGE PROFILE OF OUTPATIENT SURGERY, 2005
NUMBER OF SELECTED AMBULATORY SURGERY PATIENT VISITS BY PATIENT PROFILE

408 St. George Surgical Center

| Patient Profile | Patient Visits | | Patient Visits-All FASCs | |
|----------------------------|----------------|-------|--------------------------|------|
| | (#) | (%) | (#) | (%) |
| GENDER | | | | |
| Female | 813 | 62.2 | 46,953 | 55.1 |
| Male | 487 | 37.2 | 38,149 | 44.8 |
| Unknown | 0 | 0.0 | 39 | 0.0 |
| Not Reported | 8 | 0.6 | 44 | 0.1 |
| AGE | | | | |
| 1-28 days | 0 | 0.0 | 0 | 0.0 |
| 29-365 days | 0 | 0.0 | 594 | 0.7 |
| 1-4 years | 62 | 4.7 | 4,739 | 5.6 |
| 5-9 | 22 | 1.7 | 2,401 | 2.8 |
| 10-14 | 5 | 0.4 | 1,336 | 1.6 |
| 15-17 | 20 | 1.5 | 1,477 | 1.7 |
| 18-19 | 11 | 0.8 | 1,299 | 1.5 |
| 20-24 | 72 | 5.5 | 3,472 | 4.1 |
| 25-29 | 64 | 4.9 | 3,624 | 4.3 |
| 30-34 | 100 | 7.6 | 3,616 | 4.2 |
| 35-39 | 81 | 6.2 | 3,598 | 4.2 |
| 40-44 | 108 | 8.3 | 4,506 | 5.3 |
| 45-49 | 79 | 6.0 | 5,414 | 6.4 |
| 50-54 | 65 | 5.0 | 7,673 | 9.0 |
| 55-59 | 79 | 6.0 | 7,166 | 8.4 |
| 60-64 | 94 | 7.2 | 6,418 | 7.5 |
| 65-69 | 83 | 6.3 | 7,432 | 8.7 |
| 70-74 | 108 | 8.3 | 7,255 | 8.5 |
| 75-79 | 122 | 9.3 | 6,544 | 7.7 |
| 80-84 | 85 | 6.5 | 4,314 | 5.1 |
| 85-89 | 32 | 2.4 | 1,833 | 2.2 |
| 90 + | 16 | 1.2 | 467 | 0.5 |
| Not Reported | 0 | 0.0 | 7 | 0.0 |
| SOURCE OF ADMISSION | | | | |
| Physician Referral | 1,308 | 100.0 | 71,765 | 84.2 |
| Clinic Referral | 0 | 0.0 | 857 | 1.0 |
| HMO Referral | 0 | 0.0 | 3 | 0.0 |
| Other Hospital | 0 | 0.0 | 0 | 0.0 |
| Skilled Nursing Facility | 0 | 0.0 | 1 | 0.0 |
| Other Health Care Facility | 0 | 0.0 | 3 | 0.0 |
| Emergency Room | 0 | 0.0 | 0 | 0.0 |
| Court/Law Enforcement | 0 | 0.0 | 0 | 0.0 |
| Unknown | 0 | 0.0 | 1,361 | 1.6 |
| Not Reported | 0 | 0.0 | 11,195 | 13.1 |

(Continued)

AMB ST 1-6
UTAH HOSPITAL AND FREESTANDING AMBULATORY SURGERY CENTER (FASC) UTILIZATION AND CHARGE PROFILE OF OUTPATIENT SURGERY, 2005
NUMBER OF SELECTED AMBULATORY SURGERY PATIENT VISITS BY PATIENT PROFILE

408 St. George Surgical Center

| Patient Profile | Patient Visits | | Patient Visits-All FASCs | |
|---|----------------|-------|--------------------------|------|
| | (#) | (%) | (#) | (%) |
| DISCHARGE STATUS | | | | |
| Home or Self Care | 1,308 | 100.0 | 74,273 | 87.2 |
| Another Hospital | 0 | 0.0 | 73 | 0.1 |
| Skilled Nursing Facility | 0 | 0.0 | 0 | 0.0 |
| Intermediate Care Facility | 0 | 0.0 | 0 | 0.0 |
| Another Type of Institution | 0 | 0.0 | 2 | 0.0 |
| Under Care of Home Service | 0 | 0.0 | 1 | 0.0 |
| Left Against Medical Advice | 0 | 0.0 | 0 | 0.0 |
| Under Care of Home IV Provider | 0 | 0.0 | 0 | 0.0 |
| Expired | 0 | 0.0 | 0 | 0.0 |
| Unknown | 0 | 0.0 | 10,836 | 12.7 |
| Not Reported | 0 | 0.0 | 0 | 0.0 |
| PRIMARY PAYER | | | | |
| Medicare | 478 | 36.5 | 26,849 | 31.5 |
| Medicaid | 90 | 6.9 | 5,633 | 6.6 |
| Other government | 18 | 1.4 | 2,207 | 2.6 |
| Blue Cross/Blue Shield | 184 | 14.1 | 16,389 | 19.2 |
| Other Commercial | 122 | 9.3 | 7,724 | 9.1 |
| Managed Care(HMO, PPO) | 266 | 20.3 | 21,754 | 25.5 |
| Self Pay | 102 | 7.8 | 1,039 | 1.2 |
| Industrial & Worker Comp | 42 | 3.2 | 2,186 | 2.6 |
| Charity and Unclassified | 0 | 0.0 | 150 | 0.2 |
| Childrens Health Insurance | 0 | 0.0 | 324 | 0.4 |
| Unknown | 0 | 0.0 | 91 | 0.1 |
| Not Reported | 6 | 0.5 | 839 | 1.0 |
| LOCAL HEALTH DISTRICT OF PATIENT RESIDENCE | | | | |
| Bear River | 0 | 0.0 | 3,935 | 4.6 |
| Central Utah | 7 | 0.5 | 1,393 | 1.6 |
| Davis County | 4 | 0.3 | 13,342 | 15.7 |
| Salt Lake County | 5 | 0.4 | 27,212 | 31.9 |
| Southeastern Utah | 1 | 0.1 | 782 | 0.9 |
| Southwest Utah | 1,067 | 81.6 | 5,072 | 6.0 |
| Summit County | 0 | 0.0 | 1,027 | 1.2 |
| Tooele County | 0 | 0.0 | 1,179 | 1.4 |
| Tri-County | 0 | 0.0 | 453 | 0.5 |
| Utah County | 3 | 0.2 | 10,349 | 12.1 |
| Wasatch County | 0 | 0.0 | 437 | 0.5 |
| Weber County | 0 | 0.0 | 15,834 | 18.6 |
| Unknown Utah | 1 | 0.1 | 36 | 0.0 |
| Outside Utah | 220 | 16.8 | 4,110 | 4.8 |
| Unknown, Not Reported | 0 | 0.0 | 24 | 0.0 |

SOURCE: Utah Ambulatory Surgery Database,
Utah Health Data Committee/Office of Health Care Statistics.

AMB ST 1-1
UTAH HOSPITAL AND FREESTANDING AMBULATORY SURGERY CENTER (FASC) UTILIZATION AND CHARGE PROFILE OF OUTPATIENT SURGERY, 2005
NUMBER OF CPT-4 AND ICD-9 REPORTABLE* PROCEDURES BY SELECTED AMBULATORY SURGERY REPORTING CATEGORY

409 St. Marks Outpatient Surgical Center

| | Procedures Performed | | Procedures Performed-All FASCs | |
|--|----------------------|-------|--------------------------------|-------|
| | (#) | (%) | (#) | (%) |
| Reporting Category(ICD-9-CM CODES) | 6,515 | 100.0 | 66,156 | 100.0 |
| Mastectomy (85.0-85.99) | 502 | 7.7 | 1,584 | 2.4 |
| Musculoskeletal (76.0-84.99) | 1,970 | 30.2 | 11,899 | 18.0 |
| Respiratory (30.0-34.99) | 23 | 0.4 | 119 | 0.2 |
| Cardiovascular (35.0-39.99) | 16 | 0.2 | 362 | 0.5 |
| Lymphatic/Hemetic (40.0-41.99) | 43 | 0.7 | 141 | 0.2 |
| Digestive System (42.0-54.99) | 582 | 8.9 | 13,725 | 20.7 |
| Urinary (55.0-59.99) | 5 | 0.1 | 322 | 0.5 |
| Male Genital (60.0-64.99) | 10 | 0.2 | 262 | 0.4 |
| Female Genital (65.0-71.99) | 319 | 4.9 | 1,797 | 2.7 |
| Endocrine/Nervous (01.0-07.99) | 406 | 6.2 | 3,838 | 5.8 |
| Eye (08.0-16.99) | 907 | 13.9 | 18,120 | 27.4 |
| Ear (18.0-20.99) | 293 | 4.5 | 3,735 | 5.6 |
| Nose, Mouth, Pharynx (21.0-29.99) | 1,439 | 22.1 | 10,252 | 15.5 |
| Reporting Category(CPT-4 CODES) | 6,769 | 100.0 | 117,978 | 100.0 |
| Mastectomy (19120-19220) | 459 | 6.8 | 622 | 0.5 |
| Musculoskeletal (20000-29909) | 2,253 | 33.3 | 24,588 | 20.8 |
| Respiratory (30000-32999 & 39501-39599) | 1,185 | 17.5 | 9,814 | 8.3 |
| Cardiovascular (33010-37799 & 93501-93660) | 55 | 0.8 | 760 | 0.6 |
| Lymphatic/Hemetic (38100-38999) | 47 | 0.7 | 188 | 0.2 |
| Digestive (40490-49999) | 921 | 13.6 | 39,759 | 33.7 |
| Urinary (50010-53899) | 5 | 0.1 | 1,679 | 1.4 |
| Male Genital (54000-55899) | 10 | 0.1 | 657 | 0.6 |
| Female Genital (56405-58999) | 252 | 3.7 | 2,830 | 2.4 |
| Endocrine/Nervous (60000-64999) | 390 | 5.8 | 11,257 | 9.5 |
| Eye (65091-68899) | 894 | 13.2 | 20,646 | 17.5 |
| Ear (69000-69979) | 298 | 4.4 | 5,178 | 4.4 |

SOURCE: Utah Ambulatory Surgery Database

Utah Health Data Committee/Office of Health Care Statistics.

Reportable* excludes codes in the former "Other" category and CPT blood draw codes in previous reports.

AMB ST 1-2
UTAH HOSPITAL AND FREESTANDING AMBULATORY SURGERY CENTER (FASC) UTILIZATION AND CHARGE PROFILE OF OUTPATIENT SURGERY, 2005
MOST COMMONLY PERFORMED CPT-4 AND ICD-9 REPORTABLE* PROCEDURES

409 St. Marks Outpatient Surgical Center

| ICD-9 CODE | ICD-9 DESCRIPTION | # | % | % ALL FASCs |
|----------------------|-------------------------------------|-------|-------|-------------|
| All ICD-9 Procedures | | 6,515 | 100.0 | 100.0 |
| 1371 | INSRT IOL-CATARACT EXTRACT-1 STAGE | 713 | 10.9 | 10.20 |
| 8521 | LOCAL EXCISION OF LESION OF BREAST | 420 | 6.4 | 0.87 |
| 2169 | OTHER TURBINECTOMY | 350 | 5.4 | 2.47 |
| 0443 | RELEASE OF CARPAL TUNNEL | 284 | 4.4 | 1.22 |
| 806 | EXCISION SEMILUNAR CARTILAGE KNEE | 276 | 4.2 | 2.10 |
| 5300 | UNILATERAL REPAIR ING HERNIA NOS | 255 | 3.9 | 0.55 |
| 2001 | MYRINGOTOMY WITH INSERTION OF TUBE | 250 | 3.8 | 4.58 |
| 2262 | EXC LESION MAX SINUS W/OTH APPRCH | 231 | 3.5 | 1.05 |
| 215 | SUBMUCOUS RESECTION OF NASAL SEPTUM | 160 | 2.5 | 0.73 |
| 283 | TONSILLECTOMY WITH ADENOIDECTOMY | 155 | 2.4 | 2.03 |
| 8183 | OTHER REPAIR OF SHOULDER | 142 | 2.2 | 1.16 |
| 2263 | ETHMOIDECTOMY | 139 | 2.1 | 1.94 |
| 8211 | TENOTOMY OF HAND | 132 | 2.0 | 0.42 |
| 282 | TONSILLECTOMY WITHOUT ADENOIDECTOMY | 93 | 1.4 | 0.90 |
| 8221 | EXCISION LESION TENDON SHEATH HAND | 92 | 1.4 | 0.33 |
| 7860 | REMOVAL IMPL DEVICE UNSPEC SITE | 90 | 1.4 | 0.41 |
| 5349 | OTHER UMBILICAL HERNIORRHAPHY | 82 | 1.3 | 0.20 |
| 6902 | DILATION&CURET FOLLOWING DELIV/AB | 82 | 1.3 | 0.14 |
| 8086 | OTH LOCAL EXC/DESTRUC LES KNEE JNT | 73 | 1.1 | 1.00 |
| 8363 | ROTATOR CUFF REPAIR | 68 | 1.0 | 0.65 |

| CPT-4 CODE | CPT-4 DESCRIPTION | # | % | % ALL FASCs |
|----------------------|-----------------------------------|-------|-------|-------------|
| All CPT-4 Procedures | | 6,769 | 100.0 | 100.0 |
| 66984 | EXTRACAPSULAR CATARACT REMV IOL | 713 | 10.5 | 10.00 |
| 30140 | SUBMUCOS RES TURBINATE PART/CMPL | 346 | 5.1 | 2.13 |
| 64721 | NEUROPLASTY; MEDIAN CARPAL TUNNE | 284 | 4.2 | 1.23 |
| 19120 | EXC BRST CYST TUMR/LES OPN M/F 1 | 273 | 4.0 | 0.33 |
| 69436 | TYMPANOSTOMY GENERAL ANESTHESIA | 250 | 3.7 | 3.73 |
| 29881 | SCOPE KNEE SURG;W/MENISCECT MED/ | 237 | 3.5 | 1.78 |
| 31267 | NASL/SINUS ENDO; W/TISS REMV MAX | 231 | 3.4 | 0.90 |
| 49505 | REPR INIT ING HERNIA 5YR/MORE; R | 223 | 3.3 | 0.62 |
| 30520 | SEPTOPLASTY/SUBMUCOS RES W/GFT | 159 | 2.3 | 1.40 |
| 29826 | SCOPE SHOULDER; DECOMP SUBACROM | 142 | 2.1 | 1.02 |
| 31255 | NASAL/SINUS ENDO; W/TOT ETHMOECT | 139 | 2.1 | 1.01 |
| 26055 | TENDON SHEATH INCISION | 132 | 2.0 | 0.58 |
| 19125 | EXC BRST LES ID RAD MARKR OPN;1 | 130 | 1.9 | 0.13 |
| 42820 | T&A; UNDER AGE 12 | 117 | 1.7 | 1.47 |
| 31254 | NASAL/SINUS ENDO; W/PART ETHMOEC | 97 | 1.4 | 0.37 |
| 42826 | TONSILLECTOMY PRIM/SEC; AGE 12/O | 87 | 1.3 | 0.74 |
| 20680 | REMOVAL OF IMPLANT; DEEP | 80 | 1.2 | 0.78 |
| 28285 | CORRECTION HAMMERTOES | 62 | 0.9 | 0.83 |
| 31288 | NASAL ENDO W/SPHENOIDDOT; REMV TI | 57 | 0.8 | 0.11 |
| 49587 | REPR UMBIL HERNIA 5YR/OVER; INCA | 57 | 0.8 | 0.10 |

SOURCE: Utah Ambulatory Surgery Database

Utah Health Data Committee/Office of Health Care Statistics

Reportable* excludes codes in the former "Other" category and CPT4 blood draw codes in previous reports.

AMB ST 1-3

UTAH HOSPITAL AND FREESTANDING AMBULATORY SURGERY CENTER (FASC) UTILIZATION AND CHARGE PROFILE OF OUTPATIENT SURGERY, 2005
 AVERAGE TOTAL CHARGES FOR MOST COMMONLY PERFORMED CPT-4 AND ICD-9 REPORTABLE* PROCEDURES, SINGLE ICD-9 OR CPT-4 ONLY

409 St. Marks Outpatient Surgical Center

| ICD-9 CODE | ICD-9 DESCRIPTION | # | AVE TOT CHR | AVE TOT CHR(ALL FASCs) |
|------------------|-------------------------------------|-------|-------------|-------------------------|
| ICD-9 Procedures | | 3,625 | \$1,028 | \$1,608 |
| 1371 | INSRT IOL-CATARACT EXTRACT-1 STAGE | 709 | \$1,264 | \$2,536 |
| 8521 | LOCAL EXCISION OF LESION OF BREAST | 337 | \$721 | \$913 |
| 806 | EXCISION SEMILUNAR CARTILAGE KNEE | 209 | \$1,221 | \$3,363 |
| 5300 | UNILATERAL REPAIR ING HERNIA NOS | 191 | \$898 | \$1,716 |
| 0443 | RELEASE OF CARPAL TUNNEL | 162 | \$652 | \$1,672 |
| 283 | TONSILLECTOMY WITH ADENOIDECTOMY | 142 | \$889 | \$1,302 |
| 6902 | DILATION&CURET FOLLOWING DELIV/AB | 82 | \$745 | \$822 |
| 8221 | EXCISION LESION TENDON SHEATH HAND | 74 | \$771 | \$1,615 |
| 7860 | REMOVAL IMPL DEVICE UNSPEC SITE | 72 | \$744 | \$1,716 |
| 282 | TONSILLECTOMY WITHOUT ADENOIDECTOMY | 69 | \$849 | \$1,316 |
| 5349 | OTHER UMBILICAL HERNIORRHAPHY | 65 | \$1,179 | \$2,231 |
| 8183 | OTHER REPAIR OF SHOULDER | 65 | \$1,438 | \$6,831 |
| 8211 | TENOTOMY OF HAND | 63 | \$667 | \$1,735 |
| 1163 | PKP WITH AUTOGRAFT | 61 | \$1,175 | \$1,314 |
| 4946 | EXCISION OF HEMORRHOIDS | 49 | \$818 | \$1,134 |
| 8086 | OTH LOCAL EXC/DESTRUC LES KNEE JNT | 44 | \$1,318 | \$3,661 |
| 8332 | EXCISION OF LESION OF MUSCLE | 44 | \$872 | \$1,712 |
| 4939 | OTH LOC EXC/DESTRUC LES/TISSUE ANUS | 42 | \$668 | \$668 |
| 6829 | OTH EXCISION/DESTRUC LESION UTERUS | 40 | \$1,656 | \$1,656 |
| 4912 | ANAL FISTULECTOMY | 36 | \$782 | \$889 |

| CPT-4 CODE | CPT-4 DESCRIPTION | # | AVE TOT CHR | AVE TOT CHR(ALL FASCs) |
|------------------|----------------------------------|-------|-------------|-------------------------|
| CPT-4 Procedures | | 3,575 | \$1,021 | \$1,829 |
| 66984 | EXTRACAPSULAR CATARACT REMV IOL | 709 | \$1,264 | \$2,592 |
| 19120 | EXC BRST CYST TUMR/LES OPN M/F 1 | 230 | \$730 | \$967 |
| 29881 | SCOPE KNEE SURG;W/MENISCECT MED/ | 180 | \$1,229 | \$2,742 |
| 49505 | REPR INIT ING HERNIA 5YR/MORE; R | 166 | \$877 | \$1,931 |
| 64721 | NEUROPLASTY; MEDIAN CARPAL TUNNE | 160 | \$645 | \$1,668 |
| 19125 | EXC BRST LES ID RAD MARKR OPN;1 | 108 | \$729 | \$793 |
| 42820 | T&A; UNDER AGE 12 | 103 | \$869 | \$1,432 |
| 42826 | TONSILLECTOMY PRIM/SEC; AGE 12/O | 66 | \$866 | \$1,419 |
| 20680 | REMOVAL OF IMPLANT; DEEP | 63 | \$786 | \$1,603 |
| 26055 | TENDON SHEATH INCISION | 63 | \$667 | \$1,781 |
| 29826 | SCOPE SHOULDER; DECOMP SUBACROM | 53 | \$1,321 | \$3,358 |
| 65730 | KERATOPLSTY; PENETRAT NOT APHAKI | 53 | \$1,158 | \$5,020 |
| 49587 | REPR UMBIL HERNIA 5YR/OVER; INCA | 48 | \$1,295 | \$2,479 |
| 58563 | HYSTEROSC SURG; W/ENDOMETRIAL AB | 40 | \$1,656 | \$3,149 |
| 46200 | FISSURECTOMY W/WO SPHINCTEROTOMY | 38 | \$673 | \$731 |
| 25111 | EXCISION OF GANGLION WRIST; PRIM | 35 | \$880 | \$1,777 |
| 26160 | EXC LES TEND SHETH/JNT CAP HND/F | 35 | \$659 | \$1,597 |
| 42821 | T&A; AGE 12 OR OVER | 35 | \$888 | \$1,366 |
| 29877 | SCOPE KNEE SURG; DEBRID/SHAVE CA | 31 | \$1,348 | \$2,751 |
| 19160 | MASTECTOMY PARTIAL; | 30 | \$1,033 | \$1,161 |

SOURCE: Utah Ambulatory Surgery Database

Reportable* excludes codes in the former "Other" category and CPT4 blood draw codes in previous reports.

AMB ST 1-4
UTAH HOSPITAL AND FREESTANDING AMBULATORY SURGERY CENTER (FASC) UTILIZATION AND CHARGE PROFILE OF OUTPATIENT SURGERY, 2005
PROCEDURE APG CATEGORY, PROCEDURE APG, BASED ON REPORTABLE* CPT-4 PROCEDURES

409 St. Marks Outpatient Surgical Center

| Procedure APG category | | TOTAL # | TOTAL # (ALL FASCs) |
|------------------------|---|---------|---------------------|
| Procedure APG | | | |
| 01 | INTEGUMENTARY SYSTEM | 681 | 1,743 |
| | 002 SUPERFICIAL NEEDLE BIOPSY AND ASPIRATION | 1 | 29 |
| | 003 COMPLEX INCISION AND DRAINAGE | 5 | 26 |
| | 004 SIMPLE INCISION AND DRAINAGE | 2 | 4 |
| | 006 SIMPLE DEBRIDEMENT AND DESTRUCTION | 1 | 23 |
| | 007 COMPLEX EXCISION, BIOPSY AND DEBRIDEMENT | 93 | 359 |
| | 008 SIMPLE EXCISION AND BIOPSY | 100 | 551 |
| | 009 COMPLEX SKIN REPAIRS INCL INTEGUMENT GRAFTS, TRANSFER & REARRANGE | 20 | 129 |
| | 011 SIMPLE INCISION AND EXCISION OF BREAST | 419 | 553 |
| | 012 BREAST RECONSTRUCTION AND MASTECTOMY | 40 | 69 |
| 02 | MUSCULOSKELETAL SYSTEM | 1,970 | 22,851 |
| | 021 COMPLEX MUSCULOSKELETAL PROCEDURES EXCLUDING HAND AND FOOT | 197 | 2,301 |
| | 022 SIMPLE MUSCULOSKELETAL PROCEDURES EXCLUDING HAND AND FOOT | 71 | 632 |
| | 023 COMPLEX HAND AND FOOT MUSCULOSKELETAL PROCEDURES | 114 | 849 |
| | 024 SIMPLE HAND AND FOOT MUSCULOSKELETAL PROCEDURES | 560 | 5,395 |
| | 025 ARTHROSCOPY | 704 | 9,769 |
| | 029 CLOSED TREATMENT FX & DISLOCATION EXC FINGER, TOE & TRUNK | 3 | 117 |
| | 030 OPEN OR PERCUTANEOUS TREATMENT OF FRACTURES | 114 | 1,212 |
| | 031 BONE OR JOINT MANIPULATION UNDER ANESTHESIA | 41 | 216 |
| | 032 BUNION PROCEDURES | 91 | 1,149 |
| | 033 ARTHROPLASTY | 40 | 217 |
| | 034 HAND AND FOOT TENOTOMY | 6 | 110 |
| | 035 ARTHROCENTESIS AND LIGAMENT OR TENDON INJECTION | 29 | 869 |
| 03 | RESPIRATORY SYSTEM | 618 | 4,466 |
| | 053 COMPLEX ENDOSCOPY OF THE UPPER AIRWAY | 618 | 4,423 |
| 04 | CARDIOVASCULAR SYSTEM | 47 | 668 |
| | 077 ANGIOPLASTY AND TRANSCATHETER PROCEDURES | 9 | 234 |
| | 079 REMOVAL AND REVISION OF PACEMAKER AND VASCULAR DEVICE | 9 | 24 |
| | 080 MINOR VASCULAR REPAIR AND FISTULA CONSTRUCTION | 1 | 4 |
| | 081 SECONDARY VARICOSE VEINS AND VASCULAR INJECTION | 3 | 25 |
| | 082 VASCULAR LIGATION | 25 | 381 |
| 05 | HEMATOLOGIC, LYMPHATIC, AND ENDOCRINE | 50 | 217 |
| | 095 DEEP LYMPH STRUCTURE AND THYROID PROCEDURES | 50 | 217 |
| 06 | DIGESTIVE SYSTEM | 675 | 33,057 |
| | 113 ANOSCOPY WITH BIOPSY AND DIAGNOSTIC PROCTOSIGMOIDOSCOPY | 3 | 106 |
| | 115 DIAGNOSTIC UPPER GI ENDOSCOPY OR INTUBATION | 1 | 7,909 |
| | 116 THERAPEUTIC UPPER GI ENDOSCOPY OR INTUBATION | 1 | 2,398 |
| | 119 HERNIA AND HYDROCELE PROCEDURES | 387 | 1,396 |
| | 120 COMPLEX ANAL AND RECTAL PROCEDURES | 133 | 222 |
| | 121 SIMPLE ANAL AND RECTAL PROCEDURES | 5 | 38 |
| | 122 MISCELLANEOUS ABDOMINAL PROCEDURES | 3 | 29 |
| | 123 COMPLEX LAPAROSCOPIC PROCEDURES | 142 | 2,024 |
| 07 | URINARY SYSTEM | 5 | 1,645 |
| | 134 COMPLEX CYSTOURETHROSCOPY AND LITHOLAPAXY | 3 | 502 |
| | 135 MODERATE CYSTOURETHROSCOPY | 1 | 440 |
| | 136 SIMPLE CYSTOURETHROSCOPY | 1 | 106 |

AMB ST 1-4
UTAH HOSPITAL AND FREESTANDING AMBULATORY SURGERY CENTER (FASC) UTILIZATION AND CHARGE PROFILE OF OUTPATIENT SURGERY, 2005
PROCEDURE APG CATEGORY, PROCEDURE APG, BASED ON REPORTABLE* CPT-4 PROCEDURES

409 St. Marks Outpatient Surgical Center

| procedure APG category procedure APG | TOTAL # | TOTAL # (ALL FASCs) |
|--|---------|---------------------|
| 08 MALE GENITAL SYSTEM | 7 | 588 |
| 151 TESTICULAR AND EPIDIDYMAL PROCEDURES | 7 | 404 |
| 09 FEMALE GENITAL SYSTEM | 145 | 1,642 |
| 176 COMPLEX FEMALE REPRODUCTIVE PROCEDURES | 9 | 178 |
| 177 SIMPLE FEMALE REPRODUCTIVE PROCEDURES | 42 | 411 |
| 178 DILATION AND CURETTAGE | 21 | 184 |
| 179 HYSTEROSCOPY | 70 | 848 |
| 180 COLPOSCOPY | 3 | 21 |
| 10 NERVOUS SYSTEM | 380 | 10,825 |
| 195 NERVOUS SYSTEM INJECTIONS, STIMULATIONS OR CRANIAL TAP | 1 | 8,220 |
| 198 NERVE REPAIR AND DESTRUCTION | 379 | 2,439 |
| 11 EYE AND OCULAR ADNEXA | 894 | 20,551 |
| 214 CATARACT PROCEDURES | 727 | 12,253 |
| 215 COMPLEX ANTERIOR SEGMENT EYE PROCEDURES | 70 | 957 |
| 216 MODERATE ANTERIOR SEGMENT EYE PROCEDURES | 32 | 809 |
| 217 SIMPLE ANTERIOR SEGMENT EYE PROCEDURES | 7 | 704 |
| 220 STRABISMUS AND MUSCLE EYE PROCEDURES | 41 | 545 |
| 221 COMPLEX REPAIR AND PLASTIC PROCEDURES OF EYE | 5 | 1,823 |
| 222 SIMPLE REPAIR AND PLASTIC PROCEDURES OF EYE | 8 | 388 |
| 223 VITRECTOMY | 4 | 570 |
| 12 FACIAL, EAR, NOSE, MOUTH AND THROAT | 1,253 | 18,833 |
| 233 NASAL CAUTERIZATION AND PACKING | 4 | 84 |
| 234 COMPLEX FACIAL AND ENT PROCEDURES | 301 | 3,106 |
| 235 SIMPLE FACIAL AND ENT PROCEDURES | 676 | 11,701 |
| 236 TONSIL AND ADENOID PROCEDURES | 272 | 3,942 |

SOURCE: Utah Ambulatory Surgery Database

Utah Health Data Committee/Office of Health Care Statistics

Reportable* excludes codes in the former "Other" category and CPT blood draw codes in previous reports.

AMB ST 1-5
UTAH HOSPITAL AND FREESTANDING AMBULATORY SURGERY CENTER (FASC) UTILIZATION AND CHARGE PROFILE OF OUTPATIENT SURGERY, 2005
PROCEDURE APG CATEGORY, PROCEDURE APG, SINGLE APG ONLY
BASED ON REPORTABLE* CPT-4 PROCEDURES

409 St. Marks Outpatient Surgical Center

| Procedure APG category | Procedure APG | TOTAL # | AVE TOT CHR | AVE TOT CHR(ALL FASCs) |
|------------------------|---|---------|-------------|-------------------------|
| 01 | INTEGUMENTARY SYSTEM | 521 | \$782 | \$1,328 |
| | 003 COMPLEX INCISION AND DRAINAGE | 4 | \$715 | \$1,219 |
| | 004 SIMPLE INCISION AND DRAINAGE | 1 | \$798 | \$1,103 |
| | 006 SIMPLE DEBRIDEMENT AND DESTRUCTION | 1 | \$839 | \$1,374 |
| | 007 COMPLEX EXCISION, BIOPSY AND DEBRIDEMENT | 70 | \$858 | \$1,419 |
| | 008 SIMPLE EXCISION AND BIOPSY | 69 | \$795 | \$1,377 |
| | 009 COMPLEX SKIN REPAIRS INCL INTEGUMENT GRAFTS, TRANSFER & REARRAN | 3 | \$1,004 | \$3,373 |
| | 011 SIMPLE INCISION AND EXCISION OF BREAST | 338 | \$729 | \$919 |
| | 012 BREAST RECONSTRUCTION AND MASTECTOMY | 35 | \$1,105 | \$1,472 |
| 02 | MUSCULOSKELETAL SYSTEM | 1,013 | \$1,086 | \$2,609 |
| | 021 COMPLEX MUSCULOSKELETAL PROCEDURES EXCLUDING HAND AND FOOT | 77 | \$1,181 | \$3,178 |
| | 022 SIMPLE MUSCULOSKELETAL PROCEDURES EXCLUDING HAND AND FOOT | 43 | \$782 | \$2,534 |
| | 023 COMPLEX HAND AND FOOT MUSCULOSKELETAL PROCEDURES | 44 | \$884 | \$2,512 |
| | 024 SIMPLE HAND AND FOOT MUSCULOSKELETAL PROCEDURES | 281 | \$784 | \$1,799 |
| | 025 ARTHROSCOPY | 411 | \$1,359 | \$3,279 |
| | 029 CLOSED TREATMENT FX & DISLOCATION EXC FINGER, TOE & TRUNK | 3 | \$776 | \$1,401 |
| | 030 OPEN OR PERCUTANEOUS TREATMENT OF FRACTURES | 93 | \$1,050 | \$2,467 |
| | 031 BONE OR JOINT MANIPULATION UNDER ANESTHESIA | 18 | \$593 | \$1,531 |
| | 032 BUNION PROCEDURES | 27 | \$1,185 | \$2,034 |
| | 033 ARTHROPLASTY | 16 | \$930 | \$2,604 |
| 03 | RESPIRATORY SYSTEM | 25 | \$894 | \$1,524 |
| | 053 COMPLEX ENDOSCOPY OF THE UPPER AIRWAY | 25 | \$894 | \$1,558 |
| 04 | CARDIOVASCULAR SYSTEM | 12 | \$964 | \$1,547 |
| | 079 REMOVAL AND REVISION OF PACEMAKER AND VASCULAR DEVICE | 8 | \$881 | \$1,295 |
| | 081 SECONDARY VARICOSE VEINS AND VASCULAR INJECTION | 1 | \$670 | \$1,576 |
| | 082 VASCULAR LIGATION | 3 | \$1,285 | \$1,337 |
| 05 | HEMATOLOGIC, LYMPHATIC, AND ENDOCRINE | 37 | \$853 | \$1,753 |
| | 095 DEEP LYMPH STRUCTURE AND THYROID PROCEDURES | 37 | \$853 | \$1,753 |
| 06 | DIGESTIVE SYSTEM | 511 | \$941 | \$1,225 |
| | 113 ANOSCOPY WITH BIOPSY AND DIAGNOSTIC PROCTOSIGMOIDOSCOPY | 3 | \$551 | \$643 |
| | 116 THERAPEUTIC UPPER GI ENDOSCOPY OR INTUBATION | 1 | \$445 | \$954 |
| | 119 HERNIA AND HYDROCELE PROCEDURES | 277 | \$972 | \$2,089 |
| | 120 COMPLEX ANAL AND RECTAL PROCEDURES | 132 | \$758 | \$1,165 |
| | 121 SIMPLE ANAL AND RECTAL PROCEDURES | 4 | \$728 | \$1,487 |
| | 122 MISCELLANEOUS ABDOMINAL PROCEDURES | 1 | \$997 | \$1,206 |
| | 123 COMPLEX LAPAROSCOPIC PROCEDURES | 93 | \$1,134 | \$3,381 |
| 08 | MALE GENITAL SYSTEM | 3 | \$859 | \$1,856 |
| | 151 TESTICULAR AND EPIDIDYMAL PROCEDURES | 3 | \$859 | \$2,108 |
| 09 | FEMALE GENITAL SYSTEM | 115 | \$1,147 | \$2,168 |
| | 176 COMPLEX FEMALE REPRODUCTIVE PROCEDURES | 8 | \$870 | \$2,417 |
| | 177 SIMPLE FEMALE REPRODUCTIVE PROCEDURES | 27 | \$863 | \$1,427 |
| | 178 DILATION AND CURETTAGE | 16 | \$759 | \$1,254 |
| | 179 HYSTEROSCOPY | 61 | \$1,418 | \$2,593 |
| | 180 COLPOSCOPY | 3 | \$1,021 | \$1,366 |
| 10 | NERVOUS SYSTEM | 197 | \$687 | \$1,048 |

AMB ST 1-5
UTAH HOSPITAL AND FREESTANDING AMBULATORY SURGERY CENTER (FASC) UTILIZATION AND CHARGE PROFILE OF OUTPATIENT SURGERY, 2005
PROCEDURE APG CATEGORY, PROCEDURE APG, SINGLE APG ONLY
BASED ON REPORTABLE* CPT-4 PROCEDURES

409 St. Marks Outpatient Surgical Center

| procedure APG category | Procedure APG | TOTAL # | AVE TOT CHR | AVE TOT CHR(ALL FASCs) |
|------------------------|--|---------|-------------|-------------------------|
| | 198 NERVE REPAIR AND DESTRUCTION | 197 | \$687 | \$1,769 |
| 11 | EYE AND OCULAR ADNEXA | 817 | \$1,245 | \$2,379 |
| | 214 CATARACT PROCEDURES | 720 | \$1,268 | \$2,612 |
| | 215 COMPLEX ANTERIOR SEGMENT EYE PROCEDURES | 64 | \$1,153 | \$2,595 |
| | 216 MODERATE ANTERIOR SEGMENT EYE PROCEDURES | 19 | \$881 | \$2,214 |
| | 217 SIMPLE ANTERIOR SEGMENT EYE PROCEDURES | 4 | \$815 | \$2,178 |
| | 220 STRABISMUS AND MUSCLE EYE PROCEDURES | 1 | \$1,112 | \$2,847 |
| | 221 COMPLEX REPAIR AND PLASTIC PROCEDURES OF EYE | 4 | \$1,246 | \$2,050 |
| | 222 SIMPLE REPAIR AND PLASTIC PROCEDURES OF EYE | 5 | \$895 | \$1,353 |
| 12 | FACIAL, EAR, NOSE, MOUTH AND THROAT | 310 | \$945 | \$1,728 |
| | 233 NASAL CAUTERIZATION AND PACKING | 2 | \$798 | \$1,070 |
| | 234 COMPLEX FACIAL AND ENT PROCEDURES | 39 | \$1,451 | \$2,098 |
| | 235 SIMPLE FACIAL AND ENT PROCEDURES | 59 | \$899 | \$1,886 |
| | 236 TONSIL AND ADENOID PROCEDURES | 210 | \$865 | \$1,408 |

SOURCE: Utah Ambulatory Surgery Database

Utah Health Data Committee/Office of Health Care Statistics

Reportable* excludes codes in the former "Other" category and CPT blood draw codes in previous reports.

AMB ST 1-6
UTAH HOSPITAL AND FREESTANDING AMBULATORY SURGERY CENTER (FASC) UTILIZATION AND CHARGE PROFILE OF OUTPATIENT SURGERY, 2005
NUMBER OF SELECTED AMBULATORY SURGERY PATIENT VISITS BY PATIENT PROFILE

409 St. Marks Outpatient Surgical Center

| Patient Profile | Patient Visits | | Patient Visits-All FASCs | |
|----------------------------|----------------|-------|--------------------------|------|
| | (#) | (%) | (#) | (%) |
| GENDER | | | | |
| Female | 2,838 | 58.7 | 46,953 | 55.1 |
| Male | 1,990 | 41.2 | 38,149 | 44.8 |
| Unknown | 0 | 0.0 | 39 | 0.0 |
| Not Reported | 5 | 0.1 | 44 | 0.1 |
| AGE | | | | |
| 1-28 days | 0 | 0.0 | 0 | 0.0 |
| 29-365 days | 35 | 0.7 | 594 | 0.7 |
| 1-4 years | 118 | 2.4 | 4,739 | 5.6 |
| 5-9 | 93 | 1.9 | 2,401 | 2.8 |
| 10-14 | 83 | 1.7 | 1,336 | 1.6 |
| 15-17 | 105 | 2.2 | 1,477 | 1.7 |
| 18-19 | 106 | 2.2 | 1,299 | 1.5 |
| 20-24 | 268 | 5.5 | 3,472 | 4.1 |
| 25-29 | 327 | 6.8 | 3,624 | 4.3 |
| 30-34 | 273 | 5.6 | 3,616 | 4.2 |
| 35-39 | 287 | 5.9 | 3,598 | 4.2 |
| 40-44 | 335 | 6.9 | 4,506 | 5.3 |
| 45-49 | 410 | 8.5 | 5,414 | 6.4 |
| 50-54 | 484 | 10.0 | 7,673 | 9.0 |
| 55-59 | 418 | 8.6 | 7,166 | 8.4 |
| 60-64 | 389 | 8.0 | 6,418 | 7.5 |
| 65-69 | 365 | 7.6 | 7,432 | 8.7 |
| 70-74 | 271 | 5.6 | 7,255 | 8.5 |
| 75-79 | 256 | 5.3 | 6,544 | 7.7 |
| 80-84 | 140 | 2.9 | 4,314 | 5.1 |
| 85-89 | 51 | 1.1 | 1,833 | 2.2 |
| 90 + | 19 | 0.4 | 467 | 0.5 |
| Not Reported | 0 | 0.0 | 7 | 0.0 |
| SOURCE OF ADMISSION | | | | |
| Physician Referral | 4,833 | 100.0 | 71,765 | 84.2 |
| Clinic Referral | 0 | 0.0 | 857 | 1.0 |
| HMO Referral | 0 | 0.0 | 3 | 0.0 |
| Other Hospital | 0 | 0.0 | 0 | 0.0 |
| Skilled Nursing Facility | 0 | 0.0 | 1 | 0.0 |
| Other Health Care Facility | 0 | 0.0 | 3 | 0.0 |
| Emergency Room | 0 | 0.0 | 0 | 0.0 |
| Court/Law Enforcement | 0 | 0.0 | 0 | 0.0 |
| Unknown | 0 | 0.0 | 1,361 | 1.6 |
| Not Reported | 0 | 0.0 | 11,195 | 13.1 |

(Continued)

AMB ST 1-6
UTAH HOSPITAL AND FREESTANDING AMBULATORY SURGERY CENTER (FASC) UTILIZATION AND CHARGE PROFILE OF OUTPATIENT SURGERY, 2005
NUMBER OF SELECTED AMBULATORY SURGERY PATIENT VISITS BY PATIENT PROFILE

409 St. Marks Outpatient Surgical Center

| Patient Profile | Patient Visits | | Patient Visits-All FASCs | |
|---|----------------|------|--------------------------|------|
| | (#) | (%) | (#) | (%) |
| DISCHARGE STATUS | | | | |
| Home or Self Care | 4,816 | 99.6 | 74,273 | 87.2 |
| Another Hospital | 17 | 0.4 | 73 | 0.1 |
| Skilled Nursing Facility | 0 | 0.0 | 0 | 0.0 |
| Intermediate Care Facility | 0 | 0.0 | 0 | 0.0 |
| Another Type of Institution | 0 | 0.0 | 2 | 0.0 |
| Under Care of Home Service | 0 | 0.0 | 1 | 0.0 |
| Left Against Medical Advice | 0 | 0.0 | 0 | 0.0 |
| Under Care of Home IV Provider | 0 | 0.0 | 0 | 0.0 |
| Expired | 0 | 0.0 | 0 | 0.0 |
| Unknown | 0 | 0.0 | 10,836 | 12.7 |
| Not Reported | 0 | 0.0 | 0 | 0.0 |
| PRIMARY PAYER | | | | |
| Medicare | 1,013 | 21.0 | 26,849 | 31.5 |
| Medicaid | 233 | 4.8 | 5,633 | 6.6 |
| Other government | 12 | 0.2 | 2,207 | 2.6 |
| Blue Cross/Blue Shield | 1,389 | 28.7 | 16,389 | 19.2 |
| Other Commercial | 295 | 6.1 | 7,724 | 9.1 |
| Managed Care(HMO, PPO) | 1,530 | 31.7 | 21,754 | 25.5 |
| Self Pay | 0 | 0.0 | 1,039 | 1.2 |
| Industrial & Worker Comp | 226 | 4.7 | 2,186 | 2.6 |
| Charity and Unclassified | 0 | 0.0 | 150 | 0.2 |
| Childrens Health Insurance | 54 | 1.1 | 324 | 0.4 |
| Unknown | 0 | 0.0 | 91 | 0.1 |
| Not Reported | 81 | 1.7 | 839 | 1.0 |
| LOCAL HEALTH DISTRICT OF PATIENT RESIDENCE | | | | |
| Bear River | 14 | 0.3 | 3,935 | 4.6 |
| Central Utah | 14 | 0.3 | 1,393 | 1.6 |
| Davis County | 150 | 3.1 | 13,342 | 15.7 |
| Salt Lake County | 3,961 | 82.0 | 27,212 | 31.9 |
| Southeastern Utah | 24 | 0.5 | 782 | 0.9 |
| Southwest Utah | 12 | 0.2 | 5,072 | 6.0 |
| Summit County | 75 | 1.6 | 1,027 | 1.2 |
| Tooele County | 251 | 5.2 | 1,179 | 1.4 |
| Tri-County | 32 | 0.7 | 453 | 0.5 |
| Utah County | 100 | 2.1 | 10,349 | 12.1 |
| Wasatch County | 18 | 0.4 | 437 | 0.5 |
| Weber County | 29 | 0.6 | 15,834 | 18.6 |
| Unknown Utah | 0 | 0.0 | 36 | 0.0 |
| Outside Utah | 150 | 3.1 | 4,110 | 4.8 |
| Unknown, Not Reported | 3 | 0.1 | 24 | 0.0 |

SOURCE: Utah Ambulatory Surgery Database,
Utah Health Data Committee/Office of Health Care Statistics.

AMB ST 1-1
UTAH HOSPITAL AND FREESTANDING AMBULATORY SURGERY CENTER (FASC) UTILIZATION AND CHARGE PROFILE OF OUTPATIENT SURGERY, 2005
NUMBER OF CPT-4 AND ICD-9 REPORTABLE* PROCEDURES BY SELECTED AMBULATORY SURGERY REPORTING CATEGORY

410 SurgiCare Center of Utah

| | Procedures Performed | | Procedures Performed-All FASCs | |
|--|----------------------|-------|--------------------------------|-------|
| | (#) | (%) | (#) | (%) |
| Reporting Category(ICD-9-CM CODES) | . | . | 66,156 | 100.0 |
| Mastectomy (85.0-85.99) | . | . | 1,584 | 2.4 |
| Musculoskeletal (76.0-84.99) | . | . | 11,899 | 18.0 |
| Respiratory (30.0-34.99) | . | . | 119 | 0.2 |
| Cardiovascular (35.0-39.99) | . | . | 362 | 0.5 |
| Lymphatic/Hemetic (40.0-41.99) | . | . | 141 | 0.2 |
| Digestive System (42.0-54.99) | . | . | 13,725 | 20.7 |
| Urinary (55.0-59.99) | . | . | 322 | 0.5 |
| Male Genital (60.0-64.99) | . | . | 262 | 0.4 |
| Female Genital (65.0-71.99) | . | . | 1,797 | 2.7 |
| Endocrine/Nervous (01.0-07.99) | . | . | 3,838 | 5.8 |
| Eye (08.0-16.99) | . | . | 18,120 | 27.4 |
| Ear (18.0-20.99) | . | . | 3,735 | 5.6 |
| Nose, Mouth, Pharynx (21.0-29.99) | . | . | 10,252 | 15.5 |
| Reporting Category(CPT-4 CODES) | 1,505 | 100.0 | 117,978 | 100.0 |
| Mastectomy (19120-19220) | 0 | 0.0 | 622 | 0.5 |
| Musculoskeletal (20000-29909) | 0 | 0.0 | 24,588 | 20.8 |
| Respiratory (30000-32999 & 39501-39599) | 11 | 0.7 | 9,814 | 8.3 |
| Cardiovascular (33010-37799 & 93501-93660) | 0 | 0.0 | 760 | 0.6 |
| Lymphatic/Hemetic (38100-38999) | 0 | 0.0 | 188 | 0.2 |
| Digestive (40490-49999) | 0 | 0.0 | 39,759 | 33.7 |
| Urinary (50010-53899) | 0 | 0.0 | 1,679 | 1.4 |
| Male Genital (54000-55899) | 0 | 0.0 | 657 | 0.6 |
| Female Genital (56405-58999) | 0 | 0.0 | 2,830 | 2.4 |
| Endocrine/Nervous (60000-64999) | 0 | 0.0 | 11,257 | 9.5 |
| Eye (65091-68899) | 1,494 | 99.3 | 20,646 | 17.5 |
| Ear (69000-69979) | 0 | 0.0 | 5,178 | 4.4 |

SOURCE: Utah Ambulatory Surgery Database

Utah Health Data Committee/Office of Health Care Statistics.

Reportable* excludes codes in the former "Other" category and CPT blood draw codes in previous reports.

AMB ST 1-2
UTAH HOSPITAL AND FREESTANDING AMBULATORY SURGERY CENTER (FASC) UTILIZATION AND CHARGE PROFILE OF OUTPATIENT SURGERY, 2005
MOST COMMONLY PERFORMED CPT-4 AND ICD-9 REPORTABLE* PROCEDURES

410 SurgiCare Center of Utah

| ICD-9 CODE | ICD-9 DESCRIPTION | # | % | % ALL FASCs |
|------------|-------------------|---|---|-------------|
|------------|-------------------|---|---|-------------|

All ICD-9 Procedures

Does not report ICDs

| CPT-4 CODE | CPT-4 DESCRIPTION | # | % | % ALL FASCs |
|------------|-------------------|---|---|-------------|
|------------|-------------------|---|---|-------------|

| | | | | |
|----------------------|----------------------------------|-------|-------|-------|
| All CPT-4 Procedures | | 1,505 | 100.0 | 100.0 |
| 66984 | EXTRACAPSULAR CATARACT REMV IOL | 956 | 63.5 | 10.00 |
| 66821 | DISCISSION 2ND CATARACT; LASER S | 156 | 10.4 | 1.66 |
| 67904 | REPR BLEPHAROPTOSIS; RESECT-EXT | 97 | 6.4 | 0.56 |
| 67917 | REPAIR OF ECTROPION; EXTENSIVE | 44 | 2.9 | 0.19 |
| 67038 | VITRECTOMY MECH; W/MEMBRANE STRI | 18 | 1.2 | 0.24 |
| 66170 | FISTULIZ SCLER; TRABECULECT AB E | 16 | 1.1 | 0.16 |
| 65426 | EXC/TRANSPOSITION PTERYGIUM; W/G | 12 | 0.8 | 0.21 |
| 68720 | DACRYOCYSTORHINOSTOMY | 12 | 0.8 | 0.13 |
| 31200 | ETHMOIDECTOMY; INTRANASAL ANTERI | 11 | 0.7 | 0.06 |
| 67840 | EXC LES LID NO CLOS/W SMPL DIR C | 11 | 0.7 | 0.04 |
| 68815 | PROBE NASOLAC DUCT; W/INSERT TUB | 11 | 0.7 | 0.16 |
| 67924 | REPAIR OF ENTROPION; EXTENSIVE | 10 | 0.7 | 0.08 |
| 66172 | FISTULIZAT SCLERA; TRABECULECT | 9 | 0.6 | 0.06 |
| 66986 | EXCHANGE OF INTRAOCULAR LENS | 9 | 0.6 | 0.09 |
| 67108 | REPR RETINAL DETACH; W/VITRECTOM | 9 | 0.6 | 0.11 |
| 67800 | EXCISION OF CHALAZION; SINGLE | 9 | 0.6 | 0.02 |
| 65760 | KERATOMILEUSIS | 8 | 0.5 | 0.41 |
| 65755 | KERTOPLSTY; PENETRAT PSEUDOPHAKI | 7 | 0.5 | 0.04 |
| 67101 | REPR RETINAL DETACH; CRYOTHERAPY | 7 | 0.5 | 0.01 |
| 67900 | REPAIR OF BROW PTOSIS | 7 | 0.5 | 0.10 |

SOURCE: Utah Ambulatory Surgery Database

Utah Health Data Committee/Office of Health Care Statistics

Reportable* excludes codes in the former "Other" category and CPT4 blood draw codes in previous reports.

AMB ST 1-3

UTAH HOSPITAL AND FREESTANDING AMBULATORY SURGERY CENTER (FASC) UTILIZATION AND CHARGE PROFILE OF OUTPATIENT SURGERY, 2005
 AVERAGE TOTAL CHARGES FOR MOST COMMONLY PERFORMED CPT-4 AND ICD-9 REPORTABLE* PROCEDURES, SINGLE ICD-9 OR CPT-4 ONLY

410 SurgiCare Center of Utah

| ICD-9 CODE | ICD-9 DESCRIPTION | # | AVE TOT CHRG | AVE TOT CHRG(ALL FASCs) |
|------------|-------------------|---|--------------|--------------------------|
|------------|-------------------|---|--------------|--------------------------|

ICD-9 Procedures

Does not report ICDS

| CPT-4 CODE | CPT-4 DESCRIPTION | # | AVE TOT CHRG | AVE TOT CHRG(ALL FASCs) |
|------------------|----------------------------------|-------|--------------|--------------------------|
| CPT-4 Procedures | | 1,239 | \$1,611 | \$1,829 |
| 66984 | EXTRACAPSULAR CATARACT REMV IOL | 935 | \$1,779 | \$2,592 |
| 66821 | DISCISSION 2ND CATARACT; LASER S | 134 | \$785 | \$771 |
| 67038 | VITRECTOMY MECH; W/MEMBRANE STRI | 18 | \$1,289 | \$4,019 |
| 67904 | REPR BLEPHAROPTOSIS; RESECT-EXT | 14 | \$1,561 | \$2,019 |
| 67840 | EXC LES LID NO CLOS/W SMPL DIR C | 11 | \$727 | \$1,029 |
| 67917 | REPAIR OF ECTROPION; EXTENSIVE | 10 | \$2,195 | \$2,305 |
| 66170 | FISTULIZ SCLER; TRABECULECT AB E | 9 | \$1,094 | \$3,062 |
| 67108 | REPR RETINAL DETACH; W/VITRECTOM | 9 | \$1,767 | \$5,365 |
| 67800 | EXCISION OF CHALAZION; SINGLE | 9 | \$608 | \$661 |
| 65426 | EXC/TRANSPOSITION PTERYGIUM; W/G | 8 | \$1,450 | \$2,020 |
| 65755 | KERTOPLSTY; PENETRAT PSEUDOPHAKI | 7 | \$3,861 | \$4,492 |
| 66986 | EXCHANGE OF INTRAOCULAR LENS | 7 | \$1,568 | \$2,840 |
| 67101 | REPR RETINAL DETACH; CRYOTHERAPY | 7 | \$1,271 | \$1,274 |
| 66172 | FISTULIZAT SCLERA; TRABECULECT | 5 | \$1,090 | \$2,840 |
| 66985 | INSERT IOL PROSTH SECONDARY IMPL | 4 | \$1,438 | \$2,565 |
| 67040 | VITRECTOMY MECH; W/PANRETINAL PH | 4 | \$1,800 | \$4,190 |
| 67228 | DESTRCT RETINOPATHY; PHOTOCOAGUL | 4 | \$269 | \$1,406 |
| 67961 | EXC & REPR LID; TO 1/4 LID MARGI | 4 | \$850 | \$2,372 |
| 67971 | RECON LID; UP TO 2/3 LID 1 STAGE | 4 | \$1,675 | \$2,071 |
| 65420 | EXC/TRANSPSTN PTERYGIUM; W/O GFT | 3 | \$783 | \$1,189 |

SOURCE: Utah Ambulatory Surgery Database

Reportable* excludes codes in the former "Other" category and CPT4 blood draw codes in previous reports.

AMB ST 1-4
UTAH HOSPITAL AND FREESTANDING AMBULATORY SURGERY CENTER (FASC) UTILIZATION AND CHARGE PROFILE OF OUTPATIENT SURGERY, 2005
PROCEDURE APG CATEGORY, PROCEDURE APG, BASED ON REPORTABLE* CPT-4 PROCEDURES

410 SurgiCare Center of Utah

| Procedure APG category | | TOTAL # | TOTAL # (ALL FASCs) |
|------------------------|--|---------|---------------------|
| Procedure APG | | | |
| 01 | INTEGUMENTARY SYSTEM | 1 | 1,743 |
| | 008 SIMPLE EXCISION AND BIOPSY | 1 | 551 |
| 11 | EYE AND OCULAR ADNEXA | 1,493 | 20,551 |
| | 213 LASER EYE PROCEDURES | 164 | 2,001 |
| | 214 CATARACT PROCEDURES | 970 | 12,253 |
| | 215 COMPLEX ANTERIOR SEGMENT EYE PROCEDURES | 15 | 957 |
| | 216 MODERATE ANTERIOR SEGMENT EYE PROCEDURES | 42 | 809 |
| | 217 SIMPLE ANTERIOR SEGMENT EYE PROCEDURES | 14 | 704 |
| | 218 COMPLEX POSTERIOR SEGMENT EYE PROCEDURES | 18 | 165 |
| | 219 SIMPLE POSTERIOR SEGMENT EYE PROCEDURES | 3 | 161 |
| | 221 COMPLEX REPAIR AND PLASTIC PROCEDURES OF EYE | 207 | 1,823 |
| | 222 SIMPLE REPAIR AND PLASTIC PROCEDURES OF EYE | 31 | 388 |
| | 223 VITRECTOMY | 29 | 570 |
| 12 | FACIAL, EAR, NOSE, MOUTH AND THROAT | 11 | 18,833 |
| | 234 COMPLEX FACIAL AND ENT PROCEDURES | 11 | 3,106 |

SOURCE: Utah Ambulatory Surgery Database

Utah Health Data Committee/Office of Health Care Statistics

Reportable* excludes codes in the former "Other" category and CPT blood draw codes in previous reports.

AMB ST 1-5
UTAH HOSPITAL AND FREESTANDING AMBULATORY SURGERY CENTER (FASC) UTILIZATION AND CHARGE PROFILE OF OUTPATIENT SURGERY, 2005
PROCEDURE APG CATEGORY, PROCEDURE APG, SINGLE APG ONLY
BASED ON REPORTABLE* CPT-4 PROCEDURES

410 SurgiCare Center of Utah

| Procedure APG category | | TOTAL # | AVE TOT CHRG | AVE TOT CHRG(ALL FASCs) |
|------------------------|--|---------|--------------|--------------------------|
| Procedure APG | | | | |
| 11 | EYE AND OCULAR ADNEXA | 1,239 | \$1,611 | \$2,379 |
| | 213 LASER EYE PROCEDURES | 140 | \$763 | \$776 |
| | 214 CATARACT PROCEDURES | 947 | \$1,776 | \$2,612 |
| | 215 COMPLEX ANTERIOR SEGMENT EYE PROCEDURES | 9 | \$3,103 | \$2,595 |
| | 216 MODERATE ANTERIOR SEGMENT EYE PROCEDURES | 19 | \$1,213 | \$2,214 |
| | 217 SIMPLE ANTERIOR SEGMENT EYE PROCEDURES | 9 | \$956 | \$2,178 |
| | 218 COMPLEX POSTERIOR SEGMENT EYE PROCEDURES | 17 | \$1,565 | \$4,944 |
| | 219 SIMPLE POSTERIOR SEGMENT EYE PROCEDURES | 3 | \$717 | \$2,372 |
| | 221 COMPLEX REPAIR AND PLASTIC PROCEDURES OF EYE | 43 | \$1,565 | \$2,050 |
| | 222 SIMPLE REPAIR AND PLASTIC PROCEDURES OF EYE | 27 | \$696 | \$1,353 |
| | 223 VITRECTOMY | 25 | \$1,346 | \$4,021 |

SOURCE: Utah Ambulatory Surgery Database

Utah Health Data Committee/Office of Health Care Statistics

Reportable* excludes codes in the former "Other" category and CPT blood draw codes in previous reports.

AMB ST 1-6
UTAH HOSPITAL AND FREESTANDING AMBULATORY SURGERY CENTER (FASC) UTILIZATION AND CHARGE PROFILE OF OUTPATIENT SURGERY, 2005
NUMBER OF SELECTED AMBULATORY SURGERY PATIENT VISITS BY PATIENT PROFILE

410 SurgiCare Center of Utah

| Patient Profile | Patient Visits | | Patient Visits-All FASCs | |
|----------------------------|----------------|-------|--------------------------|------|
| | (#) | (%) | (#) | (%) |
| GENDER | | | | |
| Female | 770 | 56.6 | 46,953 | 55.1 |
| Male | 589 | 43.3 | 38,149 | 44.8 |
| Unknown | 2 | 0.1 | 39 | 0.0 |
| Not Reported | 0 | 0.0 | 44 | 0.1 |
| AGE | | | | |
| 1-28 days | 0 | 0.0 | 0 | 0.0 |
| 29-365 days | 0 | 0.0 | 594 | 0.7 |
| 1-4 years | 0 | 0.0 | 4,739 | 5.6 |
| 5-9 | 0 | 0.0 | 2,401 | 2.8 |
| 10-14 | 1 | 0.1 | 1,336 | 1.6 |
| 15-17 | 0 | 0.0 | 1,477 | 1.7 |
| 18-19 | 1 | 0.1 | 1,299 | 1.5 |
| 20-24 | 1 | 0.1 | 3,472 | 4.1 |
| 25-29 | 6 | 0.4 | 3,624 | 4.3 |
| 30-34 | 6 | 0.4 | 3,616 | 4.2 |
| 35-39 | 8 | 0.6 | 3,598 | 4.2 |
| 40-44 | 20 | 1.5 | 4,506 | 5.3 |
| 45-49 | 33 | 2.4 | 5,414 | 6.4 |
| 50-54 | 45 | 3.3 | 7,673 | 9.0 |
| 55-59 | 69 | 5.1 | 7,166 | 8.4 |
| 60-64 | 85 | 6.2 | 6,418 | 7.5 |
| 65-69 | 172 | 12.6 | 7,432 | 8.7 |
| 70-74 | 274 | 20.1 | 7,255 | 8.5 |
| 75-79 | 306 | 22.5 | 6,544 | 7.7 |
| 80-84 | 198 | 14.5 | 4,314 | 5.1 |
| 85-89 | 107 | 7.9 | 1,833 | 2.2 |
| 90 + | 29 | 2.1 | 467 | 0.5 |
| Not Reported | 0 | 0.0 | 7 | 0.0 |
| SOURCE OF ADMISSION | | | | |
| Physician Referral | 0 | 0.0 | 71,765 | 84.2 |
| Clinic Referral | 0 | 0.0 | 857 | 1.0 |
| HMO Referral | 0 | 0.0 | 3 | 0.0 |
| Other Hospital | 0 | 0.0 | 0 | 0.0 |
| Skilled Nursing Facility | 0 | 0.0 | 1 | 0.0 |
| Other Health Care Facility | 0 | 0.0 | 3 | 0.0 |
| Emergency Room | 0 | 0.0 | 0 | 0.0 |
| Court/Law Enforcement | 0 | 0.0 | 0 | 0.0 |
| Unknown | 1,361 | 100.0 | 1,361 | 1.6 |
| Not Reported | 0 | 0.0 | 11,195 | 13.1 |

(Continued)

AMB ST 1-6
UTAH HOSPITAL AND FREESTANDING AMBULATORY SURGERY CENTER (FASC) UTILIZATION AND CHARGE PROFILE OF OUTPATIENT SURGERY, 2005
NUMBER OF SELECTED AMBULATORY SURGERY PATIENT VISITS BY PATIENT PROFILE

410 SurgiCare Center of Utah

| Patient Profile | Patient Visits | | Patient Visits-All FASCs | |
|---|----------------|-------|--------------------------|------|
| | (#) | (%) | (#) | (%) |
| DISCHARGE STATUS | | | | |
| Home or Self Care | 1,361 | 100.0 | 74,273 | 87.2 |
| Another Hospital | 0 | 0.0 | 73 | 0.1 |
| Skilled Nursing Facility | 0 | 0.0 | 0 | 0.0 |
| Intermediate Care Facility | 0 | 0.0 | 0 | 0.0 |
| Another Type of Institution | 0 | 0.0 | 2 | 0.0 |
| Under Care of Home Service | 0 | 0.0 | 1 | 0.0 |
| Left Against Medical Advice | 0 | 0.0 | 0 | 0.0 |
| Under Care of Home IV Provider | 0 | 0.0 | 0 | 0.0 |
| Expired | 0 | 0.0 | 0 | 0.0 |
| Unknown | 0 | 0.0 | 10,836 | 12.7 |
| Not Reported | 0 | 0.0 | 0 | 0.0 |
| PRIMARY PAYER | | | | |
| Medicare | 871 | 64.0 | 26,849 | 31.5 |
| Medicaid | 22 | 1.6 | 5,633 | 6.6 |
| Other government | 8 | 0.6 | 2,207 | 2.6 |
| Blue Cross/Blue Shield | 215 | 15.8 | 16,389 | 19.2 |
| Other Commercial | 112 | 8.2 | 7,724 | 9.1 |
| Managed Care(HMO, PPO) | 133 | 9.8 | 21,754 | 25.5 |
| Self Pay | 0 | 0.0 | 1,039 | 1.2 |
| Industrial & Worker Comp | 0 | 0.0 | 2,186 | 2.6 |
| Charity and Unclassified | 0 | 0.0 | 150 | 0.2 |
| Childrens Health Insurance | 0 | 0.0 | 324 | 0.4 |
| Unknown | 0 | 0.0 | 91 | 0.1 |
| Not Reported | 0 | 0.0 | 839 | 1.0 |
| LOCAL HEALTH DISTRICT OF PATIENT RESIDENCE | | | | |
| Bear River | 15 | 1.1 | 3,935 | 4.6 |
| Central Utah | 10 | 0.7 | 1,393 | 1.6 |
| Davis County | 74 | 5.4 | 13,342 | 15.7 |
| Salt Lake County | 824 | 60.5 | 27,212 | 31.9 |
| Southeastern Utah | 19 | 1.4 | 782 | 0.9 |
| Southwest Utah | 7 | 0.5 | 5,072 | 6.0 |
| Summit County | 13 | 1.0 | 1,027 | 1.2 |
| Tooele County | 65 | 4.8 | 1,179 | 1.4 |
| Tri-County | 18 | 1.3 | 453 | 0.5 |
| Utah County | 28 | 2.1 | 10,349 | 12.1 |
| Wasatch County | 2 | 0.1 | 437 | 0.5 |
| Weber County | 14 | 1.0 | 15,834 | 18.6 |
| Unknown Utah | 3 | 0.2 | 36 | 0.0 |
| Outside Utah | 269 | 19.8 | 4,110 | 4.8 |
| Unknown, Not Reported | 0 | 0.0 | 24 | 0.0 |

SOURCE: Utah Ambulatory Surgery Database,
Utah Health Data Committee/Office of Health Care Statistics.

AMB ST 1-1
UTAH HOSPITAL AND FREESTANDING AMBULATORY SURGERY CENTER (FASC) UTILIZATION AND CHARGE PROFILE OF OUTPATIENT SURGERY, 2005
NUMBER OF CPT-4 AND ICD-9 REPORTABLE* PROCEDURES BY SELECTED AMBULATORY SURGERY REPORTING CATEGORY

422 Utah Surgical Center

| | Procedures Performed | | Procedures Performed-All FASCs | |
|--|----------------------|-------|--------------------------------|-------|
| | (#) | (%) | (#) | (%) |
| Reporting Category(ICD-9-CM CODES) | 5,282 | 100.0 | 66,156 | 100.0 |
| Mastectomy (85.0-85.99) | 249 | 4.7 | 1,584 | 2.4 |
| Musculoskeletal (76.0-84.99) | 1,718 | 32.5 | 11,899 | 18.0 |
| Respiratory (30.0-34.99) | 1 | 0.0 | 119 | 0.2 |
| Cardiovascular (35.0-39.99) | 0 | 0.0 | 362 | 0.5 |
| Lymphatic/Hemetic (40.0-41.99) | 20 | 0.4 | 141 | 0.2 |
| Digestive System (42.0-54.99) | 766 | 14.5 | 13,725 | 20.7 |
| Urinary (55.0-59.99) | 0 | 0.0 | 322 | 0.5 |
| Male Genital (60.0-64.99) | 81 | 1.5 | 262 | 0.4 |
| Female Genital (65.0-71.99) | 47 | 0.9 | 1,797 | 2.7 |
| Endocrine/Nervous (01.0-07.99) | 710 | 13.4 | 3,838 | 5.8 |
| Eye (08.0-16.99) | 544 | 10.3 | 18,120 | 27.4 |
| Ear (18.0-20.99) | 343 | 6.5 | 3,735 | 5.6 |
| Nose, Mouth, Pharynx (21.0-29.99) | 803 | 15.2 | 10,252 | 15.5 |
| Reporting Category(CPT-4 CODES) | 6,044 | 100.0 | 117,978 | 100.0 |
| Mastectomy (19120-19220) | 43 | 0.7 | 622 | 0.5 |
| Musculoskeletal (20000-29909) | 1,996 | 33.0 | 24,588 | 20.8 |
| Respiratory (30000-32999 & 39501-39599) | 739 | 12.2 | 9,814 | 8.3 |
| Cardiovascular (33010-37799 & 93501-93660) | 1 | 0.0 | 760 | 0.6 |
| Lymphatic/Hemetic (38100-38999) | 20 | 0.3 | 188 | 0.2 |
| Digestive (40490-49999) | 1,130 | 18.7 | 39,759 | 33.7 |
| Urinary (50010-53899) | 0 | 0.0 | 1,679 | 1.4 |
| Male Genital (54000-55899) | 82 | 1.4 | 657 | 0.6 |
| Female Genital (56405-58999) | 102 | 1.7 | 2,830 | 2.4 |
| Endocrine/Nervous (60000-64999) | 1,028 | 17.0 | 11,257 | 9.5 |
| Eye (65091-68899) | 543 | 9.0 | 20,646 | 17.5 |
| Ear (69000-69979) | 360 | 6.0 | 5,178 | 4.4 |

SOURCE: Utah Ambulatory Surgery Database

Utah Health Data Committee/Office of Health Care Statistics.

Reportable* excludes codes in the former "Other" category and CPT blood draw codes in previous reports.

AMB ST 1-2
UTAH HOSPITAL AND FREESTANDING AMBULATORY SURGERY CENTER (FASC) UTILIZATION AND CHARGE PROFILE OF OUTPATIENT SURGERY, 2005
MOST COMMONLY PERFORMED CPT-4 AND ICD-9 REPORTABLE* PROCEDURES

422 Utah Surgical Center

| ICD-9 CODE | ICD-9 DESCRIPTION | # | % | % ALL FASCs |
|----------------------|-------------------------------------|-------|-------|-------------|
| All ICD-9 Procedures | | 5,282 | 100.0 | 100.0 |
| 1371 | INSRT IOL-CATARACT EXTRACT-1 STAGE | 373 | 7.1 | 10.20 |
| 2001 | MYRINGOTOMY WITH INSERTION OF TUBE | 322 | 6.1 | 4.58 |
| 4523 | COLONOSCOPY | 244 | 4.6 | 5.04 |
| 2169 | OTHER TURBINECTOMY | 210 | 4.0 | 2.47 |
| 806 | EXCISION SEMILUNAR CARTILAGE KNEE | 193 | 3.7 | 2.10 |
| 0392 | INJECTION OTH AGT INTO SPINAL CANAL | 178 | 3.4 | 1.72 |
| 0481 | INJECTION ANESIN PERIPH NERVE ANALG | 157 | 3.0 | 0.25 |
| 0443 | RELEASE OF CARPAL TUNNEL | 139 | 2.6 | 1.22 |
| 8183 | OTHER REPAIR OF SHOULDER | 133 | 2.5 | 1.16 |
| 215 | SUBMUCOUS RESECTION OF NASAL SEPTUM | 130 | 2.5 | 0.73 |
| 8086 | OTH LOCAL EXC/DESTRUC LES KNEE JNT | 129 | 2.4 | 1.00 |
| 042 | DESTRUC CRANIAL&PERIPHERAL NERVES | 107 | 2.0 | 0.31 |
| 1364 | DISCISSION OF SECONDARY MEMBRANE | 107 | 2.0 | 0.97 |
| 283 | TONSILLECTOMY WITH ADENOIDECTOMY | 107 | 2.0 | 2.03 |
| 4542 | ENDO POLYPECTOMY LARGE INTESTINE | 103 | 2.0 | 1.38 |
| 8554 | BILATERAL BREAST IMPLANT | 94 | 1.8 | 0.40 |
| 2241 | FRONTAL SINUSOTOMY | 85 | 1.6 | 0.24 |
| 4525 | CLOS [ENDO] BX LARGE INTESTINE | 78 | 1.5 | 5.31 |
| 7860 | REMOVAL IMPL DEVICE UNSPEC SITE | 77 | 1.5 | 0.41 |
| 8201 | EXPLORATION TENDON SHEATH HAND | 71 | 1.3 | 0.28 |

| CPT-4 CODE | CPT-4 DESCRIPTION | # | % | % ALL FASCs |
|----------------------|----------------------------------|-------|-------|-------------|
| All CPT-4 Procedures | | 6,044 | 100.0 | 100.0 |
| 66984 | EXTRACAPSULAR CATARACT REMV IOL | 373 | 6.2 | 10.00 |
| 69436 | TYMPANOSTOMY GENERAL ANESTHESIA | 322 | 5.3 | 3.73 |
| 45378 | COLONOSCOPY FLEX; DX-SEP PROC | 244 | 4.0 | 6.92 |
| 62311 | INJ 1 NOT NEUROLYTIC-EPID; LUMB/ | 201 | 3.3 | 1.48 |
| 30140 | SUBMUCOS RES TURBINATE PART/CMPL | 194 | 3.2 | 2.13 |
| 29881 | SCOPE KNEE SURG;W/MENISCECT MED/ | 165 | 2.7 | 1.78 |
| 64721 | NEUROPLASTY; MEDIAN CARPAL TUNNE | 139 | 2.3 | 1.23 |
| 30520 | SEPTOPLASTY/SUBMUCOS RES W/GFT | 127 | 2.1 | 1.40 |
| 64483 | INJ ANES EPIDURL; LUMB/SAC 1 LEV | 113 | 1.9 | 1.12 |
| 29877 | SCOPE KNEE SURG; DEBRID/SHAVE CA | 111 | 1.8 | 1.13 |
| 31255 | NASAL/SINUS ENDO; W/TOT ETHMOECT | 107 | 1.8 | 1.01 |
| 66821 | DISCISSION 2ND CATARACT; LASER S | 107 | 1.8 | 1.66 |
| 29826 | SCOPE SHOULDER; DECOMP SUBACROM | 98 | 1.6 | 1.02 |
| 64472 | INJ ANES FACET JT; CERV/THOR-EA | 95 | 1.6 | 0.41 |
| 45380 | COLONOSCOPY FLEX; W/BX 1/MX | 94 | 1.6 | 5.73 |
| 26055 | TENDON SHEATH INCISION | 92 | 1.5 | 0.58 |
| 47562 | LAPAROSCOPY SURGICAL; CHOLECT | 90 | 1.5 | 0.14 |
| 42820 | T&A; UNDER AGE 12 | 89 | 1.5 | 1.47 |
| 49505 | REPR INIT ING HERNIA 5YR/MORE; R | 89 | 1.5 | 0.62 |
| 20680 | REMOVAL OF IMPLANT; DEEP | 88 | 1.5 | 0.78 |

SOURCE: Utah Ambulatory Surgery Database

Utah Health Data Committee/Office of Health Care Statistics

Reportable* excludes codes in the former "Other" category and CPT4 blood draw codes in previous reports.

AMB ST 1-3

UTAH HOSPITAL AND FREESTANDING AMBULATORY SURGERY CENTER (FASC) UTILIZATION AND CHARGE PROFILE OF OUTPATIENT SURGERY, 2005
 AVERAGE TOTAL CHARGES FOR MOST COMMONLY PERFORMED CPT-4 AND ICD-9 REPORTABLE* PROCEDURES, SINGLE ICD-9 OR CPT-4 ONLY

422 Utah Surgical Center

| ICD-9 CODE | ICD-9 DESCRIPTION | # | AVE TOT CHRGR | AVE TOT CHRGR(ALL FASCs) |
|------------------|-------------------------------------|-------|---------------|---------------------------|
| ICD-9 Procedures | | 2,223 | \$2,763 | \$1,608 |
| 1371 | INSRT IOL-CATARACT EXTRACT-1 STAGE | 373 | \$3,920 | \$2,536 |
| 4523 | COLONOSCOPY | 220 | \$1,092 | \$686 |
| 0392 | INJECTION OTH AGT INTO SPINAL CANAL | 164 | \$947 | \$939 |
| 1364 | DISCISSION OF SECONDARY MEMBRANE | 105 | \$1,380 | \$1,037 |
| 283 | TONSILLECTOMY WITH ADENOIDECTOMY | 92 | \$1,502 | \$1,302 |
| 806 | EXCISION SEMILUNAR CARTILAGE KNEE | 78 | \$3,930 | \$3,363 |
| 0443 | RELEASE OF CARPAL TUNNEL | 69 | \$2,486 | \$1,672 |
| 4542 | ENDO POLYPECTOMY LARGE INTESTINE | 69 | \$1,217 | \$817 |
| 4525 | CLOS [ENDO] BX LARGE INTESTINE | 57 | \$1,082 | \$719 |
| 5123 | LAPAROSCOPIC CHOLECYSTECTOMY | 47 | \$6,184 | \$5,637 |
| 8183 | OTHER REPAIR OF SHOULDER | 42 | \$7,023 | \$6,831 |
| 4516 | EGD W/CLOS BX | 36 | \$1,163 | \$710 |
| 7860 | REMOVAL IMPL DEVICE UNSPEC SITE | 35 | \$2,305 | \$1,716 |
| 5300 | UNILATERAL REPAIR ING HERNIA NOS | 34 | \$2,899 | \$1,716 |
| 282 | TONSILLECTOMY WITHOUT ADENOIDECTOMY | 30 | \$1,567 | \$1,316 |
| 8521 | LOCAL EXCISION OF LESION OF BREAST | 30 | \$2,119 | \$913 |
| 8221 | EXCISION LESION TENDON SHEATH HAND | 27 | \$2,498 | \$1,615 |
| 8086 | OTH LOCAL EXC/DESTRUC LES KNEE JNT | 24 | \$4,870 | \$3,661 |
| 8201 | EXPLORATION TENDON SHEATH HAND | 24 | \$1,803 | \$1,251 |
| 5303 | UNILAT REPR DIRECT ING HERN-GFT | 17 | \$3,706 | \$2,262 |

| CPT-4 CODE | CPT-4 DESCRIPTION | # | AVE TOT CHRGR | AVE TOT CHRGR(ALL FASCs) |
|------------------|----------------------------------|-------|---------------|---------------------------|
| CPT-4 Procedures | | 2,528 | \$2,630 | \$1,829 |
| 66984 | EXTRACAPSULAR CATARACT REMV IOL | 373 | \$3,920 | \$2,592 |
| 45378 | COLONOSCOPY FLEX; DX-SEP PROC | 220 | \$1,092 | \$978 |
| 62311 | INJ 1 NOT NEUROLYTIC-EPID; LUMB/ | 179 | \$955 | \$677 |
| 66821 | DISCISSION 2ND CATARACT; LASER S | 105 | \$1,380 | \$771 |
| 47562 | LAPAROSCOPY SURGICAL; CHOLECT | 86 | \$6,247 | \$5,252 |
| 64483 | INJ ANES EPIDURL; LUMB/SAC 1 LEV | 78 | \$1,152 | \$742 |
| 42820 | T&A; UNDER AGE 12 | 73 | \$1,463 | \$1,432 |
| 45380 | COLONOSCOPY FLEX; W/BX 1/MX | 71 | \$1,125 | \$1,023 |
| 64721 | NEUROPLASTY; MEDIAN CARPAL TUNNE | 68 | \$2,489 | \$1,668 |
| 29881 | SCOPE KNEE SURG;W/MENISCECT MED/ | 66 | \$3,897 | \$2,742 |
| 49505 | REPR INIT ING HERNIA 5YR/MORE; R | 55 | \$3,116 | \$1,931 |
| 45385 | COLONOSCOPY FLEX; W/REMV LES-SNA | 54 | \$1,181 | \$1,086 |
| 42821 | T&A; AGE 12 OR OVER | 53 | \$1,471 | \$1,366 |
| 20680 | REMOVAL OF IMPLANT; DEEP | 43 | \$2,098 | \$1,603 |
| 43239 | UGI ENDO; W/BX 1/MX | 35 | \$1,122 | \$1,018 |
| 19120 | EXC BRST CYST TUMR/LES OPN M/F 1 | 29 | \$2,083 | \$967 |
| 42826 | TONSILLECTOMY PRIM/SEC; AGE 12/O | 29 | \$1,538 | \$1,419 |
| 26055 | TENDON SHEATH INCISION | 27 | \$2,001 | \$1,781 |
| 62310 | INJ 1 NOT NEUROLYTIC-EPID;CERV/T | 23 | \$900 | \$694 |
| 29877 | SCOPE KNEE SURG; DEBRID/SHAVE CA | 20 | \$4,374 | \$2,751 |

SOURCE: Utah Ambulatory Surgery Database

Reportable* excludes codes in the former "Other" category and CPT4 blood draw codes in previous reports.

AMB ST 1-4
UTAH HOSPITAL AND FREESTANDING AMBULATORY SURGERY CENTER (FASC) UTILIZATION AND CHARGE PROFILE OF OUTPATIENT SURGERY, 2005
PROCEDURE APG CATEGORY, PROCEDURE APG, BASED ON REPORTABLE* CPT-4 PROCEDURES

422 Utah Surgical Center

| Procedure APG category | | TOTAL # | TOTAL # (ALL FASCs) |
|------------------------|---|---------|---------------------|
| Procedure APG | | | |
| 01 | INTEGUMENTARY SYSTEM | 137 | 1,743 |
| | 003 COMPLEX INCISION AND DRAINAGE | 1 | 26 |
| | 004 SIMPLE INCISION AND DRAINAGE | 1 | 4 |
| | 006 SIMPLE DEBRIDEMENT AND DESTRUCTION | 1 | 23 |
| | 007 COMPLEX EXCISION, BIOPSY AND DEBRIDEMENT | 29 | 359 |
| | 008 SIMPLE EXCISION AND BIOPSY | 46 | 551 |
| | 009 COMPLEX SKIN REPAIRS INCL INTEGUMENT GRAFTS, TRANSFER & REARRANGE | 16 | 129 |
| | 011 SIMPLE INCISION AND EXCISION OF BREAST | 34 | 553 |
| | 012 BREAST RECONSTRUCTION AND MASTECTOMY | 9 | 69 |
| 02 | MUSCULOSKELETAL SYSTEM | 1,848 | 22,851 |
| | 021 COMPLEX MUSCULOSKELETAL PROCEDURES EXCLUDING HAND AND FOOT | 227 | 2,301 |
| | 022 SIMPLE MUSCULOSKELETAL PROCEDURES EXCLUDING HAND AND FOOT | 141 | 632 |
| | 023 COMPLEX HAND AND FOOT MUSCULOSKELETAL PROCEDURES | 48 | 849 |
| | 024 SIMPLE HAND AND FOOT MUSCULOSKELETAL PROCEDURES | 352 | 5,395 |
| | 025 ARTHROSCOPY | 750 | 9,769 |
| | 028 CLOSED TREATMENT FX & DISLOCATION OF FINGER, TOE & TRUNK | 1 | 14 |
| | 029 CLOSED TREATMENT FX & DISLOCATION EXC FINGER, TOE & TRUNK | 9 | 117 |
| | 030 OPEN OR PERCUTANEOUS TREATMENT OF FRACTURES | 110 | 1,212 |
| | 031 BONE OR JOINT MANIPULATION UNDER ANESTHESIA | 13 | 216 |
| | 032 BUNION PROCEDURES | 25 | 1,149 |
| | 033 ARTHROPLASTY | 24 | 217 |
| | 034 HAND AND FOOT TENOTOMY | 6 | 110 |
| | 035 ARTHROCENTESIS AND LIGAMENT OR TENDON INJECTION | 142 | 869 |
| 03 | RESPIRATORY SYSTEM | 351 | 4,466 |
| | 053 COMPLEX ENDOSCOPY OF THE UPPER AIRWAY | 351 | 4,423 |
| 04 | CARDIOVASCULAR SYSTEM | 1 | 668 |
| | 081 SECONDARY VARICOSE VEINS AND VASCULAR INJECTION | 1 | 25 |
| 05 | HEMATOLOGIC, LYMPHATIC, AND ENDOCRINE | 21 | 217 |
| | 095 DEEP LYMPH STRUCTURE AND THYROID PROCEDURES | 21 | 217 |
| 06 | DIGESTIVE SYSTEM | 936 | 33,057 |
| | 114 PROCTOSIGMOIDOSCOPY WITH EXCISION OR BIOPSY | 1 | 109 |
| | 115 DIAGNOSTIC UPPER GI ENDOSCOPY OR INTUBATION | 87 | 7,909 |
| | 116 THERAPEUTIC UPPER GI ENDOSCOPY OR INTUBATION | 16 | 2,398 |
| | 117 LOWER GASTROINTESTINAL ENDOSCOPY | 444 | 17,943 |
| | 119 HERNIA AND HYDROCELE PROCEDURES | 181 | 1,396 |
| | 120 COMPLEX ANAL AND RECTAL PROCEDURES | 15 | 222 |
| | 121 SIMPLE ANAL AND RECTAL PROCEDURES | 2 | 38 |
| | 123 COMPLEX LAPAROSCOPIC PROCEDURES | 189 | 2,024 |
| | 124 SIMPLE LAPAROSCOPIC PROCEDURES | 1 | 233 |
| 08 | MALE GENITAL SYSTEM | 80 | 588 |
| | 151 TESTICULAR AND EPIDIDYMAL PROCEDURES | 79 | 404 |
| | 154 SIMPLE PENILE PROCEDURES | 1 | 141 |
| 09 | FEMALE GENITAL SYSTEM | 51 | 1,642 |
| | 176 COMPLEX FEMALE REPRODUCTIVE PROCEDURES | 2 | 178 |
| | 177 SIMPLE FEMALE REPRODUCTIVE PROCEDURES | 16 | 411 |
| | 178 DILATION AND CURETTAGE | 2 | 184 |

AMB ST 1-4
UTAH HOSPITAL AND FREESTANDING AMBULATORY SURGERY CENTER (FASC) UTILIZATION AND CHARGE PROFILE OF OUTPATIENT SURGERY, 2005
PROCEDURE APG CATEGORY, PROCEDURE APG, BASED ON REPORTABLE* CPT-4 PROCEDURES

422 Utah Surgical Center

| procedure APG category | | TOTAL # | TOTAL # (ALL FASCs) |
|------------------------|--|---------|---------------------|
| procedure APG | | | |
| | 179 HYSTEROSCOPY | 30 | 848 |
| | 180 COLPOSCOPY | 1 | 21 |
| 10 | NERVOUS SYSTEM | 962 | 10,825 |
| | 195 NERVOUS SYSTEM INJECTIONS, STIMULATIONS OR CRANIAL TAP | 703 | 8,220 |
| | 196 REVISION AND REMOVAL OF NEUROLOGICAL DEVICE | 6 | 38 |
| | 197 NEUROSTIMULATOR AND VENTRICULAR SHUNT IMPLANTATION | 13 | 128 |
| | 198 NERVE REPAIR AND DESTRUCTION | 240 | 2,439 |
| 11 | EYE AND OCULAR ADNEXA | 542 | 20,551 |
| | 213 LASER EYE PROCEDURES | 108 | 2,001 |
| | 214 CATARACT PROCEDURES | 379 | 12,253 |
| | 215 COMPLEX ANTERIOR SEGMENT EYE PROCEDURES | 7 | 957 |
| | 216 MODERATE ANTERIOR SEGMENT EYE PROCEDURES | 4 | 809 |
| | 217 SIMPLE ANTERIOR SEGMENT EYE PROCEDURES | 2 | 704 |
| | 221 COMPLEX REPAIR AND PLASTIC PROCEDURES OF EYE | 39 | 1,823 |
| | 222 SIMPLE REPAIR AND PLASTIC PROCEDURES OF EYE | 3 | 388 |
| 12 | FACIAL, EAR, NOSE, MOUTH AND THROAT | 1,020 | 18,833 |
| | 233 NASAL CAUTERIZATION AND PACKING | 2 | 84 |
| | 234 COMPLEX FACIAL AND ENT PROCEDURES | 216 | 3,106 |
| | 235 SIMPLE FACIAL AND ENT PROCEDURES | 580 | 11,701 |
| | 236 TONSIL AND ADENOID PROCEDURES | 222 | 3,942 |
| 13 | THERAPEUTIC AND OTHER RADIOLOGICAL PROCEDURES | 63 | 344 |
| | 254 MYELOGRAPHY | 63 | 304 |

SOURCE: Utah Ambulatory Surgery Database

Utah Health Data Committee/Office of Health Care Statistics

Reportable* excludes codes in the former "Other" category and CPT blood draw codes in previous reports.

AMB ST 1-5
UTAH HOSPITAL AND FREESTANDING AMBULATORY SURGERY CENTER (FASC) UTILIZATION AND CHARGE PROFILE OF OUTPATIENT SURGERY, 2005
PROCEDURE APG CATEGORY, PROCEDURE APG, SINGLE APG ONLY
BASED ON REPORTABLE* CPT-4 PROCEDURES

422 Utah Surgical Center

| Procedure APG category | Procedure APG | TOTAL # | AVE TOT CHR | AVE TOT CHR(ALL FASCs) |
|------------------------|---|---------|-------------|-------------------------|
| 01 | INTEGUMENTARY SYSTEM | 82 | \$2,182 | \$1,328 |
| | 003 COMPLEX INCISION AND DRAINAGE | 1 | \$2,156 | \$1,219 |
| | 007 COMPLEX EXCISION, BIOPSY AND DEBRIDEMENT | 17 | \$1,791 | \$1,419 |
| | 008 SIMPLE EXCISION AND BIOPSY | 28 | \$1,880 | \$1,377 |
| | 009 COMPLEX SKIN REPAIRS INCL INTEGUMENT GRAFTS, TRANSFER & REARRAN | 2 | \$9,508 | \$3,373 |
| | 011 SIMPLE INCISION AND EXCISION OF BREAST | 30 | \$2,119 | \$919 |
| | 012 BREAST RECONSTRUCTION AND MASTECTOMY | 4 | \$2,782 | \$1,472 |
| 02 | MUSCULOSKELETAL SYSTEM | 580 | \$3,493 | \$2,609 |
| | 021 COMPLEX MUSCULOSKELETAL PROCEDURES EXCLUDING HAND AND FOOT | 56 | \$4,087 | \$3,178 |
| | 022 SIMPLE MUSCULOSKELETAL PROCEDURES EXCLUDING HAND AND FOOT | 50 | \$4,847 | \$2,534 |
| | 023 COMPLEX HAND AND FOOT MUSCULOSKELETAL PROCEDURES | 14 | \$3,441 | \$2,512 |
| | 024 SIMPLE HAND AND FOOT MUSCULOSKELETAL PROCEDURES | 148 | \$2,311 | \$1,799 |
| | 025 ARTHROSCOPY | 196 | \$4,268 | \$3,279 |
| | 028 CLOSED TREATMENT FX & DISLOCATION OF FINGER, TOE & TRUNK | 1 | \$3,549 | \$1,606 |
| | 029 CLOSED TREATMENT FX & DISLOCATION EXC FINGER, TOE & TRUNK | 8 | \$1,824 | \$1,401 |
| | 030 OPEN OR PERCUTANEOUS TREATMENT OF FRACTURES | 72 | \$3,088 | \$2,467 |
| | 031 BONE OR JOINT MANIPULATION UNDER ANESTHESIA | 7 | \$1,875 | \$1,531 |
| | 032 BUNION PROCEDURES | 18 | \$3,020 | \$2,034 |
| | 033 ARTHROPLASTY | 4 | \$3,502 | \$2,604 |
| | 035 ARTHROCENTESIS AND LIGAMENT OR TENDON INJECTION | 6 | \$973 | \$656 |
| 03 | RESPIRATORY SYSTEM | 4 | \$2,634 | \$1,524 |
| | 053 COMPLEX ENDOSCOPY OF THE UPPER AIRWAY | 4 | \$2,634 | \$1,558 |
| 04 | CARDIOVASCULAR SYSTEM | 1 | \$0 | \$1,547 |
| | 081 SECONDARY VARICOSE VEINS AND VASCULAR INJECTION | 1 | \$0 | \$1,576 |
| 05 | HEMATOLOGIC, LYMPHATIC, AND ENDOCRINE | 18 | \$3,323 | \$1,753 |
| | 095 DEEP LYMPH STRUCTURE AND THYROID PROCEDURES | 18 | \$3,323 | \$1,753 |
| 06 | DIGESTIVE SYSTEM | 657 | \$2,321 | \$1,225 |
| | 114 PROCTOSIGMOIDOSCOPY WITH EXCISION OR BIOPSY | 1 | \$1,301 | \$607 |
| | 115 DIAGNOSTIC UPPER GI ENDOSCOPY OR INTUBATION | 44 | \$1,099 | \$948 |
| | 116 THERAPEUTIC UPPER GI ENDOSCOPY OR INTUBATION | 4 | \$1,257 | \$954 |
| | 117 LOWER GASTROINTESTINAL ENDOSCOPY | 350 | \$1,112 | \$1,007 |
| | 119 HERNIA AND HYDROCELE PROCEDURES | 101 | \$3,477 | \$2,089 |
| | 120 COMPLEX ANAL AND RECTAL PROCEDURES | 15 | \$2,169 | \$1,165 |
| | 121 SIMPLE ANAL AND RECTAL PROCEDURES | 1 | \$2,198 | \$1,487 |
| | 123 COMPLEX LAPAROSCOPIC PROCEDURES | 140 | \$4,910 | \$3,381 |
| | 124 SIMPLE LAPAROSCOPIC PROCEDURES | 1 | \$7,414 | \$6,509 |
| 08 | MALE GENITAL SYSTEM | 14 | \$4,165 | \$1,856 |
| | 151 TESTICULAR AND EPIDIDYMAL PROCEDURES | 14 | \$4,165 | \$2,108 |
| 09 | FEMALE GENITAL SYSTEM | 35 | \$2,504 | \$2,168 |
| | 176 COMPLEX FEMALE REPRODUCTIVE PROCEDURES | 2 | \$1,046 | \$2,417 |
| | 177 SIMPLE FEMALE REPRODUCTIVE PROCEDURES | 6 | \$1,596 | \$1,427 |
| | 178 DILATION AND CURETTAGE | 2 | \$1,477 | \$1,254 |
| | 179 HYSTEROSCOPY | 24 | \$3,042 | \$2,593 |
| | 180 COLPOSCOPY | 1 | \$0 | \$1,366 |
| 10 | NERVOUS SYSTEM | 380 | \$1,430 | \$1,048 |

AMB ST 1-5
UTAH HOSPITAL AND FREESTANDING AMBULATORY SURGERY CENTER (FASC) UTILIZATION AND CHARGE PROFILE OF OUTPATIENT SURGERY, 2005
PROCEDURE APG CATEGORY, PROCEDURE APG, SINGLE APG ONLY
BASED ON REPORTABLE* CPT-4 PROCEDURES

422 Utah Surgical Center

| procedure APG category Procedure APG | TOTAL # | AVE TOT CHR | AVE TOT CHR(ALL FASCs) |
|--|---------|-------------|-------------------------|
| 195 NERVOUS SYSTEM INJECTIONS, STIMULATIONS OR CRANIAL TAP | 287 | \$1,000 | \$701 |
| 196 REVISION AND REMOVAL OF NEUROLOGICAL DEVICE | 3 | \$2,275 | \$2,277 |
| 197 NEUROSTIMULATOR AND VENTRICULAR SHUNT IMPLANTATION | 3 | \$3,217 | \$3,849 |
| 198 NERVE REPAIR AND DESTRUCTION | 87 | \$2,756 | \$1,769 |
| 11 EYE AND OCULAR ADNEXA | 498 | \$3,318 | \$2,379 |
| 213 LASER EYE PROCEDURES | 106 | \$1,367 | \$776 |
| 214 CATARACT PROCEDURES | 379 | \$3,900 | \$2,612 |
| 215 COMPLEX ANTERIOR SEGMENT EYE PROCEDURES | 2 | \$2,641 | \$2,595 |
| 216 MODERATE ANTERIOR SEGMENT EYE PROCEDURES | 4 | \$2,502 | \$2,214 |
| 217 SIMPLE ANTERIOR SEGMENT EYE PROCEDURES | 2 | \$1,950 | \$2,178 |
| 221 COMPLEX REPAIR AND PLASTIC PROCEDURES OF EYE | 2 | \$3,522 | \$2,050 |
| 222 SIMPLE REPAIR AND PLASTIC PROCEDURES OF EYE | 3 | \$994 | \$1,353 |
| 12 FACIAL, EAR, NOSE, MOUTH AND THROAT | 245 | \$1,915 | \$1,728 |
| 233 NASAL CAUTERIZATION AND PACKING | 1 | \$298 | \$1,070 |
| 234 COMPLEX FACIAL AND ENT PROCEDURES | 41 | \$3,918 | \$2,098 |
| 235 SIMPLE FACIAL AND ENT PROCEDURES | 37 | \$1,755 | \$1,886 |
| 236 TONSIL AND ADENOID PROCEDURES | 166 | \$1,466 | \$1,408 |
| 13 THERAPEUTIC AND OTHER RADIOLOGICAL PROCEDURES | 1 | \$3,522 | \$3,433 |
| 254 MYELOGRAPHY | 1 | \$3,522 | \$3,581 |

SOURCE: Utah Ambulatory Surgery Database
Utah Health Data Committee/Office of Health Care Statistics
Reportable* excludes codes in the former "Other" category and CPT blood draw codes in previous reports.

AMB ST 1-6
UTAH HOSPITAL AND FREESTANDING AMBULATORY SURGERY CENTER (FASC) UTILIZATION AND CHARGE PROFILE OF OUTPATIENT SURGERY, 2005
NUMBER OF SELECTED AMBULATORY SURGERY PATIENT VISITS BY PATIENT PROFILE

422 Utah Surgical Center

| Patient Profile | Patient Visits | | Patient Visits-All FASCs | |
|----------------------------|----------------|-------|--------------------------|------|
| | (#) | (%) | (#) | (%) |
| GENDER | | | | |
| Female | 2,057 | 52.9 | 46,953 | 55.1 |
| Male | 1,831 | 47.1 | 38,149 | 44.8 |
| Unknown | 0 | 0.0 | 39 | 0.0 |
| Not Reported | 0 | 0.0 | 44 | 0.1 |
| AGE | | | | |
| 1-28 days | 0 | 0.0 | 0 | 0.0 |
| 29-365 days | 43 | 1.1 | 594 | 0.7 |
| 1-4 years | 147 | 3.8 | 4,739 | 5.6 |
| 5-9 | 67 | 1.7 | 2,401 | 2.8 |
| 10-14 | 74 | 1.9 | 1,336 | 1.6 |
| 15-17 | 89 | 2.3 | 1,477 | 1.7 |
| 18-19 | 78 | 2.0 | 1,299 | 1.5 |
| 20-24 | 205 | 5.3 | 3,472 | 4.1 |
| 25-29 | 225 | 5.8 | 3,624 | 4.3 |
| 30-34 | 274 | 7.0 | 3,616 | 4.2 |
| 35-39 | 253 | 6.5 | 3,598 | 4.2 |
| 40-44 | 302 | 7.8 | 4,506 | 5.3 |
| 45-49 | 303 | 7.8 | 5,414 | 6.4 |
| 50-54 | 387 | 10.0 | 7,673 | 9.0 |
| 55-59 | 287 | 7.4 | 7,166 | 8.4 |
| 60-64 | 258 | 6.6 | 6,418 | 7.5 |
| 65-69 | 251 | 6.5 | 7,432 | 8.7 |
| 70-74 | 255 | 6.6 | 7,255 | 8.5 |
| 75-79 | 200 | 5.1 | 6,544 | 7.7 |
| 80-84 | 143 | 3.7 | 4,314 | 5.1 |
| 85-89 | 41 | 1.1 | 1,833 | 2.2 |
| 90 + | 6 | 0.2 | 467 | 0.5 |
| Not Reported | 0 | 0.0 | 7 | 0.0 |
| SOURCE OF ADMISSION | | | | |
| Physician Referral | 3,888 | 100.0 | 71,765 | 84.2 |
| Clinic Referral | 0 | 0.0 | 857 | 1.0 |
| HMO Referral | 0 | 0.0 | 3 | 0.0 |
| Other Hospital | 0 | 0.0 | 0 | 0.0 |
| Skilled Nursing Facility | 0 | 0.0 | 1 | 0.0 |
| Other Health Care Facility | 0 | 0.0 | 3 | 0.0 |
| Emergency Room | 0 | 0.0 | 0 | 0.0 |
| Court/Law Enforcement | 0 | 0.0 | 0 | 0.0 |
| Unknown | 0 | 0.0 | 1,361 | 1.6 |
| Not Reported | 0 | 0.0 | 11,195 | 13.1 |

(Continued)

AMB ST 1-6
UTAH HOSPITAL AND FREESTANDING AMBULATORY SURGERY CENTER (FASC) UTILIZATION AND CHARGE PROFILE OF OUTPATIENT SURGERY, 2005
NUMBER OF SELECTED AMBULATORY SURGERY PATIENT VISITS BY PATIENT PROFILE

422 Utah Surgical Center

| Patient Profile | Patient Visits | | Patient Visits-All FASCs | |
|---|----------------|------|--------------------------|------|
| | (#) | (%) | (#) | (%) |
| DISCHARGE STATUS | | | | |
| Home or Self Care | 3,881 | 99.8 | 74,273 | 87.2 |
| Another Hospital | 7 | 0.2 | 73 | 0.1 |
| Skilled Nursing Facility | 0 | 0.0 | 0 | 0.0 |
| Intermediate Care Facility | 0 | 0.0 | 0 | 0.0 |
| Another Type of Institution | 0 | 0.0 | 2 | 0.0 |
| Under Care of Home Service | 0 | 0.0 | 1 | 0.0 |
| Left Against Medical Advice | 0 | 0.0 | 0 | 0.0 |
| Under Care of Home IV Provider | 0 | 0.0 | 0 | 0.0 |
| Expired | 0 | 0.0 | 0 | 0.0 |
| Unknown | 0 | 0.0 | 10,836 | 12.7 |
| Not Reported | 0 | 0.0 | 0 | 0.0 |
| PRIMARY PAYER | | | | |
| Medicare | 894 | 23.0 | 26,849 | 31.5 |
| Medicaid | 267 | 6.9 | 5,633 | 6.6 |
| Other government | 38 | 1.0 | 2,207 | 2.6 |
| Blue Cross/Blue Shield | 649 | 16.7 | 16,389 | 19.2 |
| Other Commercial | 358 | 9.2 | 7,724 | 9.1 |
| Managed Care(HMO, PPO) | 986 | 25.4 | 21,754 | 25.5 |
| Self Pay | 176 | 4.5 | 1,039 | 1.2 |
| Industrial & Worker Comp | 513 | 13.2 | 2,186 | 2.6 |
| Charity and Unclassified | 1 | 0.0 | 150 | 0.2 |
| Childrens Health Insurance | 1 | 0.0 | 324 | 0.4 |
| Unknown | 0 | 0.0 | 91 | 0.1 |
| Not Reported | 5 | 0.1 | 839 | 1.0 |
| LOCAL HEALTH DISTRICT OF PATIENT RESIDENCE | | | | |
| Bear River | 18 | 0.5 | 3,935 | 4.6 |
| Central Utah | 9 | 0.2 | 1,393 | 1.6 |
| Davis County | 108 | 2.8 | 13,342 | 15.7 |
| Salt Lake County | 3,357 | 86.3 | 27,212 | 31.9 |
| Southeastern Utah | 4 | 0.1 | 782 | 0.9 |
| Southwest Utah | 8 | 0.2 | 5,072 | 6.0 |
| Summit County | 34 | 0.9 | 1,027 | 1.2 |
| Tooele County | 188 | 4.8 | 1,179 | 1.4 |
| Tri-County | 7 | 0.2 | 453 | 0.5 |
| Utah County | 70 | 1.8 | 10,349 | 12.1 |
| Wasatch County | 6 | 0.2 | 437 | 0.5 |
| Weber County | 45 | 1.2 | 15,834 | 18.6 |
| Unknown Utah | 0 | 0.0 | 36 | 0.0 |
| Outside Utah | 34 | 0.9 | 4,110 | 4.8 |
| Unknown, Not Reported | 0 | 0.0 | 24 | 0.0 |

SOURCE: Utah Ambulatory Surgery Database,
Utah Health Data Committee/Office of Health Care Statistics.

AMB ST 1-1
UTAH HOSPITAL AND FREESTANDING AMBULATORY SURGERY CENTER (FASC) UTILIZATION AND CHARGE PROFILE OF OUTPATIENT SURGERY, 2005
NUMBER OF CPT-4 AND ICD-9 REPORTABLE* PROCEDURES BY SELECTED AMBULATORY SURGERY REPORTING CATEGORY

411 Wasatch Endoscopy Center

| Reporting Category(ICD-9-CM CODES) | Procedures Performed | | Procedures Performed-All FASCs | |
|--|----------------------|-------|--------------------------------|-------|
| | (#) | (%) | (#) | (%) |
| Reporting Category(ICD-9-CM CODES) | 7,195 | 100.0 | 66,156 | 100.0 |
| Mastectomy (85.0-85.99) | 0 | 0.0 | 1,584 | 2.4 |
| Musculoskeletal (76.0-84.99) | 0 | 0.0 | 11,899 | 18.0 |
| Respiratory (30.0-34.99) | 0 | 0.0 | 119 | 0.2 |
| Cardiovascular (35.0-39.99) | 0 | 0.0 | 362 | 0.5 |
| Lymphatic/Hemetic (40.0-41.99) | 0 | 0.0 | 141 | 0.2 |
| Digestive System (42.0-54.99) | 7,195 | 100.0 | 13,725 | 20.7 |
| Urinary (55.0-59.99) | 0 | 0.0 | 322 | 0.5 |
| Male Genital (60.0-64.99) | 0 | 0.0 | 262 | 0.4 |
| Female Genital (65.0-71.99) | 0 | 0.0 | 1,797 | 2.7 |
| Endocrine/Nervous (01.0-07.99) | 0 | 0.0 | 3,838 | 5.8 |
| Eye (08.0-16.99) | 0 | 0.0 | 18,120 | 27.4 |
| Ear (18.0-20.99) | 0 | 0.0 | 3,735 | 5.6 |
| Nose, Mouth, Pharynx (21.0-29.99) | 0 | 0.0 | 10,252 | 15.5 |
| Reporting Category(CPT-4 CODES) | 7,858 | 100.0 | 117,978 | 100.0 |
| Mastectomy (19120-19220) | 0 | 0.0 | 622 | 0.5 |
| Musculoskeletal (20000-29909) | 0 | 0.0 | 24,588 | 20.8 |
| Respiratory (30000-32999 & 39501-39599) | 0 | 0.0 | 9,814 | 8.3 |
| Cardiovascular (33010-37799 & 93501-93660) | 0 | 0.0 | 760 | 0.6 |
| Lymphatic/Hemetic (38100-38999) | 0 | 0.0 | 188 | 0.2 |
| Digestive (40490-49999) | 7,858 | 100.0 | 39,759 | 33.7 |
| Urinary (50010-53899) | 0 | 0.0 | 1,679 | 1.4 |
| Male Genital (54000-55899) | 0 | 0.0 | 657 | 0.6 |
| Female Genital (56405-58999) | 0 | 0.0 | 2,830 | 2.4 |
| Endocrine/Nervous (60000-64999) | 0 | 0.0 | 11,257 | 9.5 |
| Eye (65091-68899) | 0 | 0.0 | 20,646 | 17.5 |
| Ear (69000-69979) | 0 | 0.0 | 5,178 | 4.4 |

SOURCE: Utah Ambulatory Surgery Database

Utah Health Data Committee/Office of Health Care Statistics.

Reportable* excludes codes in the former "Other" category and CPT blood draw codes in previous reports.

AMB ST 1-2
UTAH HOSPITAL AND FREESTANDING AMBULATORY SURGERY CENTER (FASC) UTILIZATION AND CHARGE PROFILE OF OUTPATIENT SURGERY, 2005
MOST COMMONLY PERFORMED CPT-4 AND ICD-9 REPORTABLE* PROCEDURES

411 Wasatch Endoscopy Center

| ICD-9 CODE | ICD-9 DESCRIPTION | # | % | % ALL FASCs |
|-----------------------------|-------------------------------------|-------|------|-------------|
| All ICD-9 Procedures | | | | |
| 4525 | CLOS [ENDO] BX LARGE INTESTINE | 2,377 | 33.0 | 5.31 |
| 4523 | COLONOSCOPY | 2,131 | 29.6 | 5.04 |
| 4516 | EGD W/CLOS BX | 1,239 | 17.2 | 3.32 |
| 4542 | ENDO POLYPECTOMY LARGE INTESTINE | 541 | 7.5 | 1.38 |
| 4513 | OTHER ENDOSCOPY OF SMALL INTESTINE | 513 | 7.1 | 1.21 |
| 4292 | DILATION OF ESOPHAGUS | 155 | 2.2 | 1.30 |
| 4543 | ENDO DESTRUC OTH LES/TISS LG INTEST | 151 | 2.1 | 0.26 |
| 4422 | ENDOSCOPIC DILATION OF PYLORUS | 34 | 0.5 | 0.09 |
| 4524 | FLEXIBLE SIGMOIDOSCOPY | 26 | 0.4 | 0.04 |
| 4522 | ENDO LG INTEST THRU ARTIFCL STOMA | 7 | 0.1 | 0.01 |
| 4341 | ENDO EXC/DESTRUC LES/TISSUE STOMACH | 5 | 0.1 | 0.16 |
| 4836 | [ENDOSCOPIC] POLYPECTOMY OF RECTUM | 4 | 0.1 | 0.01 |
| 4514 | CLOS [ENDO] BX SMALL INTESTINE | 3 | 0.0 | 0.10 |
| 4685 | DILATION OF INTESTINE | 3 | 0.0 | 0.01 |
| 4224 | CLOSED BIOPSY OF ESOPHAGUS | 2 | 0.0 | 0.01 |
| 4223 | OTHER ESOPHAGOSCOPY | 1 | 0.0 | 0.02 |
| 4443 | ENDO CONTROL GASTRIC/DUODEN BLEED | 1 | 0.0 | 0.00 |
| 4699 | OTHER OPERATIONS ON INTESTINES | 1 | 0.0 | 0.00 |
| 4945 | LIGATION OF HEMORRHOIDS | 1 | 0.0 | 0.00 |

| CPT-4 CODE | CPT-4 DESCRIPTION | # | % | % ALL FASCs |
|-----------------------------|----------------------------------|-------|------|-------------|
| All CPT-4 Procedures | | | | |
| 45380 | COLONOSCOPY FLEX; W/BX 1/MX | 2,507 | 31.9 | 5.73 |
| 45378 | COLONOSCOPY FLEX; DX-SEP PROC | 2,292 | 29.2 | 6.92 |
| 43239 | UGI ENDO; W/BX 1/MX | 1,356 | 17.3 | 5.27 |
| 45385 | COLONOSCOPY FLEX; W/REMV LES-SNA | 583 | 7.4 | 1.73 |
| 43235 | UGI ENDO; DX W/NO CLCT SPECMN-SP | 561 | 7.1 | 1.33 |
| 45383 | COLONOSCOPY FLEX; W/ABLAT LES | 176 | 2.2 | 0.19 |
| 43248 | UGI ENDO; W/INSRT GUIDE WIRE | 91 | 1.2 | 0.11 |
| 43249 | UGI ENDO; W/BALLOON DILAT ESOPHA | 70 | 0.9 | 1.57 |
| 45331 | SIGMOIDOSCOPY FLXIBLE; W/BX 1/MX | 44 | 0.6 | 0.07 |
| 43245 | UP GI ENDO;W/DILAT GASTR OUTLT O | 38 | 0.5 | 0.13 |
| 45381 | COLNSCP PROX SPLENC FLXR;SUBMUC | 29 | 0.4 | 0.09 |
| 45330 | SIGMOIDOSCOPY FLEX; DX-SEP PROC | 28 | 0.4 | 0.08 |
| 43258 | UGI ENDO; W/ABLAT LES NOT SNARE | 8 | 0.1 | 0.01 |
| 44388 | COLONOSCOPY-STOMA; DX-SEP PROC | 7 | 0.1 | 0.01 |
| 45382 | COLNSCPY FLEX SPLENIC; CNTRL BLE | 6 | 0.1 | 0.02 |
| 43251 | UGI ENDO; W/REMV TUMOR/LES-SNARE | 5 | 0.1 | 0.12 |
| 45335 | SIGMOIDSCPY FLX; DIR SUBMUCOS IN | 5 | 0.1 | 0.01 |
| 43202 | ESOPHGSCPY RIGD/FLXIBLE; W/BX 1/ | 4 | 0.1 | 0.01 |
| 43226 | ESOPHAGOSCOPY; W/INSRT GUIDE WIR | 4 | 0.1 | 0.01 |
| 43247 | UGI ENDO; W/REMOVAL FB | 4 | 0.1 | 0.02 |

SOURCE: Utah Ambulatory Surgery Database

Utah Health Data Committee/Office of Health Care Statistics

Reportable* excludes codes in the former "Other" category and CPT4 blood draw codes in previous reports.

AMB ST 1-3

UTAH HOSPITAL AND FREESTANDING AMBULATORY SURGERY CENTER (FASC) UTILIZATION AND CHARGE PROFILE OF OUTPATIENT SURGERY, 2005
 AVERAGE TOTAL CHARGES FOR MOST COMMONLY PERFORMED CPT-4 AND ICD-9 REPORTABLE* PROCEDURES, SINGLE ICD-9 OR CPT-4 ONLY

411 Wasatch Endoscopy Center

| ICD-9 CODE | ICD-9 DESCRIPTION | # | AVE TOT CHR | AVE TOT CHR(ALL FASCs) |
|------------------|-------------------------------------|-------|-------------|-------------------------|
| ICD-9 Procedures | | 5,229 | \$534 | \$1,608 |
| 4523 | COLONOSCOPY | 1,905 | \$529 | \$686 |
| 4525 | CLOS [ENDO] BX LARGE INTESTINE | 1,762 | \$559 | \$719 |
| 4516 | EGD W/CLOS BX | 738 | \$542 | \$710 |
| 4513 | OTHER ENDOSCOPY OF SMALL INTESTINE | 373 | \$416 | \$605 |
| 4542 | ENDO POLYPECTOMY LARGE INTESTINE | 209 | \$558 | \$817 |
| 4543 | ENDO DESTRUC OTH LES/TISS LG INTEST | 113 | \$527 | \$566 |
| 4292 | DILATION OF ESOPHAGUS | 61 | \$488 | \$717 |
| 4422 | ENDOSCOPIC DILATION OF PYLORUS | 27 | \$613 | \$673 |
| 4524 | FLEXIBLE SIGMOIDOSCOPY | 24 | \$548 | \$548 |
| 4522 | ENDO LG INTEST THRU ARTIFICL STOMA | 7 | \$503 | \$552 |
| 4836 | [ENDOSCOPIC] POLYPECTOMY OF RECTUM | 3 | \$648 | \$648 |
| 4341 | ENDO EXC/DESTRUC LES/TISSUE STOMACH | 2 | \$477 | \$1,048 |
| 4514 | CLOS [ENDO] BX SMALL INTESTINE | 2 | \$588 | \$1,025 |
| 4685 | DILATION OF INTESTINE | 2 | \$295 | \$696 |
| 4223 | OTHER ESOPHAGOSCOPY | 1 | \$562 | \$562 |

| CPT-4 CODE | CPT-4 DESCRIPTION | # | AVE TOT CHR | AVE TOT CHR(ALL FASCs) |
|------------------|----------------------------------|-------|-------------|-------------------------|
| CPT-4 Procedures | | 5,663 | \$550 | \$1,829 |
| 45378 | COLONOSCOPY FLEX; DX-SEP PROC | 2,058 | \$544 | \$978 |
| 45380 | COLONOSCOPY FLEX; W/BX 1/MX | 1,847 | \$577 | \$1,023 |
| 43239 | UGI ENDO; W/BX 1/MX | 808 | \$559 | \$1,018 |
| 43235 | UGI ENDO; DX W/WO CLCT SPECMN-SP | 401 | \$434 | \$718 |
| 45385 | COLONOSCOPY FLEX; W/REMV LES-SNA | 226 | \$576 | \$1,086 |
| 45383 | COLONOSCOPY FLEX; W/ABLAT LES | 137 | \$578 | \$694 |
| 45331 | SIGMOIDOSCOPY FLXIBLE; W/BX 1/MX | 34 | \$415 | \$579 |
| 43248 | UGI ENDO; W/INSRT GUIDE WIRE | 33 | \$498 | \$742 |
| 43245 | UP GI ENDO;W/DILAT GASTR OUTLT O | 27 | \$584 | \$973 |
| 43249 | UGI ENDO; W/BALLOON DILAT ESOPHA | 27 | \$534 | \$963 |
| 45330 | SIGMOIDOSCOPY FLEX; DX-SEP PROC | 24 | \$543 | \$639 |
| 44388 | COLONOSCOPY-STOMA; DX-SEP PROC | 7 | \$503 | \$782 |
| G0105 | COLOREC CANCR SCR; COLNSCPY HI R | 3 | \$380 | \$777 |
| 43226 | ESOPHAGOSCOPY; W/INSRT GUIDE WIR | 2 | \$341 | \$588 |
| 43244 | UGI ENDO; W/BAND LIG VARICES | 2 | \$621 | \$956 |
| 43247 | UGI ENDO; W/REMOVAL FB | 2 | \$731 | \$967 |
| 43251 | UGI ENDO; W/REMV TUMOR/LES-SNARE | 2 | \$477 | \$914 |
| 43450 | DILAT ESOPH-SOUND/BOUGIE-1/MX PA | 2 | \$415 | \$556 |
| 45303 | PROCTOSIGMOIDOSCOPY RIGID; W/DIL | 2 | \$295 | \$295 |
| 45335 | SIGMOIDSCPY FLX; DIR SUBMUCOS IN | 2 | \$485 | \$830 |

SOURCE: Utah Ambulatory Surgery Database
 Reportable* excludes codes in the former "Other" category and CPT4 blood draw codes in previous reports.

AMB ST 1-4
UTAH HOSPITAL AND FREESTANDING AMBULATORY SURGERY CENTER (FASC) UTILIZATION AND CHARGE PROFILE OF OUTPATIENT SURGERY, 2005
PROCEDURE APG CATEGORY, PROCEDURE APG, BASED ON REPORTABLE* CPT-4 PROCEDURES

411 Wasatch Endoscopy Center

| Procedure APG category | | TOTAL # | TOTAL # (ALL FASCs) |
|---|--|---------|---------------------|
| Procedure APG | | | |
| 06 DIGESTIVE SYSTEM | | 7,858 | 33,057 |
| 112 ESOPHAGEAL DILATION WITHOUT ENDOSCOPY | | 3 | 646 |
| 113 ANOSCOPY WITH BIOPSY AND DIAGNOSTIC PROCTOSIGMOIDOSCOPY | | 30 | 106 |
| 114 PROCTOSIGMOIDOSCOPY WITH EXCISION OR BIOPSY | | 58 | 109 |
| 115 DIAGNOSTIC UPPER GI ENDOSCOPY OR INTUBATION | | 1,925 | 7,909 |
| 116 THERAPEUTIC UPPER GI ENDOSCOPY OR INTUBATION | | 229 | 2,398 |
| 117 LOWER GASTROINTESTINAL ENDOSCOPY | | 5,611 | 17,943 |
| 121 SIMPLE ANAL AND RECTAL PROCEDURES | | 1 | 38 |
| 122 MISCELLANEOUS ABDOMINAL PROCEDURES | | 1 | 29 |

SOURCE: Utah Ambulatory Surgery Database

Utah Health Data Committee/Office of Health Care Statistics

Reportable* excludes codes in the former "Other" category and CPT blood draw codes in previous reports.

AMB ST 1-5
UTAH HOSPITAL AND FREESTANDING AMBULATORY SURGERY CENTER (FASC) UTILIZATION AND CHARGE PROFILE OF OUTPATIENT SURGERY, 2005
PROCEDURE APG CATEGORY, PROCEDURE APG, SINGLE APG ONLY
BASED ON REPORTABLE* CPT-4 PROCEDURES

411 Wasatch Endoscopy Center

| Procedure APG category | Procedure APG | TOTAL # | AVE TOT CHRG | AVE TOT CHRG(ALL FASCs) |
|------------------------|---|---------|--------------|--------------------------|
| 06 | DIGESTIVE SYSTEM | 5,663 | \$550 | \$1,225 |
| | 112 ESOPHAGEAL DILATION WITHOUT ENDOSCOPY | 2 | \$415 | \$556 |
| | 113 ANOSCOPY WITH BIOPSY AND DIAGNOSTIC PROCTOSIGMOIDOSCOPY | 26 | \$524 | \$643 |
| | 114 PROCTOSIGMOIDOSCOPY WITH EXCISION OR BIOPSY | 43 | \$411 | \$607 |
| | 115 DIAGNOSTIC UPPER GI ENDOSCOPY OR INTUBATION | 1,213 | \$518 | \$948 |
| | 116 THERAPEUTIC UPPER GI ENDOSCOPY OR INTUBATION | 96 | \$536 | \$954 |
| | 117 LOWER GASTROINTESTINAL ENDOSCOPY | 4,283 | \$561 | \$1,007 |

SOURCE: Utah Ambulatory Surgery Database

Utah Health Data Committee/Office of Health Care Statistics

Reportable* excludes codes in the former "Other" category and CPT blood draw codes in previous reports.

AMB ST 1-6
UTAH HOSPITAL AND FREESTANDING AMBULATORY SURGERY CENTER (FASC) UTILIZATION AND CHARGE PROFILE OF OUTPATIENT SURGERY, 2005
NUMBER OF SELECTED AMBULATORY SURGERY PATIENT VISITS BY PATIENT PROFILE

411 Wasatch Endoscopy Center

| Patient Profile | Patient Visits | | Patient Visits-All FASCs | |
|----------------------------|----------------|------|--------------------------|------|
| | (#) | (%) | (#) | (%) |
| GENDER | | | | |
| Female | 3,820 | 57.0 | 46,953 | 55.1 |
| Male | 2,869 | 42.8 | 38,149 | 44.8 |
| Unknown | 0 | 0.0 | 39 | 0.0 |
| Not Reported | 17 | 0.3 | 44 | 0.1 |
| AGE | | | | |
| 1-28 days | 0 | 0.0 | 0 | 0.0 |
| 29-365 days | 1 | 0.0 | 594 | 0.7 |
| 1-4 years | 22 | 0.3 | 4,739 | 5.6 |
| 5-9 | 20 | 0.3 | 2,401 | 2.8 |
| 10-14 | 48 | 0.7 | 1,336 | 1.6 |
| 15-17 | 43 | 0.6 | 1,477 | 1.7 |
| 18-19 | 39 | 0.6 | 1,299 | 1.5 |
| 20-24 | 125 | 1.9 | 3,472 | 4.1 |
| 25-29 | 192 | 2.9 | 3,624 | 4.3 |
| 30-34 | 169 | 2.5 | 3,616 | 4.2 |
| 35-39 | 219 | 3.3 | 3,598 | 4.2 |
| 40-44 | 340 | 5.1 | 4,506 | 5.3 |
| 45-49 | 437 | 6.5 | 5,414 | 6.4 |
| 50-54 | 1,174 | 17.5 | 7,673 | 9.0 |
| 55-59 | 937 | 14.0 | 7,166 | 8.4 |
| 60-64 | 793 | 11.8 | 6,418 | 7.5 |
| 65-69 | 739 | 11.0 | 7,432 | 8.7 |
| 70-74 | 543 | 8.1 | 7,255 | 8.5 |
| 75-79 | 469 | 7.0 | 6,544 | 7.7 |
| 80-84 | 280 | 4.2 | 4,314 | 5.1 |
| 85-89 | 95 | 1.4 | 1,833 | 2.2 |
| 90 + | 21 | 0.3 | 467 | 0.5 |
| Not Reported | 0 | 0.0 | 7 | 0.0 |
| SOURCE OF ADMISSION | | | | |
| Physician Referral | 6,178 | 92.1 | 71,765 | 84.2 |
| Clinic Referral | 0 | 0.0 | 857 | 1.0 |
| HMO Referral | 0 | 0.0 | 3 | 0.0 |
| Other Hospital | 0 | 0.0 | 0 | 0.0 |
| Skilled Nursing Facility | 0 | 0.0 | 1 | 0.0 |
| Other Health Care Facility | 0 | 0.0 | 3 | 0.0 |
| Emergency Room | 0 | 0.0 | 0 | 0.0 |
| Court/Law Enforcement | 0 | 0.0 | 0 | 0.0 |
| Unknown | 0 | 0.0 | 1,361 | 1.6 |
| Not Reported | 528 | 7.9 | 11,195 | 13.1 |

(Continued)

AMB ST 1-6
UTAH HOSPITAL AND FREESTANDING AMBULATORY SURGERY CENTER (FASC) UTILIZATION AND CHARGE PROFILE OF OUTPATIENT SURGERY, 2005
NUMBER OF SELECTED AMBULATORY SURGERY PATIENT VISITS BY PATIENT PROFILE

411 Wasatch Endoscopy Center

| Patient Profile | Patient Visits | | Patient Visits-All FASCs | |
|---|----------------|------|--------------------------|------|
| | (#) | (%) | (#) | (%) |
| DISCHARGE STATUS | | | | |
| Home or Self Care | 6,158 | 91.8 | 74,273 | 87.2 |
| Another Hospital | 19 | 0.3 | 73 | 0.1 |
| Skilled Nursing Facility | 0 | 0.0 | 0 | 0.0 |
| Intermediate Care Facility | 0 | 0.0 | 0 | 0.0 |
| Another Type of Institution | 1 | 0.0 | 2 | 0.0 |
| Under Care of Home Service | 0 | 0.0 | 1 | 0.0 |
| Left Against Medical Advice | 0 | 0.0 | 0 | 0.0 |
| Under Care of Home IV Provider | 0 | 0.0 | 0 | 0.0 |
| Expired | 0 | 0.0 | 0 | 0.0 |
| Unknown | 528 | 7.9 | 10,836 | 12.7 |
| Not Reported | 0 | 0.0 | 0 | 0.0 |
| PRIMARY PAYER | | | | |
| Medicare | 2,009 | 30.0 | 26,849 | 31.5 |
| Medicaid | 148 | 2.2 | 5,633 | 6.6 |
| Other government | 28 | 0.4 | 2,207 | 2.6 |
| Blue Cross/Blue Shield | 2,114 | 31.5 | 16,389 | 19.2 |
| Other Commercial | 338 | 5.0 | 7,724 | 9.1 |
| Managed Care(HMO, PPO) | 2,015 | 30.0 | 21,754 | 25.5 |
| Self Pay | 1 | 0.0 | 1,039 | 1.2 |
| Industrial & Worker Comp | 0 | 0.0 | 2,186 | 2.6 |
| Charity and Unclassified | 0 | 0.0 | 150 | 0.2 |
| Childrens Health Insurance | 0 | 0.0 | 324 | 0.4 |
| Unknown | 0 | 0.0 | 91 | 0.1 |
| Not Reported | 53 | 0.8 | 839 | 1.0 |
| LOCAL HEALTH DISTRICT OF PATIENT RESIDENCE | | | | |
| Bear River | 11 | 0.2 | 3,935 | 4.6 |
| Central Utah | 26 | 0.4 | 1,393 | 1.6 |
| Davis County | 208 | 3.1 | 13,342 | 15.7 |
| Salt Lake County | 5,807 | 86.6 | 27,212 | 31.9 |
| Southeastern Utah | 32 | 0.5 | 782 | 0.9 |
| Southwest Utah | 25 | 0.4 | 5,072 | 6.0 |
| Summit County | 144 | 2.1 | 1,027 | 1.2 |
| Tooele County | 128 | 1.9 | 1,179 | 1.4 |
| Tri-County | 28 | 0.4 | 453 | 0.5 |
| Utah County | 105 | 1.6 | 10,349 | 12.1 |
| Wasatch County | 28 | 0.4 | 437 | 0.5 |
| Weber County | 31 | 0.5 | 15,834 | 18.6 |
| Unknown Utah | 0 | 0.0 | 36 | 0.0 |
| Outside Utah | 132 | 2.0 | 4,110 | 4.8 |
| Unknown, Not Reported | 1 | 0.0 | 24 | 0.0 |

SOURCE: Utah Ambulatory Surgery Database,
Utah Health Data Committee/Office of Health Care Statistics.

AMB ST 1-1
UTAH HOSPITAL AND FREESTANDING AMBULATORY SURGERY CENTER (FASC) UTILIZATION AND CHARGE PROFILE OF OUTPATIENT SURGERY, 2005
NUMBER OF CPT-4 AND ICD-9 REPORTABLE* PROCEDURES BY SELECTED AMBULATORY SURGERY REPORTING CATEGORY

421 Zion Eye Institute

| | Procedures Performed | | Procedures Performed-All FASCs | |
|--|----------------------|-------|--------------------------------|-------|
| | (#) | (%) | (#) | (%) |
| Reporting Category(ICD-9-CM CODES) | . | . | 66,156 | 100.0 |
| Mastectomy (85.0-85.99) | . | . | 1,584 | 2.4 |
| Musculoskeletal (76.0-84.99) | . | . | 11,899 | 18.0 |
| Respiratory (30.0-34.99) | . | . | 119 | 0.2 |
| Cardiovascular (35.0-39.99) | . | . | 362 | 0.5 |
| Lymphatic/Hemetic (40.0-41.99) | . | . | 141 | 0.2 |
| Digestive System (42.0-54.99) | . | . | 13,725 | 20.7 |
| Urinary (55.0-59.99) | . | . | 322 | 0.5 |
| Male Genital (60.0-64.99) | . | . | 262 | 0.4 |
| Female Genital (65.0-71.99) | . | . | 1,797 | 2.7 |
| Endocrine/Nervous (01.0-07.99) | . | . | 3,838 | 5.8 |
| Eye (08.0-16.99) | . | . | 18,120 | 27.4 |
| Ear (18.0-20.99) | . | . | 3,735 | 5.6 |
| Nose, Mouth, Pharynx (21.0-29.99) | . | . | 10,252 | 15.5 |
| Reporting Category(CPT-4 CODES) | 1,143 | 100.0 | 117,978 | 100.0 |
| Mastectomy (19120-19220) | 0 | 0.0 | 622 | 0.5 |
| Musculoskeletal (20000-29909) | 4 | 0.3 | 24,588 | 20.8 |
| Respiratory (30000-32999 & 39501-39599) | 11 | 1.0 | 9,814 | 8.3 |
| Cardiovascular (33010-37799 & 93501-93660) | 0 | 0.0 | 760 | 0.6 |
| Lymphatic/Hemetic (38100-38999) | 0 | 0.0 | 188 | 0.2 |
| Digestive (40490-49999) | 2 | 0.2 | 39,759 | 33.7 |
| Urinary (50010-53899) | 0 | 0.0 | 1,679 | 1.4 |
| Male Genital (54000-55899) | 0 | 0.0 | 657 | 0.6 |
| Female Genital (56405-58999) | 0 | 0.0 | 2,830 | 2.4 |
| Endocrine/Nervous (60000-64999) | 0 | 0.0 | 11,257 | 9.5 |
| Eye (65091-68899) | 1,126 | 98.5 | 20,646 | 17.5 |
| Ear (69000-69979) | 0 | 0.0 | 5,178 | 4.4 |

SOURCE: Utah Ambulatory Surgery Database

Utah Health Data Committee/Office of Health Care Statistics.

Reportable* excludes codes in the former "Other" category and CPT blood draw codes in previous reports.

AMB ST 1-2
UTAH HOSPITAL AND FREESTANDING AMBULATORY SURGERY CENTER (FASC) UTILIZATION AND CHARGE PROFILE OF OUTPATIENT SURGERY, 2005
MOST COMMONLY PERFORMED CPT-4 AND ICD-9 REPORTABLE* PROCEDURES

421 Zion Eye Institute

| ICD-9 CODE | ICD-9 DESCRIPTION | # | % | % ALL FASCs |
|------------|-------------------|---|---|-------------|
|------------|-------------------|---|---|-------------|

All ICD-9 Procedures

Does not report ICDs

| CPT-4 CODE | CPT-4 DESCRIPTION | # | % | % ALL FASCs |
|----------------------|----------------------------------|-------|-------|-------------|
| All CPT-4 Procedures | | 1,143 | 100.0 | 100.0 |
| 66984 | EXTRACAPSULAR CATARACT REMV IOL | 600 | 52.5 | 10.00 |
| 66821 | DISCISSION 2ND CATARACT; LASER S | 239 | 20.9 | 1.66 |
| 67904 | REPR BLEPHAROPTOSIS; RESECT-EXT | 83 | 7.3 | 0.56 |
| 67917 | REPAIR OF ECTROPION; EXTENSIVE | 22 | 1.9 | 0.19 |
| 67924 | REPAIR OF ENTROPION; EXTENSIVE | 19 | 1.7 | 0.08 |
| 65426 | EXC/TRANSPOSITION PTERYGIUM; W/G | 18 | 1.6 | 0.21 |
| 66982 | EXTRACAP CATARACT REMV W/IOL-CMP | 17 | 1.5 | 0.17 |
| 68815 | PROBE NASOLAC DUCT; W/INSERT TUB | 15 | 1.3 | 0.16 |
| 68720 | DACRYOCYSTORHINOSTOMY | 13 | 1.1 | 0.13 |
| 31200 | ETHMOIDECTOMY; INTRANASAL ANTERI | 11 | 1.0 | 0.06 |
| 65730 | KERATOPLSTY; PENETRAT NOT APHAKI | 10 | 0.9 | 0.17 |
| 66825 | REPSTN IO LENS REQ INCI-SEP PROC | 7 | 0.6 | 0.05 |
| 65772 | CORNEAL RELAXING INCS-ASTIGMATIS | 6 | 0.5 | 0.07 |
| 66986 | EXCHANGE OF INTRAOCULAR LENS | 6 | 0.5 | 0.09 |
| 65870 | SEVER ADHES-SEP PROC; ANT SYNECH | 5 | 0.4 | 0.01 |
| 65930 | REMOVAL BLOOD CLOT ANT SEGMENT E | 5 | 0.4 | 0.01 |
| 67950 | CANTHOPLASTY | 5 | 0.4 | 0.07 |
| 67999 | UNLISTED PROCEDURE EYELIDS | 5 | 0.4 | 0.06 |
| 67005 | REMV VITREOUS ANT APPROACH; PART | 4 | 0.3 | 0.03 |
| 67966 | EXC & REPR EYELID > 1/4 LID MARG | 4 | 0.3 | 0.02 |

SOURCE: Utah Ambulatory Surgery Database

Utah Health Data Committee/Office of Health Care Statistics

Reportable* excludes codes in the former "Other" category and CPT4 blood draw codes in previous reports.

AMB ST 1-3

UTAH HOSPITAL AND FREESTANDING AMBULATORY SURGERY CENTER (FASC) UTILIZATION AND CHARGE PROFILE OF OUTPATIENT SURGERY, 2005
 AVERAGE TOTAL CHARGES FOR MOST COMMONLY PERFORMED CPT-4 AND ICD-9 REPORTABLE* PROCEDURES, SINGLE ICD-9 OR CPT-4 ONLY

421 Zion Eye Institute

| ICD-9 CODE | ICD-9 DESCRIPTION | # | AVE TOT CHRG | AVE TOT CHRG(ALL FASCs) |
|------------|-------------------|---|--------------|--------------------------|
|------------|-------------------|---|--------------|--------------------------|

ICD-9 Procedures

Does not report ICDS

| CPT-4 CODE | CPT-4 DESCRIPTION | # | AVE TOT CHRG | AVE TOT CHRG(ALL FASCs) |
|------------------|----------------------------------|-------|--------------|--------------------------|
| CPT-4 Procedures | | | | |
| | | 1,143 | \$1,133 | \$1,829 |
| 66984 | EXTRACAPSULAR CATARACT REMV IOL | 600 | \$1,416 | \$2,592 |
| 66821 | DISCISSION 2ND CATARACT; LASER S | 239 | \$596 | \$771 |
| 67904 | REPR BLEPHAROPTOSIS; RESECT-EXT | 83 | \$608 | \$2,019 |
| 67917 | REPAIR OF ECTROPION; EXTENSIVE | 22 | \$1,500 | \$2,305 |
| 67924 | REPAIR OF ENTROPION; EXTENSIVE | 19 | \$921 | \$1,787 |
| 65426 | EXC/TRANSPOSITION PTERYGIUM; W/G | 18 | \$967 | \$2,020 |
| 66982 | EXTRACAP CATARACT REMV W/IOL-CMP | 17 | \$1,314 | \$3,792 |
| 68815 | PROBE NASOLAC DUCT; W/INSERT TUB | 15 | \$1,000 | \$1,117 |
| 68720 | DACRYOCYSTORHINOSTOMY | 13 | \$1,000 | \$1,609 |
| 31200 | ETHMOIDECTOMY; INTRANASAL ANTERI | 11 | \$1,000 | \$1,000 |
| 65730 | KERATOPLSTY; PENETRAT NOT APHAKI | 10 | \$2,000 | \$5,020 |
| 66825 | REPSTN IO LENS REQ INCI-SEP PROC | 7 | \$1,000 | \$2,272 |
| 65772 | CORNEAL RELAXING INCS-ASTIGMATIS | 6 | \$433 | \$1,038 |
| 66986 | EXCHANGE OF INTRAOCULAR LENS | 6 | \$1,218 | \$2,840 |
| 65870 | SEVER ADHES-SEP PROC; ANT SYNECH | 5 | \$1,000 | \$1,367 |
| 65930 | REMOVAL BLOOD CLOT ANT SEGMENT E | 5 | \$1,050 | \$1,242 |
| 67950 | CANTHOPLASTY | 5 | \$1,500 | \$1,805 |
| 67999 | UNLISTED PROCEDURE EYELIDS | 5 | \$1,120 | \$1,598 |
| 67005 | REMV VITREOUS ANT APPROACH; PART | 4 | \$1,000 | \$1,430 |
| 67966 | EXC & REPR EYELID > 1/4 LID MARG | 4 | \$1,000 | \$1,453 |

SOURCE: Utah Ambulatory Surgery Database

Reportable* excludes codes in the former "Other" category and CPT4 blood draw codes in previous reports.

AMB ST 1-4
UTAH HOSPITAL AND FREESTANDING AMBULATORY SURGERY CENTER (FASC) UTILIZATION AND CHARGE PROFILE OF OUTPATIENT SURGERY, 2005
PROCEDURE APG CATEGORY, PROCEDURE APG, BASED ON REPORTABLE* CPT-4 PROCEDURES

421 Zion Eye Institute

| Procedure APG category | | TOTAL # | TOTAL # (ALL FASCs) |
|------------------------|---|---------|---------------------|
| Procedure APG | | | |
| 02 | MUSCULOSKELETAL SYSTEM | 1 | 22,851 |
| | 024 SIMPLE HAND AND FOOT MUSCULOSKELETAL PROCEDURES | 1 | 5,395 |
| 11 | EYE AND OCULAR ADNEXA | 1,126 | 20,551 |
| | 213 LASER EYE PROCEDURES | 240 | 2,001 |
| | 214 CATARACT PROCEDURES | 626 | 12,253 |
| | 215 COMPLEX ANTERIOR SEGMENT EYE PROCEDURES | 11 | 957 |
| | 216 MODERATE ANTERIOR SEGMENT EYE PROCEDURES | 44 | 809 |
| | 217 SIMPLE ANTERIOR SEGMENT EYE PROCEDURES | 16 | 704 |
| | 220 STRABISMUS AND MUSCLE EYE PROCEDURES | 4 | 545 |
| | 221 COMPLEX REPAIR AND PLASTIC PROCEDURES OF EYE | 173 | 1,823 |
| | 222 SIMPLE REPAIR AND PLASTIC PROCEDURES OF EYE | 8 | 388 |
| | 223 VITRECTOMY | 4 | 570 |
| 12 | FACIAL, EAR, NOSE, MOUTH AND THROAT | 16 | 18,833 |
| | 234 COMPLEX FACIAL AND ENT PROCEDURES | 14 | 3,106 |
| | 235 SIMPLE FACIAL AND ENT PROCEDURES | 2 | 11,701 |

SOURCE: Utah Ambulatory Surgery Database

Utah Health Data Committee/Office of Health Care Statistics

Reportable* excludes codes in the former "Other" category and CPT blood draw codes in previous reports.

AMB ST 1-5
UTAH HOSPITAL AND FREESTANDING AMBULATORY SURGERY CENTER (FASC) UTILIZATION AND CHARGE PROFILE OF OUTPATIENT SURGERY, 2005
PROCEDURE APG CATEGORY, PROCEDURE APG, SINGLE APG ONLY
BASED ON REPORTABLE* CPT-4 PROCEDURES

421 Zion Eye Institute

| Procedure APG category | | TOTAL # | AVE TOT CHR | AVE TOT CHR(ALL FASCs) |
|------------------------|---|---------|-------------|-------------------------|
| Procedure APG | | | | |
| 02 | MUSCULOSKELETAL SYSTEM | 1 | \$1,000 | \$2,609 |
| | 024 SIMPLE HAND AND FOOT MUSCULOSKELETAL PROCEDURES | 1 | \$1,000 | \$1,799 |
| 11 | EYE AND OCULAR ADNEXA | 1,126 | \$1,133 | \$2,379 |
| | 213 LASER EYE PROCEDURES | 240 | \$597 | \$776 |
| | 214 CATARACT PROCEDURES | 626 | \$1,411 | \$2,612 |
| | 215 COMPLEX ANTERIOR SEGMENT EYE PROCEDURES | 11 | \$2,000 | \$2,595 |
| | 216 MODERATE ANTERIOR SEGMENT EYE PROCEDURES | 44 | \$992 | \$2,214 |
| | 217 SIMPLE ANTERIOR SEGMENT EYE PROCEDURES | 16 | \$788 | \$2,178 |
| | 220 STRABISMUS AND MUSCLE EYE PROCEDURES | 4 | \$1,588 | \$2,847 |
| | 221 COMPLEX REPAIR AND PLASTIC PROCEDURES OF EYE | 173 | \$881 | \$2,050 |
| | 222 SIMPLE REPAIR AND PLASTIC PROCEDURES OF EYE | 8 | \$1,075 | \$1,353 |
| | 223 VITRECTOMY | 4 | \$1,000 | \$4,021 |
| 12 | FACIAL, EAR, NOSE, MOUTH AND THROAT | 16 | \$1,109 | \$1,728 |
| | 234 COMPLEX FACIAL AND ENT PROCEDURES | 14 | \$1,011 | \$2,098 |
| | 235 SIMPLE FACIAL AND ENT PROCEDURES | 2 | \$1,800 | \$1,886 |

SOURCE: Utah Ambulatory Surgery Database

Utah Health Data Committee/Office of Health Care Statistics

Reportable* excludes codes in the former "Other" category and CPT blood draw codes in previous reports.

AMB ST 1-6
UTAH HOSPITAL AND FREESTANDING AMBULATORY SURGERY CENTER (FASC) UTILIZATION AND CHARGE PROFILE OF OUTPATIENT SURGERY, 2005
NUMBER OF SELECTED AMBULATORY SURGERY PATIENT VISITS BY PATIENT PROFILE

421 Zion Eye Institute

| Patient Profile | Patient Visits | | Patient Visits-All FASCs | |
|----------------------------|----------------|------|--------------------------|------|
| | (#) | (%) | (#) | (%) |
| GENDER | | | | |
| Female | 620 | 54.2 | 46,953 | 55.1 |
| Male | 523 | 45.8 | 38,149 | 44.8 |
| Unknown | 0 | 0.0 | 39 | 0.0 |
| Not Reported | 0 | 0.0 | 44 | 0.1 |
| AGE | | | | |
| 1-28 days | 0 | 0.0 | 0 | 0.0 |
| 29-365 days | 0 | 0.0 | 594 | 0.7 |
| 1-4 years | 2 | 0.2 | 4,739 | 5.6 |
| 5-9 | 2 | 0.2 | 2,401 | 2.8 |
| 10-14 | 1 | 0.1 | 1,336 | 1.6 |
| 15-17 | 4 | 0.3 | 1,477 | 1.7 |
| 18-19 | 0 | 0.0 | 1,299 | 1.5 |
| 20-24 | 1 | 0.1 | 3,472 | 4.1 |
| 25-29 | 3 | 0.3 | 3,624 | 4.3 |
| 30-34 | 2 | 0.2 | 3,616 | 4.2 |
| 35-39 | 11 | 1.0 | 3,598 | 4.2 |
| 40-44 | 12 | 1.0 | 4,506 | 5.3 |
| 45-49 | 25 | 2.2 | 5,414 | 6.4 |
| 50-54 | 29 | 2.5 | 7,673 | 9.0 |
| 55-59 | 58 | 5.1 | 7,166 | 8.4 |
| 60-64 | 83 | 7.3 | 6,418 | 7.5 |
| 65-69 | 173 | 15.1 | 7,432 | 8.7 |
| 70-74 | 226 | 19.8 | 7,255 | 8.5 |
| 75-79 | 220 | 19.2 | 6,544 | 7.7 |
| 80-84 | 194 | 17.0 | 4,314 | 5.1 |
| 85-89 | 77 | 6.7 | 1,833 | 2.2 |
| 90 + | 20 | 1.7 | 467 | 0.5 |
| Not Reported | 0 | 0.0 | 7 | 0.0 |
| SOURCE OF ADMISSION | | | | |
| Physician Referral | 0 | 0.0 | 71,765 | 84.2 |
| Clinic Referral | 853 | 74.6 | 857 | 1.0 |
| HMO Referral | 0 | 0.0 | 3 | 0.0 |
| Other Hospital | 0 | 0.0 | 0 | 0.0 |
| Skilled Nursing Facility | 0 | 0.0 | 1 | 0.0 |
| Other Health Care Facility | 0 | 0.0 | 3 | 0.0 |
| Emergency Room | 0 | 0.0 | 0 | 0.0 |
| Court/Law Enforcement | 0 | 0.0 | 0 | 0.0 |
| Unknown | 0 | 0.0 | 1,361 | 1.6 |
| Not Reported | 290 | 25.4 | 11,195 | 13.1 |

(Continued)

AMB ST 1-6
UTAH HOSPITAL AND FREESTANDING AMBULATORY SURGERY CENTER (FASC) UTILIZATION AND CHARGE PROFILE OF OUTPATIENT SURGERY, 2005
NUMBER OF SELECTED AMBULATORY SURGERY PATIENT VISITS BY PATIENT PROFILE

421 Zion Eye Institute

| Patient Profile | Patient Visits | | Patient Visits-All FASCs | |
|---|----------------|------|--------------------------|------|
| | (#) | (%) | (#) | (%) |
| DISCHARGE STATUS | | | | |
| Home or Self Care | 853 | 74.6 | 74,273 | 87.2 |
| Another Hospital | 0 | 0.0 | 73 | 0.1 |
| Skilled Nursing Facility | 0 | 0.0 | 0 | 0.0 |
| Intermediate Care Facility | 0 | 0.0 | 0 | 0.0 |
| Another Type of Institution | 0 | 0.0 | 2 | 0.0 |
| Under Care of Home Service | 0 | 0.0 | 1 | 0.0 |
| Left Against Medical Advice | 0 | 0.0 | 0 | 0.0 |
| Under Care of Home IV Provider | 0 | 0.0 | 0 | 0.0 |
| Expired | 0 | 0.0 | 0 | 0.0 |
| Unknown | 290 | 25.4 | 10,836 | 12.7 |
| Not Reported | 0 | 0.0 | 0 | 0.0 |
| PRIMARY PAYER | | | | |
| Medicare | 878 | 76.8 | 26,849 | 31.5 |
| Medicaid | 16 | 1.4 | 5,633 | 6.6 |
| Other government | 8 | 0.7 | 2,207 | 2.6 |
| Blue Cross/Blue Shield | 49 | 4.3 | 16,389 | 19.2 |
| Other Commercial | 67 | 5.9 | 7,724 | 9.1 |
| Managed Care(HMO, PPO) | 97 | 8.5 | 21,754 | 25.5 |
| Self Pay | 27 | 2.4 | 1,039 | 1.2 |
| Industrial & Worker Comp | 1 | 0.1 | 2,186 | 2.6 |
| Charity and Unclassified | 0 | 0.0 | 150 | 0.2 |
| Childrens Health Insurance | 0 | 0.0 | 324 | 0.4 |
| Unknown | 0 | 0.0 | 91 | 0.1 |
| Not Reported | 0 | 0.0 | 839 | 1.0 |
| LOCAL HEALTH DISTRICT OF PATIENT RESIDENCE | | | | |
| Bear River | 2 | 0.2 | 3,935 | 4.6 |
| Central Utah | 8 | 0.7 | 1,393 | 1.6 |
| Davis County | 1 | 0.1 | 13,342 | 15.7 |
| Salt Lake County | 7 | 0.6 | 27,212 | 31.9 |
| Southeastern Utah | 0 | 0.0 | 782 | 0.9 |
| Southwest Utah | 898 | 78.6 | 5,072 | 6.0 |
| Summit County | 0 | 0.0 | 1,027 | 1.2 |
| Tooele County | 0 | 0.0 | 1,179 | 1.4 |
| Tri-County | 0 | 0.0 | 453 | 0.5 |
| Utah County | 0 | 0.0 | 10,349 | 12.1 |
| Wasatch County | 0 | 0.0 | 437 | 0.5 |
| Weber County | 0 | 0.0 | 15,834 | 18.6 |
| Unknown Utah | 2 | 0.2 | 36 | 0.0 |
| Outside Utah | 225 | 19.7 | 4,110 | 4.8 |
| Unknown, Not Reported | 0 | 0.0 | 24 | 0.0 |

SOURCE: Utah Ambulatory Surgery Database,
Utah Health Data Committee/Office of Health Care Statistics.